

STATE OF ALABAMA  
EXECUTIVE  
BUDGET



FISCAL YEAR  
2024

Kay Ivey  
Governor

## MESSAGE OF TRANSMITTAL

### TO THE LEGISLATURE OF ALABAMA:

Pursuant to the constitutional requirements in Section 123 and Amendment No. 448 of the Constitution of 1901 and the provisions contained in Sections 41-4-80 through 88, Code of Alabama 1975, as amended, and Sections 41-19-1 through 12, Code of Alabama 1975, as amended, I herewith respectfully submit my recommended budget for the fiscal year ending September 30, 2024.

A handwritten signature in black ink that reads "Kay Ivey". The signature is written in a cursive, flowing style.

KAY IVEY  
GOVERNOR

OFFICE OF THE GOVERNOR



STATE CAPITOL  
MONTGOMERY, ALABAMA 36130

**KAY IVEY**  
GOVERNOR

(334) 242-7100  
FAX: (334) 242-3282

## STATE OF ALABAMA

### **2023 STATE OF THE STATE ADDRESS**

Lieutenant Governor Ainsworth, Pro Tem Reed, Speaker Ledbetter, Speaker Pro Tem Pringle, members of the Alabama Legislature, justices of the Alabama Supreme Court, distinguished guests and my fellow Alabamians!

As we begin the first legislative session of this new four-year term, I am especially proud to be joined by so many students from around our state, including Livingston's University Charter School and the Northeast Alabama Community College.

Folks, our students...our young people are why our work today matters and why we must get it right. Everything we do today is for a better tomorrow for these children and all the families who call Alabama home.

We have an opportunity during this Legislative Session to continue making progress for Alabama families.

We must be prudent and wise with our folks' hard-earned dollars.

We must support a strong economy in Alabama so mom and dad can provide for themselves and their children.

We must support these hardworking parents.

We must ensure our children have the opportunity to receive a quality education no matter where they live.

And we must prioritize the safety of our children and our communities.

I believe Alabama can accomplish these goals and more because we believe in the power of strong families.

Ladies and gentlemen, we have a lot of work still ahead, but as I have said before: I am confident Alabama's best days are still in front of us.

As Pro Tem Greg Reed takes on his first full term in the Senate, and as the House has its new leader in Speaker Nathaniel Ledbetter, I predict we will have a busy and productive session, and I certainly thank you both for your good service.

I know at the end of this Session, we will have made great strides for the five million Alabamians who call Alabama their sweet home.

This evening, I am proud to offer a report on the state of our state. Folks, Alabama is thriving. It is filled with immense opportunity and endless possibilities.

Alabama's budgets are strong. Folks, that is not by chance. That is because, together, we have taken a fiscally conservative approach to budgeting. We've fully funded our rainy-day accounts, paid down our debts and made robust investments that are paying long-term dividends for our people.

We can be very proud of the fact that during my time as governor, we have not once used the word "proration," nor have we spent beyond our means. And that's not going to change moving forward. Members...I urge you to completely pay off the Alabama Trust Fund this year. That was the promise made to the people of Alabama, and we should make it a priority. Unlike D.C., we pay our debts!

Alabama's financial footing compared to other states across the country is solid, and on top of that, Alabama has one of the lowest overall tax burdens in the nation and one of best business climates.

I urge each of you – especially our new members – to continue being wise and responsible with our people's hard-earned money.

We are, once again, tasked with allocating our taxpayers' dollars that are part of the second round of the American Rescue Plan Act from Congress.

And I'll say again: This is not "free money," and we must invest these one-time funds wisely. Last year, thanks to you, members of the Alabama Legislature, we put these dollars to work, meeting some of Alabama's biggest challenges. I commit to the people of Alabama we will once again take a smart approach and put it towards major and needed endeavors like expanding broadband access, improving our water and sewer infrastructure and investing in our health care – including telemedicine.

This evening, I am calling a Special Session of the Alabama Legislature to begin tomorrow so that we can urgently address these endeavors. Let's wisely invest these federal monies to overcome some of our biggest challenges, while also paying off our debts.

If you turn on the news or even just make a run to the store, we know that times are tough right now.

A paycheck does not go as far as it did two years ago.

That is why I am calling on you to put nearly a billion dollars back into the hands of hardworking, taxpaying Alabamians through one-time rebates of \$400. That means \$800 for our working families, and it couldn't come at a better time!

Folks, this is the people's money, and it's only right, while still acknowledging we are recording revenues far exceeding normal and sustainable levels, we give a fair share of this money directly back to the people of Alabama.

While there is still uncertainty in our national economic climate, we must create stability here at home.

Our stability begins and ends with our small businesses – the backbone of our state’s economy. We will reduce the financial load shouldered by our small businesses by lowering their monthly prepaid sales tax burden. This will positively impact thousands of small businesses across the state.

During my inaugural address, I promised we would reduce burdens holding back our businesses with the goal of cutting regulations by 25 percent over the next two years. I am proud to share with you all that tomorrow, I will sign an executive order to cut red tape so that our businesses are not held back, but can thrive. As I like to say, sometimes the best thing government can do is just get out of the way!

I am also proposing we invest even more into our locally owned businesses – the ones engrained into the DNA of our communities – through a \$200 million grant program known as our Main Street Program.

These competitive grants will help revitalize our small cities and towns. When folks think of main streets, they should think of Rural Alabama!

I am proud of the successful track record we have had in recruiting business and industry to both the rural parts of Alabama and the larger cities.

Since I’ve been governor more than \$42 billion have been invested in our state, which has created some 78,000 new jobs.

For most of those, we can thank the Alabama Jobs Act. And any good coach knows when you have a play that’s working, the team needs to keep running it.

Today, we have to look ahead and create an economic development strategy for the 2030s.

I assured you we would have a winning game plan here at home, and tonight, I am calling on you to get behind our playbook for economic success, what I am calling The Game Plan.

We will ensure stability and growth by renewing and improving the Alabama Jobs Act and the Growing Alabama Act.

We will create a promising future by investing in large, shovel-ready sites and take steps to accelerate their development.

We will spur innovation by stimulating the creation of high-tech jobs, sparking growth in rural areas and supporting entrepreneurs and small businesses.

And lastly, we will build confidence by increasing transparency in our incentives program.

Y’all, Alabama is working. Let’s keep it that way! I call on you to join me in ensuring that we keep winning by implementing The Game Plan through its passage in the Legislature, and I urge you to make this an early priority!

It is also important we be a state that supports our working moms and dads.

In a post-Roe world, I am proud Alabama has one of the strongest pro-life laws in America to protect our unborn babies. However, our work is not done. We must also support parents, whether they are looking to adopt or need childcare so they can put in a hard day's work to provide for themselves and their children.

We must ensure our children have the opportunity to receive a quality education. Improving our children's educational outcomes is my top priority and will continue to be over the next four years.

The first policy initiative of my first term was what I call Strong Start, Strong Finish. Our groundwork positioned our youngest learners to receive a sturdy foundation, ensuring their strong finish when they entered the workforce.

I am confident in the direction we are taking to improve our children's education. We have aligned our standards and assessments. We have seen stability in leadership. And we are experiencing a hunger from all areas of our state to produce better results for our students. That's why I believe we will make tremendous improvements in the area of education so Alabama ranks among the top thirty states in reading and math by the end of my term as governor.

We have seen tangible results in the students who have received instruction in our First Class Pre-K program. That is why I have instructed the Department of Early Childhood Education to prioritize funding classrooms in the most challenged areas of our state. No matter the zip code, a child should be able to get a strong start in their educational journey.

It's also past time we require our students to complete kindergarten. I call on you to adopt legislation to ensure our students are ready for the first grade. Our first grade teachers should be preparing those students for the second grade, not simply catching them up to be on a first-grade level.

Last year, I presented a challenge to our schools, communities, citizens and leaders to band together to pledge we will no longer accept the existence of failing elementary schools in our state.

No longer are we letting family income or any other barriers define a child's ability to obtain the quality education they so deserve. Instead, we are tackling these critical issues head-on by taking an individualized approach, examining and acknowledging the specific needs of each school and providing crucial resources to our disadvantaged school systems. I am proposing we continue funding this strategic vision to find new, personalized ways to solve old problems, ensuring every Alabama school is a successful one.

Through the Numeracy and Alabama Literacy Acts, we are putting a renewed emphasis on the fundamentals of education: Reading and math. The full implementation of these will be key to our students' success.

In my budget proposal, I am including increased funding for more reading and math coaches so we can ensure every child in every school has the ability to be proficient in these two essential areas.

We are also continuing and strategically funding after school programs.

We are doubling our funding for computer science education in Alabama.

We are working to increase our labor force participation rate by eliminating any and all barriers to enter the workforce. Today, there are needs in industries across the board, one of those being teachers.

My goal is to have the starting salary for all Alabama teachers to be the highest in the Southeast by the end of my term.

To that end, I am proud to announce tonight that I am proposing a two percent pay raise for our teachers.

I want Alabama to be aggressively working to recruit, retain and prepare the teacher of tomorrow.

As I laid out my vision for these next four years during my inaugural address, I chose to speak on the need to improve school choice in Alabama. In fact, I was probably the only Alabama governor to ever do so in an inaugural address.

It's important we continue to have meaningful discussions on school choice. That must begin with improving the school choice we already have: Our charter school options and the Alabama Accountability Act.

I am proposing we provide startup funds for Charter Schools and make needed reforms to the governance of the Charter School Commission in order to create better accountability.

These actions will allow more charter schools to form and to ensure high quality education and ultimately... create more choices for parents!

Alabama also continues to support destination magnet schools including the Alabama School of Cyber Technology and Engineering, the Alabama School of Fine Arts and the Alabama School of Math and Science. All are excellent options, and they are most certainly a part of what school choice means in Alabama.

In order for Alabama to be innovative tomorrow, we must be innovative in how we teach our students to learn today. It's schools like these that immerse them into subject areas like computer science or writing or even ballet.

I announced the creation of the Alabama School of Cyber Technology and Engineering during my first state of the state address in 2018.

Now, tonight, I am proposing we establish the Alabama School of Healthcare Sciences to address the growing healthcare worker shortage we are predicted to experience in the coming years.

This new healthcare high school, to be located in Demopolis, will offer an innovative curriculum for 9th through 12th graders, exposing them to a diversity of STEM and healthcare opportunities, as well as hands-on clinical training experiences.

Y'all, when these students receive their diplomas, they will be ready to fill a broad spectrum of healthcare jobs or pursue a higher education.

I am a firm believer in getting our students in real life experiences. In this modern economy, I also highly value STEM education. And learning must not stop at the classroom door.

Coach Saban has said before that while there are many trophies and championships in the game of football, the most life-changing achievement is getting an education. I could not agree more, Coach.

The Saban Center – a partnership between the Saban family and the city of Tuscaloosa – will be an interactive and immersive STEM experience for young people from all over Alabama.

And it won't just be limited to STEM, it will help students become even more well-rounded, exposing them to the arts and very appropriately – sports sciences.

This evening, I am very proud to add the state to the team of partners making the Saban Center a reality. I believe this will be a learning center for many Alabamians for generations to come – and to that I'll say... Roll Tide!

This evening, I am thrilled to be joined by Terry Saban. Terry and Coach Saban are incredible partners to our state, and I am very proud to join you on this venture.

Miss Terry, we're all honored to have you here. Would you please stand and be recognized?

And while education is number one, nothing is more important than the safety of our children.

Since 2018, we have invested over \$126 million in school safety and security. We must continue to do that in this Legislative Session.

Ensuring safety in our schools also means caring for the mental health of our young people. We are making tremendous strides to put a focus on mental health care in Alabama through our investments and our actions.

Unfortunately, we have to worry about the safety of our children in so many more ways today, including by dangerous and lethal drugs like Fentanyl.

That is why I am instructing ALEA to make combatting this drug the top priority of our Alabama Drug Task Force. Tonight, I am also urging you, our legislators, to pass House Bill One so I can sign it into law as soon as possible. By doing this, we will put any traffickers of this deadly drug behind bars – and keep them there.

While I cannot control what steps are being taken – or maybe better said...not being taken – at our Southern Border, I can do everything in my power to stop this drug from being a killer in Alabama.

Here in our state, we have and we will always back the blue, and that means standing behind the men and women who serve Alabama as Corrections officers. That is a tough – and too often thankless calling, not just a job, and we must continue to make increasing their salaries and benefits a priority.

Here in Alabama, we also proudly support the men and women who serve in our nation's military. Let's, all of us in this room, continue working to make Alabama the most military friendly state in the nation and find ways to support our service men and women deployed abroad or here at home.

Alabama is blessed with an abundance of outdoor recreation opportunities...from our scenic mountains and lakes, to our lowland forests teeming with wildlife, to our sandy beaches and Gulf seafood.

Each year, thousands of tourists travel long distances to share in our quality of life.

But that's not all. Alabama's beauty and opportunity are a natural advantage in recruiting and retaining new generations of highly skilled workers seeking the best balance of life for their families.



They are discovering there is no place like Sweet Home Alabama!

There is great possibility in the future of our state.

As we look ahead to a future filled with rich opportunity and great possibility, I pledge that we will build on our roots by focusing on getting the hard work done today, while never forgetting that our work now matters most to our future generations.

Since inauguration, we've hit the ground running. We are working hard to improve life for our Alabama families.

I'll say it again: We will have a busy, productive and full four years in front of us. Let's work together, and let's go to work!

The people of Alabama deserve our very best. Future generations of Alabamians deserve our hardest work today.

This is our opportunity. So, let's not waste a moment.

May God continue to bless each of you and the great state of Alabama.



### Awards

Government Finance Officers Association of the United States and Canada (GFOA) presented a State Budget Award to the State of Alabama, for its annual budget for the fiscal year beginning October 1, 2022. In order to receive this award, a governmental unit must publish a budget document that meets program criteria as a policy document, as a financial plan, as an operations guide, and as a communications device.

This award is valid for a period of one year only. We believe our current budget continues to conform to program requirements, and we are submitting it to GFOA to determine its eligibility for another award.

### Acknowledgements

Production of this document would not have been possible without the assistance of the several divisions within the State of Alabama Department of Finance and Office of the Governor. I also want to extend my gratitude to the Finance Director for his efforts in continuing to produce this quality document. The entire staff of the Executive Budget Office has been instrumental in administering the responsibilities of the Budget Management Act, which is crucial to the production of this budget summary document. In this document you will find the revenues, expenses, supplemental information for major funds, General Fund and Education Trust Fund, agency specific funding information, and proposed Fiscal Year 2024 Governor's Recommended Budget. Our office takes pride in presenting this document in an accurate and responsible manner.

Respectfully submitted,



Doryan H. Carlton  
State Budget Officer





GOVERNMENT FINANCE OFFICERS ASSOCIATION

*Distinguished  
Budget Presentation  
Award*

PRESENTED TO

**State of Alabama  
Alabama**

For the Fiscal Year Beginning

**October 01, 2022**

*Christopher P. Morill*

Executive Director



# TABLE OF CONTENTS

## General Information

---

Organization Chart, State of Alabama .....	A-1
Principal State Officials, State of Alabama .....	A-2
Personnel by Department - FY 2022 .....	A-3
State Budget Office Staff .....	A-5

## Budgeting Overview

---

Executive Budget Process .....	B-1
Legislative Process .....	B-3
Amending the Budget .....	B-4
Financial Policies .....	B-6
Long-Range Financial Plans .....	B-13
Operating Funds .....	B-21
Revenues .....	B-22
Economic Outlook .....	B-29

## Fiscal Data

---

Debt Summary .....	C-1
Bonded Indebtedness .....	C-9
State General Fund Summary .....	C-10
State General Fund – Net Receipts .....	C-11
State General Fund and Earmarked Funds Budget Summary .....	C-12
Education Trust Fund Summary .....	C-19
Education Trust Fund – Net Receipts .....	C-20
Education Trust Fund and Earmarked Funds Budget Summary .....	C-21
Special Mental Health Trust Fund Summary .....	C-24
Tobacco Settlement Funds .....	C-25

## Executive Budget Summaries

---

Legislative .....	1
Judicial .....	11
Executive .....	23
Universities .....	287
Private and State Related Schools .....	371
Non-State Agencies .....	383

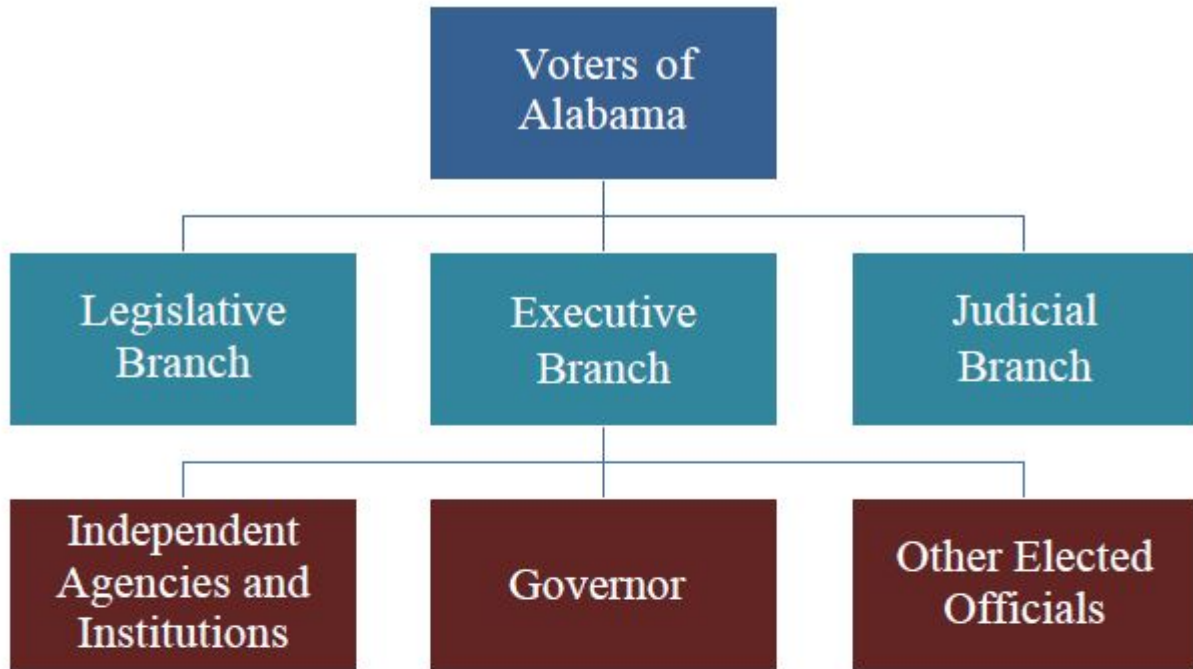
## Index

---





**STATE OF ALABAMA  
ORGANIZATION CHART  
FY 2023**



- Archives and History
- Commission on Higher Education
- Education
- Ethics Commission
- Forensic Sciences
- Forestry Commission
- Geological Survey
- Higher Education Institutions
- Oil and Gas Board
- Office of Prosecution Services
- Personnel Department
- Postsecondary Education
- Public Health
- Public Library Services
- Retirement Systems of Alabama
- Securities Commission
- Veterans Affairs
- Youth Services
- Other Boards & Commissions

- Alcoholic Beverage Control Board
- Commerce
- Conservation and Natural Resources
- Corrections
- Early Childhood Education
- Economic and Community Affairs
- Emergency Management
- Finance
- Human Resources
- Insurance
- Labor
- Law Enforcement Agency
- Medicaid
- Mental Health
- Military
- Pardons and Paroles
- Revenue
- Senior Services
- State Port Authority
- Tourism and Travel
- Transportation

- Lieutenant Governor
- Secretary of State
- Attorney General
- State Treasurer
- State Auditor
- State Board of Education
- Agriculture & Industries Commissioner
- Public Service Commission

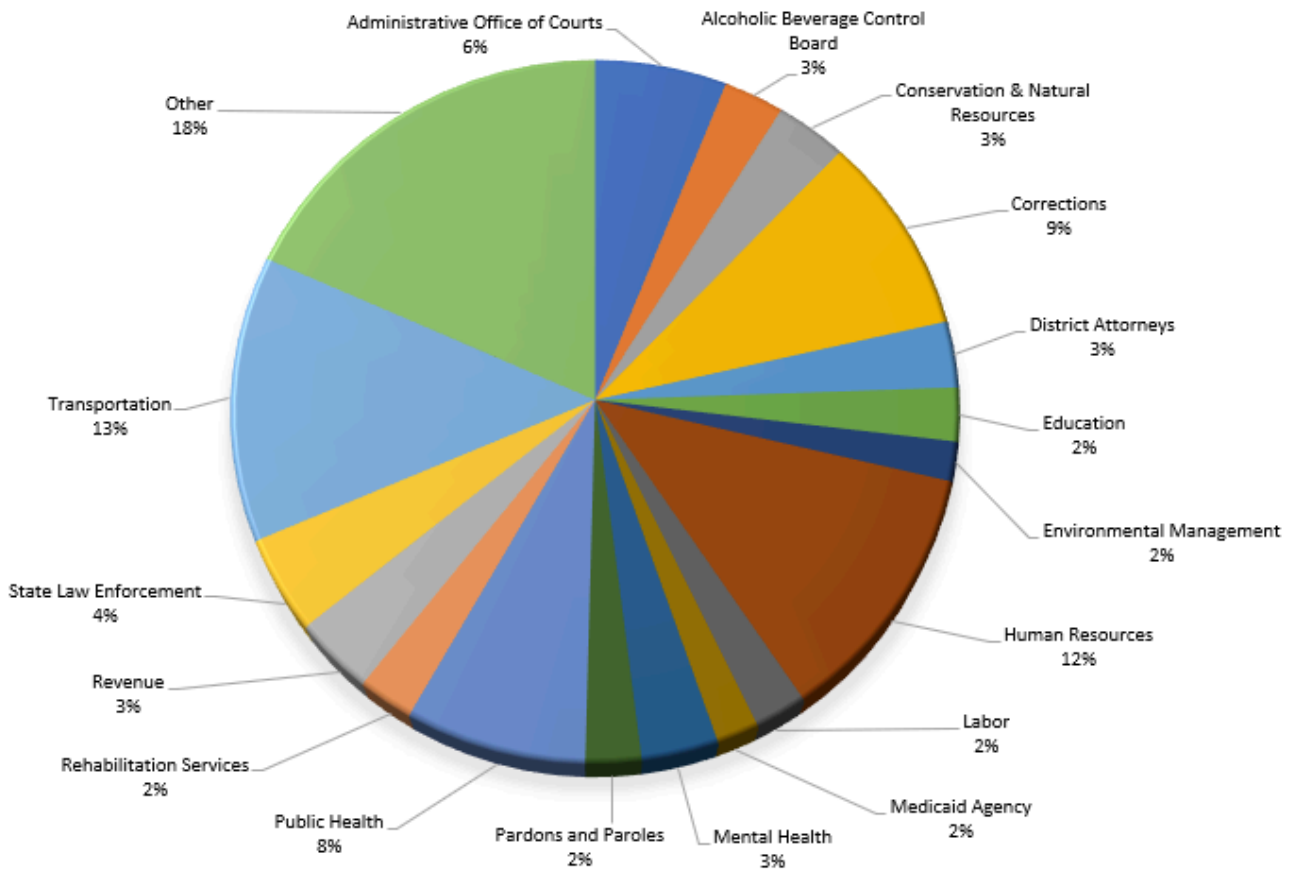
**STATE OF ALABAMA  
PRINCIPAL STATE OFFICIALS  
FY 2023**

<b>EXECUTIVE BRANCH</b>	<b>JUDICIAL BRANCH</b>	<b>LEGISLATIVE BRANCH</b>
Kay Ivey <b>Governor</b>	Tom Parker <b>Chief Justice of the Supreme Court</b>	Greg Reed <b>Senate President, <u>Pro Tempore</u></b>
Will Ainsworth <b>Lt. Governor</b>	<b>Justices of the Supreme Court</b> Michael F. Bolin Greg Shaw Alisa Kelli Wise Tommy Bryan William B. Sellers Brady E. <u>Mendheim, Jr.</u> Sarah H. Stewart Jay Mitchell	Nathaniel Ledbetter <b>Speaker of the House</b>
Young Boozer <b>State Treasurer</b>		Rachel Riddle <b>Examiners of Public Accounts</b>
Wes Allen <b>Secretary of State</b>		<u>Othni J. Lathram</u> <b>Legislative Services Agency</b>
Rick Pate <b>Commissioner of Agriculture and Industries</b>		
Steve Marshall <b>Attorney General</b>		
Andrew Sorrell <b>State Auditor</b>		

**EXECUTIVE BRANCH DEPARTMENTS**

Bill Poole <b>Department of Finance</b>	Cam Ward <b>Board of Pardons and Paroles</b>	John Q. Hamm <b>Department of Corrections</b>
Curtis Stewart <b>ABC Board</b>	Kenneth W. Boswell <b>ADECA</b>	Jeff Smitherman <b>Emergency Management Agency</b>
Greg Canfield <b>Department of Commerce</b>	Major General Sheryl Gordon <b>State Military Department</b>	John R. Cooper <b>Department of Transportation</b>
Jean Brown <b>Department of Senior Services</b>	Nancy Buckner <b>Department of Human Resources</b>	Marty Redden <b>Office of Information Technology</b>
Mike Hill <b>State Banking Department</b>	Fitzgerald Washington <b>Department of Labor</b>	Stephanie Azar <b>Alabama Medicaid Agency</b>
Christopher M. Blankenship <b>Department of Conservation and Natural Resources</b>	Kim Boswell <b>Department of Mental Health</b>	Vernon Barnett <b>Department of Revenue</b>
John C. Driscoll <b>Alabama State Port Authority</b>	Lee Sentell <b>Department of Tourism and Travel</b>	Mark Fowler <b>Department of Insurance</b>
	Hal Taylor <b>Alabama Law Enforcement Agency</b>	Dr. Barbara Cooper <b>Department of Early Childhood Education</b>

## FY 2022 PERSONNEL BY DEPARTMENT



Departments	FY 2022 Actual	%
Administrative Office of Courts	1,951	6.06%
Alcoholic Beverage Control Board	895	2.78%
Conservation & Natural Resources	1,061	3.29%
Corrections	2,982	9.26%
District Attorneys	982	3.05%
Education	793	2.46%
Environmental Management	583	1.81%
Human Resources	3,823	11.87%
Labor	733	2.28%
Medicaid Agency	591	1.83%
Mental Health	1,074	3.33%
Pardons and Paroles	776	2.41%
Public Health	2,522	7.83%
Rehabilitation Services	776	2.41%
Revenue	1,127	3.50%
State Law Enforcement	1,412	4.38%
Transportation	4,230	13.13%
Other	5,907	18.33%
<b>Grand Total</b>	<b>32,218</b>	<b>100.00%</b>

### Discussion of Personnel Graph

The graph above displays all branches of state government departments having at least 500 employees at the end of FY 2022. Departments with less than 500 employees are included within the "Other" category (does not include colleges and universities).



## STATE BUDGET OFFICE STAFF

**Doryan Carlton**

State Budget Officer

**Laneita Littleton**

Policy Advisor

**Lucretia Stephenson**

Office Manager

**Hunter Meriwether**

Budget Analyst Manager

**Beth Ray**

Budget Analyst Supervisor

**Justin Taylor**

Senior Budget Analyst

**JD Grimes**

Senior Accountant

**Corbin Householder**

Staff Budget Analyst

**Jeremy Lucas**

Staff Budget Analyst

**Casey Chancey**

Budget Analyst

**Dominic Saxton**

Budget Analyst

**Alyssa Isenhour**

Account Clerk

**Zac Hahn**

State Professional Trainee

**Marshall Sanders**

Performance Budgeting Support

**Kelina Daniels**

State Intern



# BUDGETING OVERVIEW





# EXECUTIVE BUDGET PROCESS

## Executive Budget Process

The Executive Budget Office (EBO) of the Finance Department is responsible for preparing the initial information concerning the State's budget and its execution, revenue estimates, review of appropriation acts, and fiscal analysis. The EBO also assists the Director of Finance and the Governor in duties relating to the formulation of the budget; correlating and revising the estimates of revenues and requests for appropriations of all budgeted agencies; and investigating, supervising, and coordinating the expenditures and other fiscal operations of such agencies.

Budget formulation begins with budget requests submitted to both the EBO and the Fiscal Division of the Legislative Services Agency on or before November 1 (§ 41-4-84, *Code of Alabama 1975*). Budget requests are prepared by the administrative head of each budgeted agency and institution based on guidelines provided by the EBO and include estimated expenditures for the next fiscal year. Expenditure requirements must be classified by programs, program elements or reporting units, and major objects of expenditure in accordance with a standard plan of classification. Requested changes in programmatic expenditures from the prior fiscal year must be explained and proposed capital expenditures must be described and justified. Personnel information and a detailed statement showing actual agency revenue for the preceding year, budgeted revenue for the current year, and estimated revenue for the next fiscal year must also be submitted by each agency.

The EBO must compile and submit to the Governor (or Governor-elect), not later than November 20th, a summary of the program and financial information prepared by the state agencies and institutions. During the process, EBO prepares revenue estimates with the advice of an economist, as well as input from the State Treasurer, the Department of Revenue, and other agencies responsible for the collection of the revenues. The total estimated available revenue in both the State General Fund and the Education Trust Fund must be certified to the Legislature prior to the third legislative day of each Regular Session as required by Amendment 803 to the Constitution of Alabama 1901.

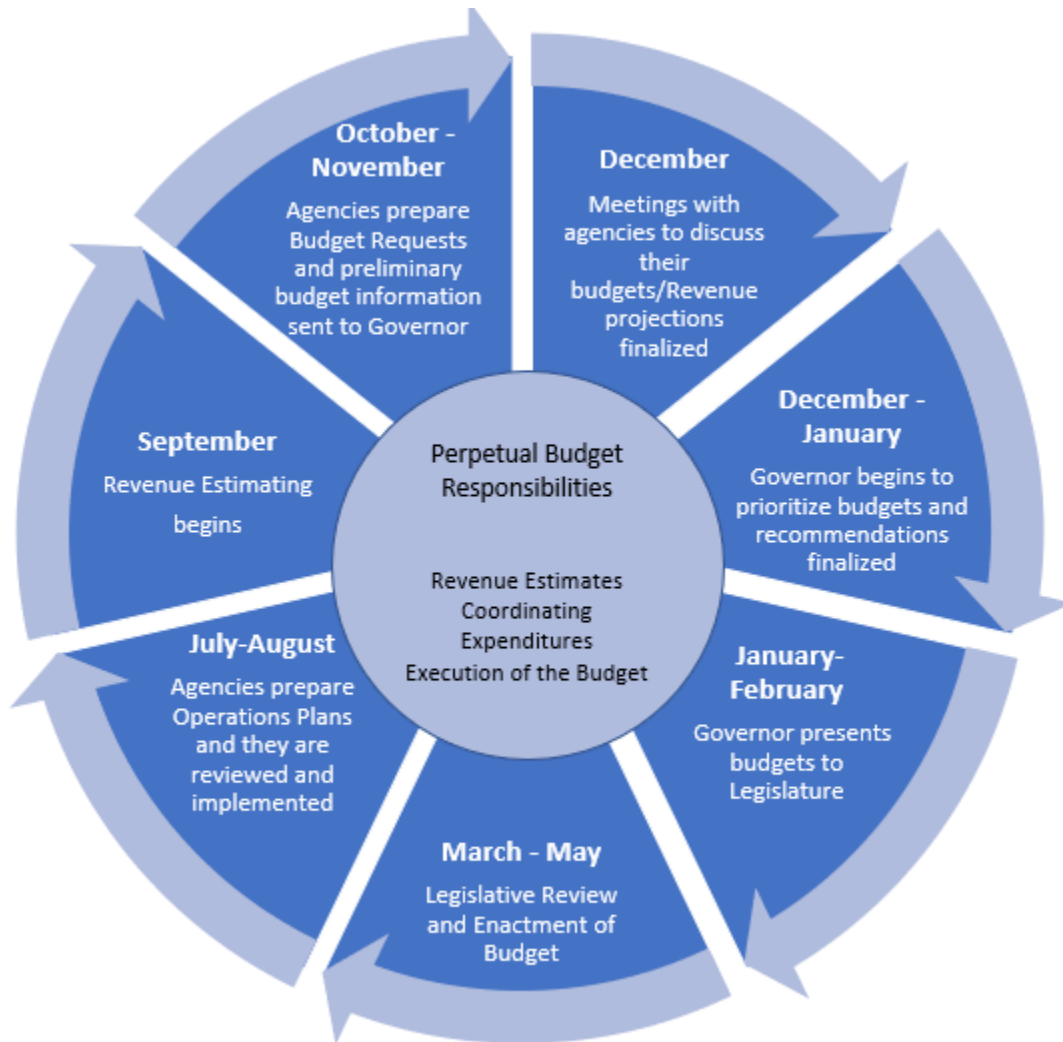
Executive budget hearings are conducted to allow agency heads the opportunity to discuss their budget requests and answer any questions the Governor and/or Finance Director may have. When the Governor begins the task of formulating the proposed budget, consideration is given to the estimates of revenue, the estimates of expenditure requirements submitted by the agencies, the tentative budget recommendations prepared by the EBO, and the testimony elicited at the budget hearings. However, the final budget proposal represents the Governor's judgment and recommendations for meeting the revenue and expenditure needs of state government as well as taking into consideration the needs of the citizens, court orders, and statutory mandates. Ultimately, the Governor is required to submit a balanced budget (§ 41-19-4, *Code of Alabama 1975*) whereas proposed expenditures do not exceed recommended available revenue.

The Governor's Executive Budget is transmitted to the Legislature on or before the second day of the Regular Session and consists of three parts. First, the fiscal data section contains information on the bonded indebtedness, revenue estimates, condition of major state funds, summary of recommended appropriations, organizational charts, and the Governor's State of the State address. Second, the Executive Budget Summaries contain a brief descriptive narrative as well as detailed information related to the actual expenditures, current budget, and requested appropriations for each agency and institution. Detail is provided by standard classifications of expenses, such as personnel costs, operating expenses, grants and benefits, capital outlay, equipment purchases, and transportation costs. Finally, the appropriation bills that include the language to legally enact the budget and any recommended revenue bills, which implements the recommendations made

## EXECUTIVE BUDGET PROCESS

by the Governor. Such appropriation bills indicate the programmatic appropriation to each agency and institution and the source of funds from which each appropriation is to be paid.

### State of Alabama Budget Calendar (Fiscal Year October 1 to September 30)



The above budget calendar represents a typical budget year for the State of Alabama. The start date for the Regular Legislative Session is based on which year it is in the quadrennium. The first year is on the 1st Tuesday in March. The second and third year are on the 1st Tuesday in February. The fourth year is on the 2nd Tuesday in January. (§ 29-1-4, *Code of Alabama 1975*)

## LEGISLATIVE PROCESS

### Legislative Process

After the Executive Budget is received and introduced by the Legislature, it is referred to the House and Senate finance committees for review and alteration. During the review process, the Legislature will hold budget hearings in Joint Committee to hear from agencies regarding their funding needs in the new fiscal year. Once budget hearings are completed, each finance committee will review one of the two budgets: General Fund or Education Trust Fund, along with other accompanying appropriation bills. The House Ways and Means and Senate Finance and Taxation Committees will make changes to the Governor's budget and present it to the Legislature for approval. If the House and Senate cannot agree on the proposed budget, it is then referred to a Conference Committee made up of delegates from the House and Senate. This committee debates any differences, comes to a compromise, and presents the budget once again to the Legislature for approval.

The Legislature must consider the budget recommended by the Governor, including proposed goals and policies, tax rates, revenue changes, and long-range program plans. The Legislature may adopt alternatives from the recommendations made by the Governor, but ultimately must pass a balanced budget, which means that any authorized expenditures shall not exceed estimated revenues. (§ 41-19-9, *Code of Alabama 1975*)

The budget must be passed by a majority of the members present in each legislative body and presented to the Governor for approval. If the Governor disapproves of the changes made to the budget, he or she may veto it and return it to the house of origin. Alabama is a state in which the Governor has the power to accept or reject any item of an appropriation bill without vetoing the entire bill. In this event only, the vetoed item of the appropriation bill is returned to the house of origin for reconsideration by the Legislature. The remainder of the bill becomes law.

The items vetoed by the Governor may be overruled by the Legislature with a majority vote of each house. If the Governor fails to return a bill to the house in which it originated within six days after it was presented to him or her (except for Sundays), it becomes law without his or her signature unless recess prevented the return. The bills that reach the Governor less than five days before the end of the session may be approved by him or her within ten days after adjournment. Any bills not approved within that time do not become law. This is known as a "pocket veto" which is the most conclusive form of veto for the Legislature which, having adjourned for the session, has no chance to reconsider the vetoed measure.

Once passed by the Legislature, the budget becomes an act and appropriates spending authority to the agencies listed in the act to operate state government for the next fiscal year.

## AMENDING THE BUDGET

### Supplemental Appropriation

The current year's appropriation bill which passed in the prior year's Regular Session can be amended by the Legislature in the current year through a supplemental appropriation bill. Supplemental appropriation bills are for a single purpose and provide the source of revenue necessary to pay the appropriation. A supplemental appropriation bill can increase/decrease a current appropriation, create a new appropriation, or amend the current appropriation bill by correcting or changing language in the bill regarding a specific expenditure.

### Appropriation Transfers/Changes

Appropriation transfers or changes between objects of expenditures within a program may be made only by the Director of Finance. Appropriation transfers or changes between programs within an agency or department may be made only by the Governor and shall be reported to the legislature quarterly. No transfers can be made between agencies or departments except for interagency agreements executed for purposes of accomplishing objectives for which the funds involved were appropriated. (§ 41-19-10, *Code of Alabama 1975*)

### Appropriation Bill Language

The appropriation bill contains language to allow for the following:

- Any amounts from appropriations unexpended at fiscal year-end shall be reappropriated to the various state agencies.
- The Governor is authorized to appropriate additional funds to any state agency when the original appropriation is insufficient to pay salaries in that agency.
- The Director of Finance has the authority to pay claims that a federal court has ordered upon certification by the Attorney General.
- State agencies are required to make quarterly transfers from their appropriated amounts to the State Personnel Department for professional services provided.
- Any amounts appropriated to state agencies include the amounts necessary to pay for employee health care.
- The Director of Finance shall notify the Chair of the House and Senate Finance Committees and the Legislative Fiscal Officer of any interagency transfers.

### Emergency Appropriations

The § 41-4-94, *Code of Alabama 1975* requires the budget appropriation bill contain a specific amount as an emergency appropriation. The appropriation shall be expended solely for the purpose of addressing a financial emergency within a state department, board, commission, bureau, office, or agency. The appropriation shall not exceed 2% of the total amount appropriated in the appropriation bill. The allotment of emergency appropriations shall be as follows:

- Any agency of the state shall submit a request in writing to the Director of Finance providing justification for the request.
- The Director of Finance has the authority to modify the amount requested by the agency.
- If approved for emergency funding, the Director of Finance directs the Executive Budget Office to release the funds after providing a 10-day notice to the Chairs of the Senate Finance and Taxation-General Fund Committee, the Chair of the House Ways and Means-General Fund Committee, and the Legislative Fiscal Officer of the pending transfer.

## **AMENDING THE BUDGET**

### **Federal Funds**

In the appropriation bill passed by the Legislature, it is noted that all federal funds received by a state agency shall be appropriated to that agency. If the legislature is not in session during the time that the federal funds are received, the agency must submit a budget revision to the Executive Budget Office increasing the agency's spending authority for the amount of funds received. The revision must be approved by both the Director of Finance and the Governor for the agency to increase its spending authority.

## **FINANCIAL POLICIES**

### **Financial Policies**

Once the Legislature has passed the various appropriation bills and they become law, the financial controls of the budget process are set into motion.

### **Budgetary Controls**

Budgetary control is exercised through the Executive Budget Office of the Department of Finance based on the appropriation acts of the Alabama Legislature. The annual appropriation acts for Alabama include legally adopted budgets for the General Fund, Education Trust Fund, and other budgeted funds. The appropriation acts identify the source of funding as well as programmatic areas for which expenditures are authorized.

Alabama's constitution and other state statutes require a balanced budget for annual financial operations. A balanced budget occurs in financial planning or the budgeting process when total expected revenues are equal to or greater than total planned spending. A budget can be considered balanced after a full year's worth of revenues and expenses have been incurred and recorded. If revenue collections do not meet budget projections, the Governor is required to prorate the appropriations and restrict allotments to prevent an overdraft in any fiscal year for which the appropriations are made.

Allotments of appropriations are made quarterly based on plans of operations submitted by the departments and agencies. These appropriations and allotments are enforced by automated edits that prevent allotments in excess of appropriations and expenditures in excess of allotments. Encumbrance accounting is used for purchase orders that are issued to ensure purchase orders plus expenditures do not exceed allotment balances. Controls are further tightened at fiscal year-end by verifying the total of purchase orders plus expenditures and any obligations (accounts payable) incurred against fiscal year appropriations, do not exceed allotments and the remaining allotments do not exceed cash in the State Treasury.

### **Financial Controls**

An appropriation for a department, agency, or program of the State is initially contained in one of the appropriation bills enacted by the Legislature. Before any money can be disbursed pursuant to an appropriation, the department, board, bureau, commission, agency, office, or institution of the State for which the appropriation was made must submit a requisition to the Finance Department for an allotment of the amount estimated that is necessary to take on work during the period for which the allotment is to be made. Allotments are made for a certain length of time as deemed appropriate and convenient by the Department of Finance, with the approval of the Governor. No allotment shall, in any event, be for a period of longer than three months. The Department of Finance must examine each such requisition and, with the approval of the Governor, make such allotment or modification as necessary.

The State Comptroller is required to establish all allotments on the books and is prohibited from paying an agency any amount more than the allotted amount. The Department of Finance, with the approval of the Governor, may subsequently modify any allotment either upon the written request of the head of the agency concerned, Finance Director, or the Governor. After the Comptroller has recorded an allotment, the money represented may be expended or encumbered upon request of the head of the agency for which such funds have been appropriated.

State money, which has been appropriated and allotted, is subject to disbursement by the State Treasurer. Each warrant presented to the State Treasurer by the Comptroller must specify the appropriations against

## FINANCIAL POLICIES

which it is drawn, or the Treasurer will not pay the warrant. The Comptroller is responsible for keeping an account in connection with each appropriation and allotment. No warrant may be issued by the Comptroller or paid by the State Treasurer more than the available balance of the applicable account or funds on hand in the State Treasury. The State Treasurer is required to honor all warrants properly drawn by the Comptroller.

It is unlawful for any agency official to expend any appropriation for any purpose other than that for which the money was originally appropriated, budgeted, and allotted. If the Governor ascertains that funds are being spent unlawfully, the Governor has the power to suspend all appropriations and allotments to such agency or institution until such amounts diverted or wrongfully expended have been replaced. (§ 41-4-95, *Code of Alabama 1975*)

Under the Alabama Constitution, if at the end of any fiscal year, the money in the State Treasury is not sufficient for the payment of all proper claims presented to the Comptroller, then as of the end of the fiscal year, the Comptroller is required to issue warrants only for that proportion of each such claim equal to the percentage of the amount of such claim relative to the total of all claims. The courts of Alabama have interpreted this provision to require the annual financial operations of the State to be on a balanced budget and to prevent any department of the State from creating any State debt.

### Basis of Budgeting and Basis of Accounting for Financial Statements

The financial statements for the State of Alabama are reported in conformity with generally accepted accounting principles (GAAP) unless otherwise noted on the face of the statement or in the Notes to the Financial Statements. GAAP basis reporting differs considerably in some ways from the cash basis of accounting under which the State budgets and operates.

Under GAAP, the government-wide statements are reported using the economic resources measurement focus and the accrual basis of accounting, as are the proprietary and fiduciary fund financial statements. Agency funds, however, do not have a measurement focus. Revenues are recognized and recorded when earned and expenses are recorded when a liability is incurred for exchange and exchange-like transactions, regardless of the timing of cash flows.

Government fund financial statements are reported using the current financial resources measurement focus and the modified accrual basis of accounting. Under this focus, only current assets, deferred outflows of resources, current liabilities, and deferred inflows of resources are included on the balance sheet.

### Auditing Policies

The financial statements for the State of Alabama are audited by the Department of Examiners of Public Accounts. The § 41-5A-1 through 41-5A-24, *Code of Alabama 1975* created the Department, which is charged with auditing the books, accounts, and records of all state and county offices, officers, bureaus, boards, commissions, corporations, departments, and agencies and to report on expenditures, contracts, or other audit findings to be violation of law. The Department has the authority to make audits of the accounts of all entities receiving or disbursing public funds. The majority of audit work performed by the Department consists of traditional financial and compliance audits, including Federal compliance. These audits focus on two areas: reliability and accuracy of financial statements; and compliance with laws, ordinances, regulations, and other requirements.

## FINANCIAL POLICIES

### Cash Management

The Office of the State Treasurer, created by § 36-17-91 *Code of Alabama 1975*, is the bank of state government. The general duties of the Treasurer are to receive all money due to the state, deposit them in the proper accounts, and ensure funds are available to pay for expenses incurred by the State.

The State Treasurer has the responsibility for the investment of cash balances. In accordance with statutory requirements, treasury cash may be invested in Alabama bank deposits, repurchase agreements, U.S. Treasury securities, and agency securities.

The State Treasurer has placed considerable emphasis on cash management. In cooperation with state agencies, the receiving of funds into the State Treasury is expedited, with all excess funds earning interest. Investment earnings are deposited in the General Fund and are to be appropriated by the State Legislature for government operations. In addition to the management of the investment of these funds, the State Treasurer initiates investments for several state agencies, with the investment earnings being credited to those agencies.

### Risk Management

The State manages risk through risk control and risk financing to minimize the adverse effects of certain types of losses. Risk financing includes self-insurance through three different funds:

#### *State Insurance Fund*

The State Insurance Fund (SIF) was established in 1923 by § 41-15-1 *Code of Alabama 1975* for the purpose of insuring direct physical loss on buildings and contents in which title in whole or in part is vested in the State of Alabama. All covered property shall be insured for no more than its replacement cost and shall be insured for no less than 80 percent of its actual cash value.

#### *General Liability Trust Fund*

The General Liability Trust Fund was established in 1984 to protect state employees from personal financial liability resulting from lawsuits that are based on negligence while acting within the line and scope of state employment. Claims are investigated and defended through the Office of the Attorney General. Auto liability is fully reinsured and American Southern Insurance Company, a re-insurer, handles all claims.

#### *State Employee Injury Compensation Trust Fund*

The State Employee Injury Compensation Trust Fund (SEICTF) was created by the Legislature on October 1, 1994, with the purpose of providing benefits to eligible state employees for job-incurred injury. Benefits under SEICTF are administered by the Risk Management division of the Department of Finance in accordance with the Alabama Administrative Code that includes all reasonable medical expense arising from a job-incurred injury, lost wages, and benefits to dependents of employees who are fatally injured on the job.

### Inventory Management

The § 36-16-1 through 36-16-11, *Code of Alabama 1975* states that the State Auditor is responsible for the accounting of state personal property costing \$500 or more except for those items of personal property deemed important or sensitive enough by the Property Inventory Control Division to be included in the inventory of state property. The State Auditor is responsible and accountable for all state personal property



## FINANCIAL POLICIES

through a central control and by coordinating with each department's appointed property manager who is responsible for the department's non-consumable personal property. The office is charged to perform an audit of the equipment in each state agency every two years.

### Compensated Absences

Employees in permanent positions accrue annual leave at a rate of four hours and twenty minutes to nine hours and forty-five minutes semi-monthly dependent upon length of service. Upon separation from service, an eligible employee is paid for the actual number of annual leave days he or she has earned, up to a maximum of sixty days, with the amount being computed on the basis of his or her daily pay rate at time of separation multiplied by the number of days leave due.

Sick leave is accrued at a rate of four hours and twenty minutes semi-monthly. Employees may accumulate up to a maximum of 150 days sick leave. Employees may be compensated for one-half of the maximum accrued sick leave only upon retirement from state service. Tier I employees must have twenty-five years of service OR be at least sixty years old and have at least ten years of service to be eligible for retirement. Tier 2 employees must be at least sixty-two years old AND have at least ten years of service to be eligible for retirement. Tier 1 State Troopers must have twenty-five years of service OR be at least fifty-two years old and have at least ten years of service to be eligible for retirement. Tier 2 State Troopers must be at least fifty-six years old AND have at least 10 years of service to be eligible for retirement. If a state employee in the classified service dies while in active service to the State, the estate of the deceased employee receives a payment of fifty percent of the accrued and unused sick leave, not exceeding 600 hours, which the employee was credited with at the time of his or her death.

### Capital Expenditures

Alabama does not have a separate capital budget. Capital appropriations are included in the annual appropriation process. Annual budget requests include request for capital appropriations and/or appropriations for maintenance on completed projects.

Capital Expenditures are defined as renovations, repairs, major maintenance, new construction, land purchases and equipment with an anticipated life exceeding one year.

Funding sources for capital expenditures may include state, federal, local funds, and bond proceeds.

### Quarterly Performance Reports

Each State agency is required, by the § 41-19-11, *Code of Alabama 1975*, to submit a performance report to the Executive Budget Office on or before November 1 for the preceding fiscal year. The Executive Budget Office summarizes the performance [reports](#) and makes these reports available on its website after each quarterly submittal as well as a final annual report. These reports include the following information:

1. The work accomplished and the services provided in the preceding fiscal year or any other meaningful work period.
2. The relationship of accomplishments and services to the policy decisions and budget determinations of the Governor and the Legislature.
3. The costs of accomplishing work and providing services, to the extent feasible, citing meaningful measures of program effectiveness and costs.

## FINANCIAL POLICIES

4. The administrative improvement made in the preceding year, potential improvements in future years, and suggested changes in legislation or administrative procedures to make further improvements.

### Evidence-Based Budgeting Process

In the 2019 Legislative Session, Act 2019-517 was passed and created the Alabama Commission on the Evaluation of Services. This Commission was created for the purpose of advising the Legislature and the Governor regarding the evaluation of services, which may include evidence-based policy-making, within the state.

### Joint Task Force on Budget Reform

In September 2016, the Legislature passed a joint resolution creating the Joint Task Force on Budget Reform (JTF). The task force is composed of 7 members from the House and 7 members from the Senate. This task force was established to examine the structure and design of the state budgeting process and make recommendations for long-term budget and tax system reforms. The task force evaluated and recommended changes to state budgeting practices including, but not limited to the following five categories:

1. Budget Process – How the overall budget process can improve
2. Agency Reviews – Recommendations to improve transparency and accountability of state agencies
3. Earmarking – Solutions to appropriate revenues better based upon needs
4. Tax Credits, Exemptions, and Deductions – Determines necessary steps to ensure that tax preferences are beneficial to the state and its citizens
5. Tax Fairness – Measures to reduce the tax burden on middle and lower-class citizens and improve the fairness of tax policy

The JTF made the following recommendations during the 2018 Regular Session to change current state budgeting practices by:

1. Requiring state entities to be more efficient with state resources and provide for a reserve fund
2. Requiring an ongoing review and evaluation of new and existing tax expenditures, to include but not be limited to, reporting requirements and sunset review
3. Mandating a legislative budget hearing two weeks prior to the beginning of the annual legislative session to ensure that members of the Legislature have access to certain fiscal information submitted by state agencies
4. Requiring the ongoing review and evaluation of earmarked state revenues

### Rolling Reserve Act

The Rolling Reserve Act, which was created by Act 2011-3 and amended by Act 2015-538, establishes the maximum amount that may be appropriated from the Education Trust Fund in any fiscal year. The cap is calculated by taking the sum of total recurring revenues deposited into the ETF in the last completed fiscal year preceding the calculation year and adjusting the amount up or down by: (1) the average annual percentage change in recurring revenues for the 14 highest of the 15 completed fiscal years preceding the date on which the calculation is made; (2) if legislation is enacted that will increase recurring revenues deposited into the ETF, an amount equal to 95% of the fiscal note attached to the legislative act is added to the cap; (3) if legislation is enacted that will decrease recurring revenues deposited into the ETF, the negative impact, based on the enacted fiscal note is subtracted from the cap; (4) any nonrecurring revenue; and (5) the amount required to be appropriated from the ETF to the Prepaid Affordable College Tuition Trust Fund (PACT). The

## **FINANCIAL POLICIES**

Finance Director and the Legislative Fiscal Officer must certify their computation of the cap prior to the 3rd day of each Regular Legislative Session.

The Act further requires that revenues received in excess of the appropriation cap be used first to pay back any outstanding transfers from the Education Trust Fund Rainy Day Account until the account has been repaid in full. Any remaining funds shall be transferred to the ETF Budget Stabilization Fund and the ETF Advancement and Technology Fund.

### **Budget Stabilization Fund**

An amount up to 1% of the previous fiscal year's Education Trust Fund appropriations is transferred from the ending balance of the Education Trust Fund to the Budget Stabilization Fund annually until the Fund reaches 7.5% of the previous year's appropriations from the Education Trust Fund. Funds in the Budget Stabilization Fund are used to: (1) prevent proration in the Education Trust Fund and (2) provide emergency funding for repairs from damages to a public school from a natural disaster in which the Governor declared a state of emergency. (§ 29-9-4, *Code of Alabama 1975*)

### **Advancement and Technology Fund**

After the required transfer into the Budget Stabilization Fund, the remaining ending balance in the Education Trust Fund is transferred to the ETF Advancement and Technology Fund to be appropriated through an independent supplemental appropriation bill. The balance of the Fund must equal or exceed \$10 million in order to be appropriated. These funds are allocated to K-12 entities and higher education institutions and can be used for: (1) repairs or deferred maintenance of public education facilities; (2) classroom instructional support under the Foundation Program; (3) insuring facilities; (4) transportation for K-12 local boards of education; (5) the acquisition and or purchase of education technology and equipment; and (6) school security measures. (§ 29-9-4, *Code of Alabama 1975*)

### **Education Trust Fund Rainy Day Account**

Amendment 803 to the Constitution of Alabama 1901 established the current Education Trust Fund Rainy Day Account within the Alabama Trust Fund through oil and gas capital payments. The maximum amount available for withdrawal equals 6.5% of the ETF appropriations for the prior fiscal year less any amounts previously withdrawn that have not been repaid. The Account's repayment deadline is six years.

### **State General Fund Rainy Day Account**

Amendment 803 to the Constitution of Alabama 1901 created the State General Fund Rainy Day Account as a part of the Alabama Trust Fund. At no time may the amount withdrawn from this Account exceed 10% of General Fund appropriations for the previous fiscal year less any amounts previously withdrawn which have not been repaid. The Legislature must replenish the Account within 10 years after withdrawal.

### **General Fund Budget Reserve Act**

The General Fund Budget Reserve Act, created by Act 2020-115, establishes the General Fund Budget Reserve Fund. Beginning on October 1, 2020 and on October 1 of each fiscal year thereafter, 20% of the ending balance in the General Fund from the previous fiscal year that was unanticipated and unappropriated by the Legislature as a beginning balance in the current fiscal year shall be dedicated to the fund. The Director

## FINANCIAL POLICIES

of Finance shall transfer 20% of this balance by November 15 of each year and shall be made each year when the balance in the General Fund Budget Reserve Fund at the end of a fiscal year is less than \$100 million.

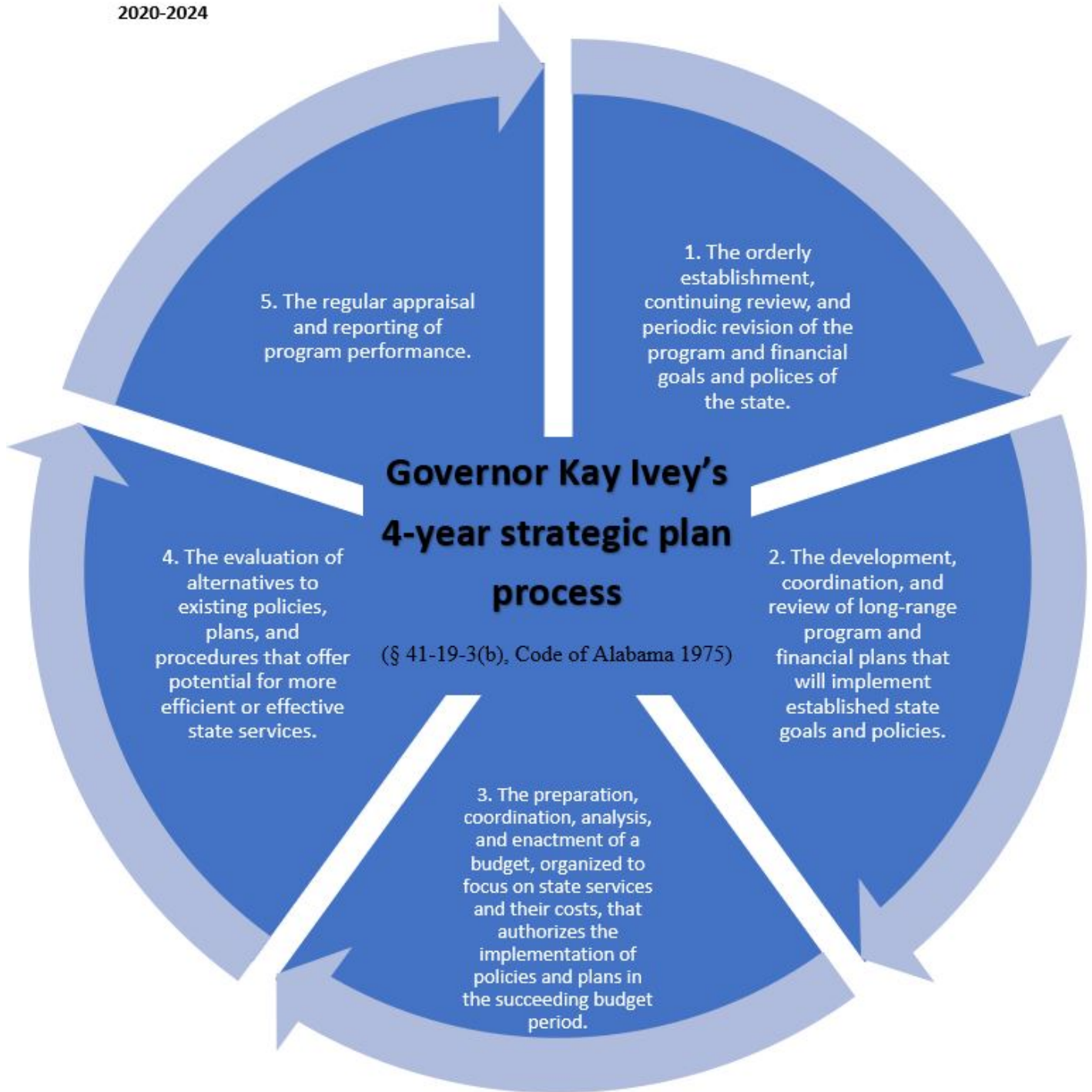
The bill authorizes withdrawals to be made from the General Fund Budget Reserve Fund in the event of proration in the General Fund. The Governor must certify to the State Comptroller and notify the Legislature that proration would occur in the General Fund. Any amount in excess of the amount necessary to avoid proration shall be repaid within 30 days after the end of the fiscal year in which withdrawals are made.

In addition, amounts in the General Fund Budget Reserve Fund may be withdrawn through an independent supplemental appropriation bill enacted with a recorded vote of at least two-thirds of the membership of each legislative chamber to provide funding necessary for any of the following: (1) to offset a reduction in estimated revenues to the General Fund for the current fiscal year; (2) to fund state employee pay raises or bonuses; (3) to provide funding for unanticipated obligations. However, no funds may be appropriated until the balance of the General Fund Budget Reserve Fund at the end of the previous fiscal year equals or exceeds \$50 million.

### Alabama Open Meetings Act

Alabama Open Meetings Act, created by § 36-25A-1, *Code of Alabama 1975*, provides the citizens greater access to state and local government. This law guarantees that Alabama's citizens have open access to agencies, boards, commissions, and other governmental bodies which conduct the people's business. In addition, all votes on matters before a governmental body must be made during the open or public portion of a meeting and voice votes are allowed. No votes can be taken in executive sessions and a governmental body may not vote by secret ballot.

2020-2024



### Governor Kay Ivey's Long-Term Goals and Accomplishments

The Governor is required by law to develop a four-year strategic plan for presentation to the Legislature prior to the first day of the second regular legislative session in each term of office. The plan shall include program, long-range revenue, and expenditure plans for the quadrennium, improvements in the state infrastructure requiring capital outlay, and recommended steps to reduce the cost of operation of state government. (§ 41-19-3(b), **Code of Alabama 1975**). The Governor shall transmit a copy of the plan to each member of the Legislature in electronic format and a copy of the plan shall be posted on the Governor's website.

## **LONG-RANGE FINANCIAL PLANS**

In 2020, Governor Kay Ivey released her strategic goals for the state. These goals included areas in education, healthcare, job creation, and infrastructure. Governor Ivey's administration is committed to being open, honest, and transparent. This has been evident in how she has communicated her goals and how she plans to achieve them. Below is a breakdown of her goals, as well as what she has done to accomplish them.

### **Education**

#### **Strong Start, Strong Finish**

During the 2019 Legislative Session, Governor Ivey's Strong Start, Strong Finish (SSSF) legislative package passed with full bipartisan support. The package consists of three bills. The Alabama Literacy Act (Act 2019-523) supports the first three SSSF benchmarks of pre-k readiness, school readiness, and literacy and numeracy. The Computer Science for Alabama (CS4AL) Act (Act 2019-389) supports the third, fourth, and fifth SSSF benchmarks of literacy and numeracy, college and career exploration, and college and/or career readiness. The Alabama Industry-Recognized and Registered Apprenticeship (AIRRAP) Act (Act 2019-506) support the fourth and fifth SSSF benchmarks of college and career exploration, and college and/or career readiness.

Alabama's First-Class Pre-K program was once again recognized as the nation's highest quality state-funded pre-kindergarten program by the National Institute for Early Education Research (NIEER) for the 15<sup>th</sup> consecutive year in 2021. The FY2022 budget provided for an additional \$24.4 million for the First-Class Pre-K Program, which will increase our service to 44 percent of Alabama's four-year-old children.

#### **Success Plus**

As part of the Success Plus plan, the governor supports the creation of the Alabama College and Career Exploration Tool (ACCET), which is designed to serve as a one-stop digital dashboard that will allow Alabamians to compare all college and career options before choosing a career pathway. The Alabama Terminal on Linking and Analyzing Statistics (ATLAS) on Career Pathways will be launched as another workforce development tool used to integrate a workforce and education database that will provide the data needed to identify in-demand career and credentials. Jobs for Alabama's Graduates (JAG) is a program that helps at-risk youth enter training programs or the workforce. Governor Ivey is implementing a five-phased strategy to expand JAG to every county in Alabama. Finally, the Governor's Office of Education and Workforce Transformation (GOEWT) was established to increase labor force participation rate and exceed the post-secondary goal. Governor Ivey set the statewide post-secondary attainment goal of adding 500,000 highly skilled Alabamians to the workforce by 2025.

#### **Science, Technology, Engineering and Mathematics Council (STEM)**

The Alabama STEM Council was formed on September 21, 2020 by Governor's Kay Ivey's Executive Order No. 721. The council's mission over the next five years will be to guide communities in each Workforce Region to build successful STEM education pathways to fill the more than 850,000 STEM-related occupations that will be needed in Alabama by 2026.

### **Healthcare**

#### **Improving Medicaid**

In February 2022, Alabama Medicaid coordinated the health care of 977,000 Medicaid recipients through seven regional Alabama Coordinated Health Networks (ACHNs), non-profit organizations created to help patients understand their medical conditions and treatments and get the appointments, medications, and transportation for care that they need.

## **LONG-RANGE FINANCIAL PLANS**

Alabama Medicaid, with approval from the Centers for Medicare and Medicaid (CMS), started the ACHN program in October 2019.

The ACHNs are backed by Viva Health, University of South Alabama, Huntsville Hospital, and an affiliate of Blue Cross and Blue Shield of Alabama.

State lawmakers and Governor Ivey approved spending as much as \$8.5 million in the 2023 fiscal year, to extend Medicaid coverage for most new mothers from 60 days after giving birth to one year after giving birth.

### New Mental Health Centers and expansion of a state mental-health hospital

Four crisis diversion centers, in Birmingham, Huntsville, Mobile, and Montgomery, were scheduled to open in their permanent buildings by December 2022, and some started work in temporary facilities in 2021. All are designed to stabilize and monitor people undergoing a mental-health or substance-use crisis, and then to connect those people to community services. Some people are brought to the centers by law enforcement officers, some walk in, and some are brought in by mobile crisis teams. Governor Ivey proposed and legislators approved spending a total of \$18 million in Fiscal Year 2021 for the first three centers, \$24 million in FY 2022 to operate those three and add a center in Birmingham, and \$36 million to operate those four centers and open two more centers, in Houston and Tuscaloosa counties.

Governor Ivey proposed and legislators agreed in FY 2021 to provide funding to renovate and expand the Taylor Hardin Secure Medical Facility run by the Alabama Department of Mental Health in Tuscaloosa. The construction will add 56 new beds, for a total of 196 beds. The expansion will reduce wait times, as demanded in a federal lawsuit, for people waiting to be placed and treated at Taylor Hardin, people who are accused of crimes and receive psychiatric evaluations or are judged not guilty by reason of insanity. The renovation will convert existing space from a prison-like setting to a hospital setting and provide services to specialty populations, including women and including people with intellectual disabilities who now reside at Bryce Hospital, a state mental health hospital for the civilly committed. Completion of the Taylor Hardin expansion and renovation is expected by April 2025.

### Expanding Behavioral Health Services for Children and Youth

Governor Ivey and lawmakers have approved appropriating state dollars, totaling \$3.25 million in FY 2018, and \$11 million per year in FY 2019 through FY 2023, to expand behavioral health services for Medicaid-eligible children and youth with serious emotional disturbance (SED) or autism spectrum disorder (ASD). The money, which can be matched by federal Medicaid dollars, is devoted to starting or expanding services for those children and youth, including intensive care coordination, therapeutic mentoring, and in-home therapy or interventions. By April 2022, staff for 38 in-home intervention teams and 18 case managers had been hired to care for children and youth with SED, and 16 intensive care coordinators had been hired by the Office of Autism Services at the Alabama Department of Mental Health, among other changes.

### Addressing Infant Mortality

The Alabama Department of Public Health (ADPH), at the direction of Governor Ivey and the Legislature, has spent \$1 million a year since FY 2019 on a pilot program designed to reduce infant mortality. ADPH will continue the spending in FY 2023. The Alabama Children's Cabinet, which Governor Ivey chairs, suggested that ADPH start and finance a pilot program with the goal of reducing by 20 percent infant-mortality rates in Montgomery, Macon, and Russell counties over five years.

## **LONG-RANGE FINANCIAL PLANS**

Money is being spent to expand home visitation programs such as Nurse-Family Partnership and Parents as Teachers. Money is also being spent on a program that provides care to women of childbearing age. The program screens and evaluates women for chronic medical diseases and social needs and makes referrals for services.

### Combating Opioid Abuse

In 2018, Governor Ivey signed into effect legislation to make trafficking in fentanyl and carfentanil, synthetic opioids, a crime. Governor Ivey supports and the Legislature has approved spending at least \$1.1 million each year since FY 2019 to improve the Prescription Drug Monitoring Program, in part by making it easier to use. (\$1.1 million a year in FY 2019 and FY 2020, and \$1.4 million a year for FY 2021, 2022, and 2023.)

### **Job Creation**

#### Recruiting Industry

Alabama showed the world the power of economic development to shape our economy over the last few years. Through economic development, Alabama's economy transitioned into a modern economy driven by the strategic development of its industry clusters. The benefits of industrial recruitment ripple throughout the economy. Not only do the employees of the recruited company benefit but the wages of those employees grow the local economy. Over the next several years, the Alabama Department of Commerce will continue to recruit industry and evolve with the changing global economy. Governor Ivey has helped to recruit more than \$14 billion in economic development investments, creating over 34,000 new jobs for our economy, with companies such as Airbus, GE Aviation, Shipt, Mazda Toyota, and Amazon. Those numbers continue to grow with recent economic development announcements of companies flocking to Alabama.

Alabama will focus on the strategic areas listed below to make sure the future is made in Alabama:

- Emerging Hypersonic Hub
- Growing Supply Chain Cluster
- Supporting Existing Industry; Workforce Attraction
- Expanding Aerospace Capabilities
- Expanding Artificial Intelligence, Internet of Things, and Advanced Manufacturing
- Elevating Rural Potential
- Strategic Push for Technical Jobs

#### Innovate Alabama

During the 2021 Legislative Regular Session, Governor Ivey signed Act 2021-455 to create the Alabama Innovation Corporation (AIC) and Act 2021-449 to create the Innovate Alabama Matching Grant Program. The bills will be a vessel to make the state a hub for technology and innovation and supporting initiatives, projects, and activities that will enhance growth for Alabama. The bills will also allow AIC to make matching grants of up to \$250,000 to businesses and organization that received federal Small Business Innovation Research (SBIR) grants or Small Business Technology Transfer Research (STTR) grants.

### **Infrastructure**

#### Rebuild Alabama

One of the Governor's top priorities is making sure that the citizens of Alabama can easily get to the places they need to go in the state by relying on a safe and reliable transportation network. In 2019, Governor Ivey led the effort to enact the Rebuild Alabama Act, which is our state's first infrastructure investment in nearly 30 years. Modern transportation infrastructure helps create jobs while allowing citizens and visitors to live, work, and play with more ease and efficiency.



## LONG-RANGE FINANCIAL PLANS

More than 1,500 new road and bridge projects worth more than \$5 billion have been embarked on. An additional round of local projects is expected later this year. It is anticipated that several projects will be under contract by the end of this year. All projects are required to move forward within one year of the awarding funds.

### Deploying Broadband

On May 17, 2021, Governor Ivey signed the Connect Alabama Act. The Act created three entities: 1) the Alabama Digital Expansion Authority to advise, review, and approve the statewide connectivity plan, among numerous other duties; 2) the Alabama Digital Expansion Division of ADECA to develop and begin executing a statewide connectivity plan, among other duties; and 3) the Alabama Digital Expansion Finance Corporation to administer the Connect Alabama Fund, among other duties.

On March 23, 2022, Governor Ivey announced the completion of the process to transfer the American Rescue Plan Act funds designated for broadband expansion to the Alabama Department of Economic and Community Affairs (ADECA).

A memorandum of understanding designates ADECA as the state agency in charge of administering a total of \$276 million in Alabama's ARPA funds for broadband as determined in the January 2022 special session of the Alabama Legislature. ADECA will deploy the funds in the coming months through grant programs to help expand access to high-speed internet service to unserved areas across the state through its new Alabama Digital Expansion Division.

The ARPA funds originate from three sources: \$51 million in State Fiscal Recovery funds, \$34 million in Revenue Replacement funds and \$191 million from the Capital Projects Fund. ADECA has worked with the Alabama Digital Expansion Authority on details of the grant programs and will announce funding availability as the grant application periods are opened in the coming months. The Capital Projects Fund also requires a program plan and grant plan to be approved by the U.S. Treasury Department. The funds from all three sources must be obligated by December 2024 and expended by December 2026.

In January 2022, ADECA released the Alabama Broadband Map and Alabama Connectivity Plan to guide the state's efforts and recommend strategies to expand broadband. The map included months of collaborative work and the participation of 57 internet service providers to give a clear and accurate picture of broadband availability in the state down to the address level. Governor Ivey is the first Alabama governor to identify the needs and a plan to meet those.

### **Cares Act and ARPA**

#### Cares Act

<https://crf.alabama.gov/>

Alabama received approximately \$1.9 billion of federal Coronavirus Aid, Relief, and Economic Security Act (CARES Act) funding to respond to and mitigate COVID-19. Alabama Act 2020-199 designated:

\$300 million to reimburse state agencies for expenses directly related to the coronavirus outbreak;

\$250 million to reimburse counties and cities for coronavirus expenses;

\$250 million to deliver health care and related services to residents;

\$300 million to support citizens, businesses, and non-profit and faith-based organizations impacted by the coronavirus pandemic.

## LONG-RANGE FINANCIAL PLANS

\$53 million for remote work and public access expenses incurred by state government, including the Legislature.

\$300 million for technology and infrastructure expenses related to remote learning;

\$200 million for reimbursement of costs to the Department of Corrections incurred because of the outbreak;

\$10 million to the reimbursement of costs to ensure access to courts during the pandemic;

\$5 million to reimburse the State General Fund for supplemental appropriations to the Alabama Department of Public Health.

\$118.3 million for any lawful purpose as provided by the United State Congress, the United States Treasury Department, or any other federal entity of competent jurisdiction.

### ARPA

<https://frf.alabama.gov/>

Alabama was appropriated \$2.12 billion in federal funds from the American Rescue Plan Act – Coronavirus State Fiscal Recovery Fund to the Department of Finance (Alabama Act 2022-1) for the fiscal year ending September 30, 2022 to be used as follows:

#### Coronavirus State Fiscal Recovery Fund:

\$80 million for delivery of health care and related services

\$51 million to be used to support the improvement and expansion of broadband network access

\$225 million to improve access to clean water

\$120 million for grants to water and sewer systems for emergency or high need projects

\$100 million for matching grants to public water and sewer systems for water or sewer infrastructure projects

\$5 million for grants to install clustered decentralized wastewater system demonstrations utilizing a collection system known as Septic Tank Effluent Pump

\$79.5 million allocated the Unemployment Compensation Trust Fund

\$7.8 million for reimbursement costs for the administration, auditing, and reporting requirements of the state and local fiscal recovery funds

#### Coronavirus State Fiscal Recovery – Revenue Replacement Fund

\$34 million for support the improvement and expansion of broadband network access delegated through memoranda of agreement to the Alabama Department of Economic and Community Affairs' Alabama Digital Expansion Division.

\$5 million to facilitate the expansion and use of telemedicine.

\$36.7 million to support the delivery of healthcare and related services.

## LONG-RANGE FINANCIAL PLANS

\$30 million for assistance to rural hospitals.

\$20 million for assistance to emergency response providers.

\$11 million for reimbursements of expenses of state inmates housed in county jails from March 3, 2021 to December 31, 2021.

### Coronavirus Capital Projects Fund

\$191.8 million to be used for delivery of broadband and related services to citizens of Alabama related to the coronavirus pandemic and to enable investment in capital assets providing necessary technology infrastructure for work, education, and access to critical services.

### **Public School and College Authority (PSCA) Bond Issue and Funded Projects**

The Public School and College Authority (PSCA) was established to tackle long-standing school infrastructure projects or educational upgrades that have been delayed due to limited funding. In the 2020 Legislative Session, Act 2020-167 authorized the Authority to sell up to \$1.25 billion in bonds and allocate funds to every city and county K-12 school system and higher education institutions. The sale resulted in the PSCA receiving over \$300 million in premium revenues, due to low interest rates.

PSCA Projects funded from Premium Revenues include:

<b>University of Alabama Huntsville</b> Huntsville Regional Lab and Morgue	<b>\$11,000,000</b>
<b>University of Alabama</b> Smart Communities and Innovation Building	<b>\$16,500,000</b>
<b>HudsonAlpha</b> Expansion of Biotech Campus/designate Alabama the Discovery Life Sciences Global Headquarters	<b>\$15,000,000</b>
<b>Auburn University</b> New STEM & Agricultural Sciences Complex	<b>\$50,000,000</b>
<b>University of Alabama at Birmingham</b> Genomic Medical & Data Sciences Building	<b>\$50,000,000</b>
<b>Troy University</b> Center for Materials and Manufacturing	<b>\$9,450,000</b>
<b>Alabama Center for Arts</b> Dorms	<b>\$15,000,000</b>
<b>University of South Alabama</b> New Medical School Building	<b>\$50,000,000</b>
<b>University of North Alabama</b> Computer Science and Mathematics Building	<b>\$15,000,000</b>
<b>Alabama School of Deaf and Blind</b> North Alabama Campus	<b>\$28,519,992</b>
<b>Alabama Aviation College</b> Phase 2 renovations of Barnett Building and upgrade the hanger floor	<b>\$500,000</b>
<b>Lauderdale County</b> Workforce Development Center	<b>\$8,000,000</b>
<b>Alabama Shakespeare Festival</b> Renovations and Repairs	<b>\$5,000,000</b>
<b>Alabama School of Math and Science</b> Science Research Center and Outdoor Classrooms	<b>\$6,235,000</b>
<b>AIDT</b> Toyota/Mazda	<b>\$8,000,000</b>
<b>Jacksonville State University</b> Randy Owen Performance Center	<b>\$15,000,000</b>
<b>The American Village</b> Central Independence Hall and Tower Classrooms and Experiences	<b>\$5,000,000</b>

## LONG-RANGE FINANCIAL PLANS

<b>Alabama A&amp;M University</b> Library Roofing and Wilson Hall, Drake Hall, Carnegie Hall wood restoration project	<b>\$1,512,500</b>
<b>Alabama A&amp;M University</b> Capital Improvements and deferred maintenance projects	<b>\$508,754</b>
<b>University of Montevallo</b> Residence Halls – HVAC/Roof Repair	<b>\$1,000,000</b>
<b>University of West Alabama</b> Brook Hall 2 <sup>nd</sup> Floor Renovations	<b>\$2,600,000</b>
<b>Alabama State University</b> Friendship Manor	<b>\$1,500,000</b>
<b>Alabama State University</b> Southern Normal School	<b>\$763,600</b>
<b>Snead State Community College</b> Establish a regional workforce training center in Marshall County	<b>\$4,000,000</b>
<b>Talladega County Schools</b> Create the East Alabama Rural Innovation and Training Hub	<b>\$1,750,000</b>
<b>Total Allocation</b>	<b>\$321,839,846</b>

The Alabama Public School and College Authority was established to provide funding to meet the increasing needs of public schools and higher education institutions for capital improvements. On May 10, 2022, the APSCA board met and authorized the sale of the Capital Improvement Pool Bonds, Series 2022-A. The bond proceeds in the amount of \$37.9 million were loaned to six certain specified local boards of education in order to finance capital improvements. The following K-12 systems that received funding include:

<b>Athens City Schools</b>	<b>\$1,369,366.86</b>
<b>Bibb County Schools</b>	<b>\$2,738,733.73</b>
<b>Blount County Schools</b>	<b>\$9,585,568.05</b>
<b>Lauderdale County Schools</b>	<b>\$13,693,668.05</b>
<b>Trussville City Schools</b>	<b>\$9,585,568.05</b>
<b>Walker County Schools</b>	<b>\$1,027,025.15</b>

## **OPERATING FUNDS**

The government for the State of Alabama operates primarily from six major funds:

### **General Fund**

Revenues credited to the General Fund are used for the ordinary expenses of the executive, legislative, and judicial departments of state government, for other functions of government, for debt service on certain general obligation bond issues, and for capital outlay. Taxes from over 40 sources are deposited into the General Fund, with the largest sources being the insurance company premium tax, interest on the Alabama Trust Fund, sales and use tax on automobiles, leasing and rental tax, profits from the sale of abandoned property, court costs, lodging tax, cigarette tax, ad valorem tax, use tax, and Alabama Alcoholic Beverage Control Board profits.

### **Education Trust Fund**

The Education Trust Fund is the largest operating fund of the State. Revenues credited to the Education Trust Fund are used for the support, maintenance, and development of public education in Alabama, debt service and capital improvements relating to educational facilities, and other functions related to educating the state's citizens. Nine tax sources are allocated to the ETF, the largest of which are the income tax, sales tax, utility tax, and use tax.

### **Public Road and Bridge Fund**

The Public Road and Bridge Fund is the general operating fund for the Department of Transportation and receives all state revenues for that Department, all federal aid reimbursements, and all miscellaneous receipts.

### **Alabama Medicaid Fund**

This is the major operating fund of the Alabama Medicaid Agency. Funding sources for this fund include tobacco settlement funds, intergovernmental transfers from other state agencies providing services to Medicaid eligible clients, public hospital transfers, nursing home and pharmacy provider taxes, and federal matching funds.

### **Mental Health Fund**

This is the major operating fund of the Department of Mental Health. It is funded by the Special Mental Health Trust Fund, a special fund that is comprised of receipts from certain public utilities taxes, contractors' gross receipts tax, distillers and whiskey tax profits, insurance premium taxes, and federal funds. This fund also receives annual appropriations from the State General Fund and the Education Trust Fund.

### **Public Welfare Trust Fund**

This is the major operating fund of the Department of Human Resources. It is mainly funded by the whiskey tax and the Alabama Alcoholic Beverage Control board profits, sales tax, ad valorem tax, beer tax, as well as federal funds. This fund also receives annual appropriations from the State General Fund and the Education Trust Fund.

## REVENUES

### Revenues

The State of Alabama differs from other states in that over 90% of total revenue appropriated is earmarked, although this percentage can change from year to year. The revenues appropriated in the Education Trust Fund are earmarked for education purposes. All earmarked revenues, including Federal Funds, are displayed in the receipts section on the individual agency pages. The State General Fund is the only fund that includes unearmarked revenue. Below are majority of the revenue sources that are collected by the State, along with a brief description of each.

### Abandoned Property

This revenue source is not a tax but a provision for the orderly disposition of unclaimed or abandoned property. Every person or entity holding funds or other property, tangible or intangible, presumed abandoned must file a report with and deliver the property to the Treasurer. This property includes but is not limited to, monies kept on deposit in financial institutions, travelers' checks, money orders, debit cards, or other payment instruments, safe deposit box contents, monies owed to policyholders by insurance companies, utility deposits, and corporate stocks, securities and dividends held by brokers and fiduciaries. The Treasurer is required to attempt to notify the apparent owners of abandoned property in a cost-effective manner. All abandoned property (other than money and securities) delivered to the State Treasurer is sold to the highest bidder at public sale within three years after its delivery (unless the treasurer determines that the probable cost of sale exceeds the value of the property). (§ 35-12-70 through 35-12-96, *Code of Alabama 1975*)

### Ad Valorem Taxes

A general property tax that is levied on real and personal property within the State. For assessment, four separate classes of property have been established and a separate assessment ration has been assigned to each class. The amount of ad valorem tax payable is determined by applying the applicable tax rate to the assessed value of the property in question. Ad Valorem Taxes are collected by the tax collectors in the various counties of the State, remitted to the State Treasury, and distributed to the Public-School Fund, the Public Welfare Trust Fund, Alabama Veterans' Assistance Fund, and the State General Fund. (§ 40-8-1, *Code of Alabama 1975*)

### Alabama Trust Fund

The Alabama Trust Fund is a perpetual trust which was established in June 1985 with an initial trust capital of \$333,583,680 from cash bonus payments and royalties paid to the state from offshore oil and gas leases. The trust capital was augmented from time to time by the deposit of proceeds of any offshore oil and gas payment (including royalty payments) received after August 14, 1984. The lands division of the Department of Conservation and Natural Resources received 4% of the original lease payment of \$347,483,000 and receives 1% of any payments made subsequent to August 14, 1984. Beginning in fiscal year 2013, the Alabama Trust Fund receives 32% of the balance of oil and gas capital payments received by the state; however, this amount will be reduced by an amount necessary to make an additional transfer to the Capital Improvement Trust Fund to pay debt service and 33% is distributed pursuant to the annual spending plan. The remaining 35% is transferred to: (1) the County and Municipal Government Capital Improvement Trust Fund (7%); and (2) the Alabama Capital Improvement Trust Fund (28%). Beginning in fiscal year 2013, 33% of the royalties received in the previous fiscal year plus 5% of the average market value of invested assets in the Alabama Trust Fund as of the end of the three fiscal years prior to the beginning of the fiscal year are distributed as follows: (1) 1% (up to a maximum of \$5 million) to the Senior Services Trust Fund; (2) 10% to the County

## REVENUES

Government Capital Improvement Trust Fund; (3) 10% to the Municipal Government Capital Improvement Fund; (4) 10% (up to a maximum of \$15 million) to the Forever Wild Land Trust and the remainder to the State General Fund.

### Alcoholic Beverage Control Board Revenue

The §28-3A-3, *Code of Alabama 1975*, requires that distillers, manufactures, importers, wholesalers, and retailers obtain licenses and pay associated filing fees for the privilege of alcoholic beverage distribution within the state. Licenses, fees, liquor, beer, and wine taxes are collected by the ABC Board. These collections, as well as the profits of the ABC Board, are distributed to the State General Fund; Education Trust Fund; the Public Welfare Trust Fund; the Special Mental Health Trust Fund; ABC Board Fund; municipalities; counties; and specific appropriations.

### Business Privilege Tax (Corporation Tax)

A privilege tax on every corporation, limited liability entity, and disregarded entity doing business in Alabama or registered under the laws of Alabama. The tax is based on the taxpayer's net worth in Alabama. The tax rate is determined by the taxpayer's taxable income apportioned and allocated to Alabama, and ranges from \$0.25 to \$1.75 per \$1,000 of net worth. For financial institutions, the tax is based on the financial institution's total deposits in Alabama and ranges from \$0.125 to \$0.225 per \$1,000 of deposits. After deduction of the amount appropriated to the Department of Revenue as its costs of collection, the balance of the tax is distributed as follows: (1) Each county receives the amount that it received from the franchise tax collections during the fiscal year ending September 30, 1999. This amount is increased by 0.75% each year beginning in the fiscal year ending September 30, 2000. (2) Each county and each local ad valorem tax recipient agency of funds within each county receives the amount that it received from the domestic corporation assessment of shares tax during the fiscal year ending September 30, 1999. This amount is increased by 0.75% each year beginning in the fiscal year ending September 30, 2000. (3) The balance is distributed to the State General Fund. (§ 40-14A- 22 and 40-14A-26, *Code of Alabama 1975*)

### Cigarette Tax

A privilege and use tax on tobacco is levied on the sale, storage, or distribution of cigarettes by wholesalers and retailers and use by consumers. Beginning October 1, 2015, a rate of 33.75 mills was applied per cigarette which equates to \$.675 per pack of 20 cigarettes. A majority of the proceeds is distributed to the State General Fund, with the remainder going to the Public Welfare Trust Fund, the Special Mental Health Trust Fund, the State Parks Development Authority, the State Parks Fund, the State Industrial Development Authority, and for the purpose of acquiring and constructing mental health facilities in the State. (§ 40-25-40 through 40-25-47, *Code of Alabama 1975*)

### Court Costs

The § 12-19-152, *Code of Alabama 1975*, states that a percentage of the fines collected in misdemeanor and felony cases in district and circuit courts are remitted to the State General Fund. The General Fund also receives a percentage of all fines collected by the municipal courts for non-traffic and traffic violations as well as docket fees and bail bond fees. In DUI cases, for the first offense the State General Fund receives \$150, for the second offense \$400, and for the third offense \$900.

## REVENUES

### Driver's License Fees

County probate judges or license commissioners collect fees for four-year driver's licenses and learner's permits. License duplicates, reinstatement, and examination fees are collected by the Alabama Law Enforcement Agency. Each county retains \$1.50 per license issued. The balance is deposited into the State General Fund to be appropriated for public safety use except for \$20.75 of the \$36.25 license fee for a regular license, nondrivers identification card, or learner's license is deposited to the Public Safety Fund for the Alabama Law Enforcement Agency and \$0.50 is allocated and appropriated to the Alabama Veterans Living Legacy Trust Fund. Examination fees are deposited to the General Fund. There is an exam fee of \$5.00 for an original driver's license, temporary instruction and learner's permit, and motor driven cycle operator's license. (§ 32-6-1, 32-6-6.1 and 32-6-21, *Code of Alabama 1975*)

### Excise Tax on Gasoline and Diesel Fuel

On March 5, 2019, Governor Kay Ivey called the Alabama Legislature to a special session to consider legislation that would increase state fuel taxes as part of the Governor's Rebuild Alabama Infrastructure Plan. Since the last increase in 1992, the State of Alabama has levied a flat excise tax of 18 cents-per-gallon for gasoline and 19 cents-per-gallon for diesel. The Rebuild Alabama Act (Act 2019-2) raises fuel taxes by 10 cents-per-gallon over three years, with indexed pricing every other year thereafter.

The Department of Revenue retains 0.25% of the proceeds from the additional excise tax for its cost of collection. Then, up to \$750,000 of the additional gasoline excise tax and up to \$230,000 of the additional diesel excise tax is distributed first to the Alabama Highway Finance Corporation for the payment of principal and interest on any bonds issued to finance improvements to the ship channel that provides access to the Alabama State Docks.

### Income Tax (Net Personal and Net Corporate Income)

Personal income is taxed at a maximum of 5% after specified exemptions and deductions (including federal income taxes paid). Corporate income remaining after the subtraction of statutory deductions (including federal income taxes paid) is taxed at the rate of 6.5%. After deducting costs of collection, refunds, allocations for the State General Fund, the Soldier's Relief Fund, and the Public School Fund, the net proceeds are deposited into the Education Trust Fund for payment of public school teachers' salaries. (§ 40-18-1 through 40-18-446, *Code of Alabama 1975*)

### Insurance Company Licenses and Premium Tax

A varying license tax, depending on the type of insurance, is levied for the privilege of providing insurance within the State and a varying premium tax is imposed on the amount of premiums written by an insurer. Proceeds from the Insurance Premium Tax are distributed among the State General Fund, the Special Mental Health Trust Fund, and the Insurance Department Fund. Proceeds from licenses and fees are distributed equally to the Insurance Department Fund and the State General Fund, except for application fees for agent licenses and appointments and fees for service representatives' licenses, which are deposited to the Insurance Department Fund. (§ 27-4-2 and 27-4A-5, *Code of Alabama 1975*)



## **REVENUES**

### **Interest on State Deposits**

Interest earned by the State Treasurer through the investment of State funds is credited to the State Treasury and, unless otherwise provided for by law, is credited to the State General Fund. (§ 41-14-1 through 41-14A-14, *Code of Alabama 1975*)

### **Leasing and Rental Tax**

A privilege tax is levied upon persons engaged in leasing or renting tangible personal property, including the renting or leasing of automotive vehicles, trucks, semi-trailers, or house trailers and the renting or leasing of linens and garments. The proceeds remaining after payment of administrative and enforcement expenses are deposited into the State General Fund. (§ 40-12-222 and 40-12-227, *Code of Alabama 1975*)

### **Lodgings Tax**

A privilege tax is levied upon every person or firm that rents or furnishes lodgings or accommodations for a period less than 180 days for a fee. A 5% tax rate is charged for accommodations in the counties comprising the Alabama mountain lakes geographic area: Blount, Cherokee, Colbert, Cullman, DeKalb, Etowah, Franklin, Jackson, Lauderdale, Lawrence, Limestone, Madison, Marion, Marshall, Morgan, and Winston. A 4% tax rate is charged for accommodations in all other Alabama counties. 20% of the 5% levy collected in Alabama mountain lakes area counties, after deduction of cost for collection, is distributed as follows: (1) 50% to the Alabama Mountain Lakes Association for the promotion of tourism and travel and (2) 50% to the respective counties for the promotion of tourism, recreation, and conventions. The balance of the tax collected in mountain lakes area counties, as well as the entire proceeds from the 4% levy collected in all other Alabama counties, is distributed to the State General Fund and to the Bureau of Tourism and Travel in a 75% to 25% ratio, respectively. (§ 40-26-1 and 40-26-20, *Code of Alabama 1975*)

### **Mortgage Record Tax**

A license or privilege tax of \$0.15 for each \$100 of indebtedness, for filing a mortgage, deed of trust, contract of conditional sale, or similar instrument given to secure payment of any debt incurred in connection with the conveyance or transfer of any real or personal property in the State, or any security agreement or financing statement provided for by the Alabama Uniform Commercial Code. After deducting the cost of collections for the county probate judge, the net proceeds are deposited into the State General Fund (two-thirds) and into the county treasuries (one-third). (§ 40-22-1 through 40-22-12, *Code of Alabama 1975*)

### **Oil and Gas Production and Privilege Tax**

The Oil and Gas Privilege Tax is an annual privilege tax on all persons engaged in the business of producing or severing oil or gas from the soil or water, or from beneath the soil or water. Well units are taxed at a percentage of the gross value of the oil or gas at the point of production. However, offshore well units producing at a depth greater than 8,000 feet below mean sea level are taxed at a percentage of gross proceeds attributable to the offshore production. The privilege tax rate varies.

After deducting the cost of collection, 90% of the proceeds from the annual tax for offshore production are distributed to the General Fund and the remaining 10% is distributed to the county in which the oil or gas was severed. Proceeds from onshore production are distributed as follows:

## REVENUES

- (a) 25% to the State General Fund
- (b) 75% as follows:
  - (i) 66.67% to the following:
    - (a) 25% to the counties in which the oil or gas was severed
    - (b) 10% to the municipalities in which the oil or gas was severed
    - (c) \*Of the first \$150,000 remaining, or any part thereof, 50% to the State General Fund, 42.5% to the county in which the oil or gas was severed and 7.5% to the cities therein on a population basis.
    - (d) \*Of the balance, 84% to the State General Fund, 14% to the county in which the oil or gas was severed and 2% to cities therein on a population basis.
  - (ii) 16.67% to the State General Fund
  - (iii) 16.67% to the county in which the oil or gas was severed

The first \$9.5 million of collections from this tax required to be deposited to the State General Fund during each quarter of the fiscal year is credited to the Alabama State Docks Facilities Contingency Trust Fund. Up to \$9.5 million annually may be used by the State Port Authority for operations and/or bond expenses, upon verification by the Director of Finance that such use of these funds is necessary. On the 30th day of each month of each fiscal year, any funds remaining in the Contingency Trust Fund which have not been designated as required by the Port Authority are deposited to the State General Fund.

The Oil and Gas Production Tax is a tax on the production of oil or natural gas severed from any well or wells in Alabama. A 2% tax rate is levied on the gross value of the oil or gas at the point of production. The tax on offshore production, produced from depths greater than 8,000 feet below sea level is computed at the rate of 1.66% of the gross proceeds from offshore production. The entire proceeds from this tax are deposited into the State General Fund.

### Privilege License Tax

This is an assessment on persons or firms, corporations, companies, associations, receivers, or trustees engaged in certain businesses, vocations, or professions. The rate of the tax varies according to the type of business, as outlined in the § 40-12-40 through 40-12-180, *Code of Alabama 1975*. After deducting the cost of collection, the receipts are distributed to the State General Fund unless there is a corresponding county tax levied, then distribution is 50% to the State General Fund and 50% to the respective counties where such receipts are collected.

### Public Utilities License Tax

A license tax of 2.2% on each dollar of gross receipts for the preceding year is imposed for operating a public utility (except railroads, express companies, telephone, and telegraph companies). After a deduction for costs of collections, 15% of the net receipts are deposited into the State General Fund and 85% into the Special Mental Health Trust Fund. (§ 40-21-51 and 40-21-62, *Code of Alabama 1975*)

### Sales Tax

Sales tax is a privilege tax imposed on the retail sale of tangible personal property sold in Alabama by businesses located in Alabama. The tax is collected by the seller from their customer and remitted directly to the state. All sales of tangible personal property are retail sales except those defined as wholesale sales.

## REVENUES

### Sales Tax Rates:

- a. 1.5% of the net difference paid for farm machinery; this rate also applies to the gross receipts from sales of machines, parts, and attachments for machines used in manufacturing, processing, compounding, mining, and quarrying tangible personal property.
- b. 2% of the net difference paid for new and used automotive vehicles, truck trailers, semi-trailers, and manufactured homes.
- c. 3% of the retail sales price of food for human consumption sold through coin-operated vending machines.
- d. 4% of the gross proceeds of sales of all tangible personal property, other than that listed previously and specifically exempted by law, and the gross receipts from places of entertainment or amusements.

### Sales and Use Tax – Automobiles

The § 40-23-2(4), *Code of Alabama 1975*, establishes a sales tax rate of 2% and the § 40-23-61(c), *Code of Alabama 1975*, establishes a use tax rate of 2% from the sale of automobiles, truck trailers, semitrailers, house trailers or mobile home set-up materials with 42% of the amount of revenue collected deposited into the State General Fund and 58% deposited into the Education Trust Fund. The § 40-23-101, *Code of Alabama 1975*, establishes the sales tax rate of 2% and the § 40-23-108, *Code of Alabama 1975* established a use tax rate of 2% on the sale of motorboats. The amount of revenue deposited into the State General Fund from the sale of motorboats is 50% and the other 50% is deposited into the Education Trust Fund.

### Simplified Sellers Use Tax

A tax authorized in lieu of sales and use taxes otherwise due by or on behalf of Alabama customers who have purchased items from an eligible seller who participates in The Simplified Sellers Use Tax Remittance Program that were shipped or otherwise delivered into Alabama by the eligible seller. An 8% tax rate is applied to the sales price of any tangible personal property sold or delivered into Alabama by an eligible seller participating in the program. After deducting the cost of collection, 50% to State Treasury allocated (1) 75% to the State General Fund and (2) 25% to the Education Trust Fund; and 50% to local governments allocated (1) 40% to each county on a population basis and (2) 60% to each municipality on a population basis. (Prior to January 1, 2019, collections were distributed as follows: (1) 50% to State Treasury, (2) 25% to counties, and (3) 25% to municipalities). (§ 40-23-190 through 40-23-199, *Code of Alabama 1975*)

### Tobacco Tax (Excluding Cigarettes)

A tax on sale, storage or distribution of tobacco or tobacco products by wholesalers and retailers and use by consumers. This tax is paid to the state through the use of stamps by the seller, who is acting as an agent of the state for the collection and payment of the tax to the state. The seller collects the tax from the consumer or user. The tax rates vary for different types of tobacco. After deduction of the cost of collection, the remaining proceeds are deposited into the State General Fund. (§ 40-25-2(a), 40-25-29, and 40-25-47, *Code of Alabama 1975*)

## REVENUES

### Use Tax

An excise tax on the storage, use or other consumption of tangible personal property, machines used in mining, quarrying, compounding, processing, and manufacturing of tangible personal property; automotive vehicles, motorboats, truck trailers, semi-trailers, or house trailers and mobile home set-up materials and supplies; farm machinery or equipment; and the above property when used in the performance of a contract. This tax is paid on items purchased outside Alabama for consumption or use inside the state, unless the property is imported from a state having reciprocal agreement with Alabama, and a tax equal to or greater than the Alabama tax was paid in the other state. If the amount of the tax paid to the other state is less than the Alabama tax, then the difference must be paid to Alabama. The distribution of use tax on automobiles to the General Fund is provided in the § 40-23-61(c), Code of Alabama 1975. Remote use tax is distributed as follows: 75% to the General Fund and 25% to the Education Trust Fund. Any remaining amounts are distributed as follows: 53% to the State General Fund and 47% to the Education Trust Fund as provided in § 40-23-85, Code of Alabama 1975.

ECONOMIC OUTLOOK



## State Profile

### Famous Alabamians

- Helen Keller – first deafblind person to earn a B.A. degree
- Lionel Richie – singer, songwriter, producer, and television judge
- Courtney Cox – actress most known for playing ‘Monica Geller’ on ‘Friends’
- Tim Cook – CEO of Apple
- Harper Lee – novelist most known for ‘To Kill a Mockingbird’
- Hank Aaron – baseball player



### Fun Facts

- Alabama was the first state to declare Christmas a legal holiday
- Huntsville, called the Rocket Capital of the World, is where the first rocket to send a man to the moon was designed
- Mobile, Alabama was the first place to celebrate Mardi Gras
- Windshield wipers were invented in Alabama in 1903
- Montgomery introduced the world’s first electric trolley system in 1886

### State Symbols

- State bird – Yellowhammer – found throughout Alabama and present during all months
- State flower – Camellia – designated by the Legislature in 1999
- State nut – Pecan – pecans are used in many southern recipes such as pralines and pecan pie
- State fruit – blackberry – blackberries have been reported to help prevent heart disease, cancer, and strokes



## *Overview of Statistical Data*

### *Population*

Alabama is ranked as the 24<sup>th</sup> most populous state in the United States, with a population of 5.1 million citizens. The state has 12 metropolitan statistical areas that serve as home to prospering businesses, prestigious colleges and universities, nationally renowned health centers and doctors, and an affordable housing market.

### *Geography*

The state is rich with history and full of excitement and innovation. Alabama has a geography that spans all different kinds – one of the most varied in the nation, in fact. From mountains and valleys to beaches and riverbanks, there's a wealth of natural beauty on display.

- Total Area – 50,645 square miles
- Highest point – 2,407 feet above sea level (Mt. Cheaha)
- 23.1 million acres of forestland
- 1,775 square miles of water
- 517 coastal square miles
- Accessible minerals – limestone, salt, quartz, and iron ore

### *Accessibility*

Alabama sits at the heart of the fastest growing region in the United States. Comprised by a network of thousands of roads, plentiful airports, inland waterways, and proximity to the 9th largest seaport in the United States.

- 100,685 Miles of public road
- 3,227 Miles of freight railroad
- 1,270 Miles of inland waterway
- 16,155 Bridges

### *Sports and Recreation*

Alabama has plenty of recreational activities that could pique any interest. From Mardi Gras in Mobile, to Talladega Superspeedway, to state parks, there is always something new and exciting to do. Alabama's State Parks Division operates and maintains 21 state parks ranging from Gulf Coast beaches to Appalachian Mountains.

### *Industries*

Due to Alabama's geography, accessibility, and sports and recreation, it is well suited for business achievement. Some of Alabama's top industries include aerospace and aviation, bioscience, automotive, metals, and tourism.

In 2022 Airbus announced plans to add 1,000 new jobs over the next several years to its workforce at the Mobile manufacturing facility. Their CEO, C. Jeffery Knittel stated the following: "The fact that Mobile will lead our unprecedented global production rate increase in coming years is a tribute to the world-class labor force in Alabama. I'm so proud of our Mobile employees for proving through years of hard work what Alabama is capable of, and I'm also immensely grateful to state leadership for making Alabama such a great place to invest and do business."

## Economic Outlook

### The State of the U.S. Economy

Financials appear to be healthy in multiple aspects. The typical American household saved a lot more during the pandemic – stuck at home and unable to spend. American businesses are also in strong financial shape. Most were careful to not take on too much debt, and they were able to lock in low interest rates when available. While some businesses may run into trouble when the economy slows, it more than likely will not be enough to become an economywide problem. The nation’s banking system is also stronger than ever before. There is not too much credit, nor too little credit. State and local governments have built up large rainy-day funds, proving to be in tip-top shape.

While there are signs of a slowing economy, inflation is quickly moderating, and the economy’s fundamentals are sound. With reasonable debt policymaking, the economy should see a slowdown and narrowly escape an economic downturn.

### The Economy of the State

Despite COVID-19 variants and supply issues, Alabama’s economic recovery remains on track. Alabama is seeing sustained growth in exports, with a 22% jump in 2022 compared to the prior year. Exports have increased almost 47% since 2020. The top-ranking categories were chemicals, minerals and ores, primary metals, and paper.

Alabama has large capital investments coming that are expected to increase growth. Mazda Toyota is opening in Huntsville and they are expected to hire 3,000 production employees in their \$2.3 billion facility. J.M. Smucker is investing \$1.1 billion to build a new Manufacturing and distribution center, creating another 750 jobs. Overall, Alabama’s economy is expected to progress in line with that of the region and the nation.

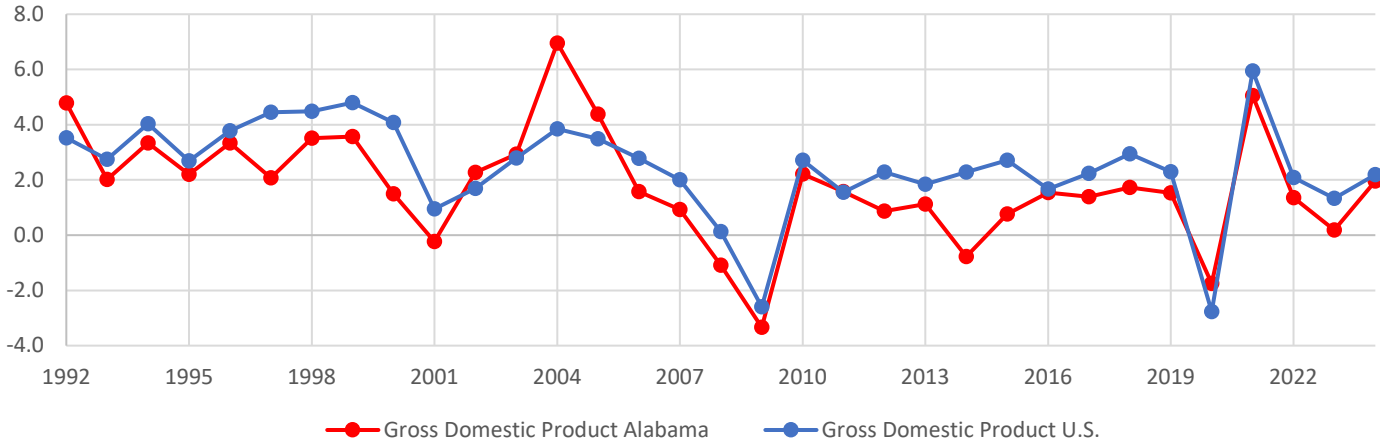
<i>Indicators</i>	<i>Forecast</i>					
	<i>2019</i>	<i>2020</i>	<i>2021</i>	<i>2022</i>	<i>2023</i>	<i>2024</i>
<i>Gross State Product (C12\$ bil)</i>	203.4	199.9	210.0	211.9	210.7	214.6
<i>Total Employment (ths)</i>	2,078	1,994	2,040	2,082	2,108	2,123
<i>% Change</i>	1.5	-4.0	2.3	2.1	1.2	0.7
<i>Unemployment Rate (%)</i>	3.2	6.5	3.5	2.8	3.9	4.5
<i>Personal Income Growth (%)</i>	4.8	7.1	8.1	1.5	3.7	4.2
<i>Population (ths)</i>	5,020	5,025	5,040	5,047	5,055	5,060
<i>Net Migration (ths)</i>	8.3	7.0	23.4	13.3	9.8	7.9
<i>Single-Family Permits (#)</i>	14,705	17,551	17,879	16,624	13,137	14,888
<i>Multifamily Permits (#)</i>	3,043	2,431	4,221	4,020	6,329	6,399
<i>FHFA House Price (1980Q1=100)</i>	330	349	395	461	460	441
<i>Mortgage Delinquency Rate (%)</i>	6.0	7.6	6.3	5.0	5.8	5.8
<i>New Vehicle Registrations (ths)</i>	208.8	192.0	199.7	182.2	200.4	219.5
<i>Personal Bankruptcies (#)</i>	26,552	18,156	14,783	15,977	18,042	19,405



**Real Gross Domestic Product**

According to Moody’s Analytics, Alabama’s 2022 real GDP growth was 0.9%, and tax revenue gains were up about 9% year over year in the third quarter. In 2023 Alabama’s GDP is expected to decline depending on how mild or severe the expected economic downturn is in 2024.

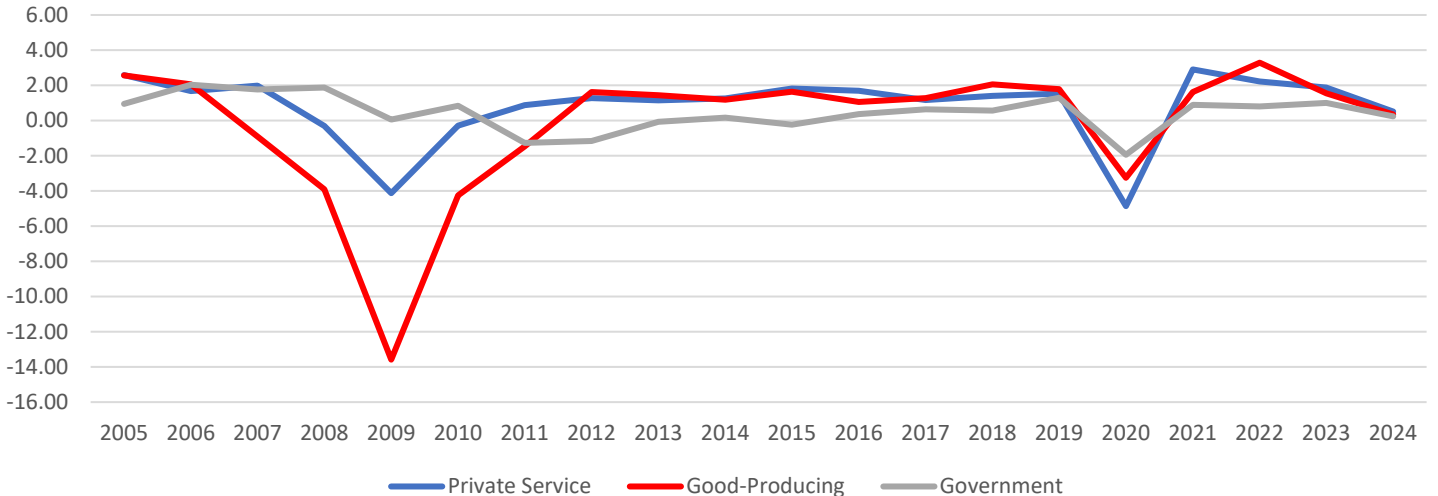
**Real GDP (Percent Change)**



**Alabama Labor Market**

During the pandemic, the participation rate fell far more than could be accounted for by normal cyclical variation. Among the reasons for this are concern about safety in the workplace, the sudden lack of availability of daycare services, the shift of schools to virtual learning, a surge in wealth that may have encouraged early retirements, and emergency unemployment benefits that may have discouraged work. Even with two quarters of negative GDP growth in the U.S., we have yet to see a discernable and persistent weakness in the state’s labor market.

**Percent Change In Labor Market**



## Alabama Labor Market (In 1,000s)

	<u>2019</u>	<u>2020</u>	<u>2021</u>	<u>2022</u>	<u>2019</u>	<u>2020</u>	<u>2021</u>	<u>2022</u>
	<u>Levels</u>				<u>Change in Levels</u>			
<b>Total Non-Agricultural Employment</b>	2,077.6	1,994.1	2,039.7	2,082.7	31.35	(83.56)	45.60	43.07
<b>Mining</b>	10.2	9.6	8.6	8.4	0.18	(0.57)	(1.03)	(0.20)
<b>Construction</b>	93.7	92.7	94.3	100.8	4.48	(0.94)	1.59	6.43
<b>Durables</b>	35.7	34.5	33.0	33.4	0.59	(1.16)	(1.48)	0.34
<b>Nondurables</b>	82.5	85.0	89.9	90.7	3.92	2.49	4.87	0.83
<b>Transportation &amp; Public Utilities</b>	74.3	72.6	73.2	74.1	0.46	(1.73)	0.56	0.90
<b>Wholesale</b>	230.8	225.4	231.5	237.3	(0.20)	(5.33)	6.05	5.82
<b>Retail</b>	96.5	96.6	98.0	98.2	0.22	0.11	1.42	0.15
<b>Finance</b>	99.3	92.7	95.1	98.1	2.18	(6.58)	2.33	3.05
<b>Services</b>	54.0	55.9	55.5	55.3	1.03	1.82	(0.35)	(0.27)
<b>Federal Government</b>	120.2	116.7	119.2	119.0	3.13	(3.41)	2.46	(0.23)
<b>State &amp; Local Government</b>	217.6	211.6	212.9	216.2	0.88	(6.03)	1.34	3.29
<b>Civilian Labor Force</b>	2,271.4	2,267.9	2,246.5	2,282.8	31.28	(3.47)	(21.45)	36.36
<b>Household Employment</b>	2,199.4	2,121.1	2,168.8	2,219.6	46.92	(78.37)	47.69	50.80
<b>Unemployment Rate (%)</b>	3.2	6.5	3.5	2.8				

### *Unemployment*

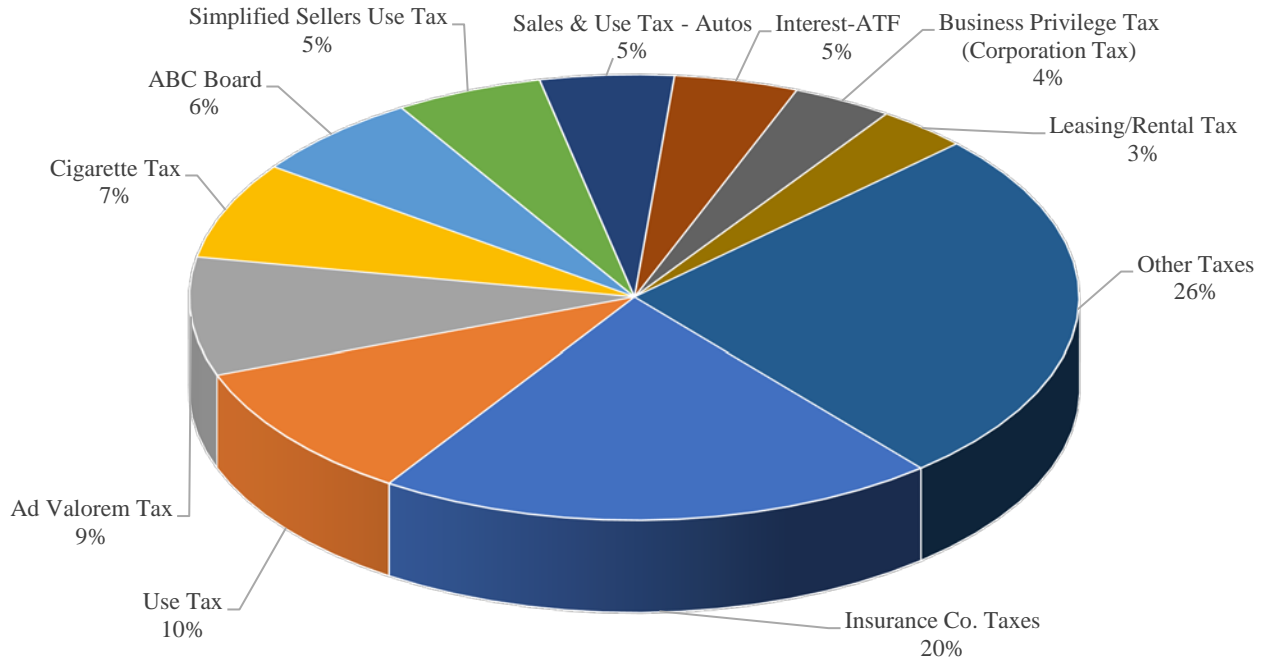
Based on the recent reports released by the Alabama Department of Labor, Alabama's unemployment rate in December 2022 stood at 2.8%, up slightly from November's rate of 2.7%, and well below December 2021's rate of 3.1%. December's rate represents 63,412 unemployed persons, compared to 63,004 in November and 69,434 in December 2021.

Over the year, wage and salary employment increased 55,900, to 2,120,500, a new record high, with gains in the education and health services sector, the professional and business services sector, and the government sector, among others.

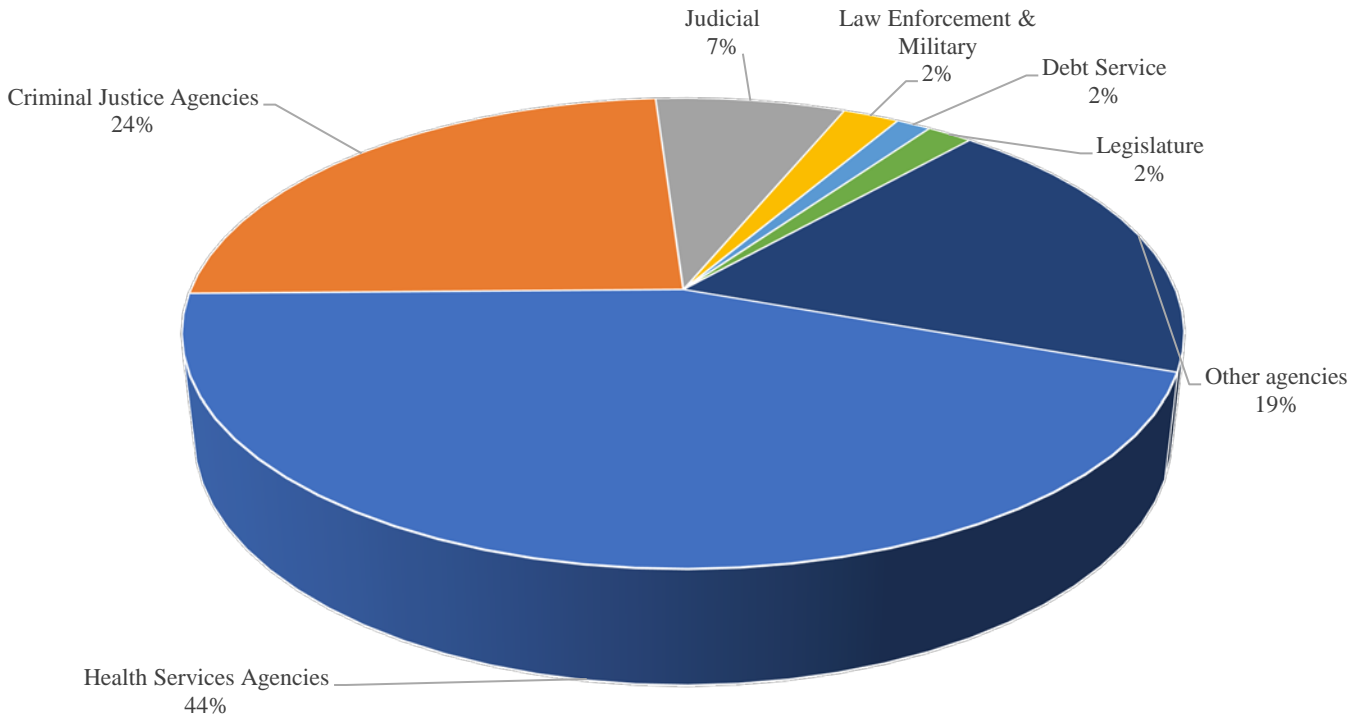
Wage and salary employment increased in December by 300. Monthly gains were seen in the trade, transportation, and utilities sector, the government sector, and the construction sector, among others.

# State General Fund Fiscal Year 2022

## Where Your State Tax Dollar Comes From

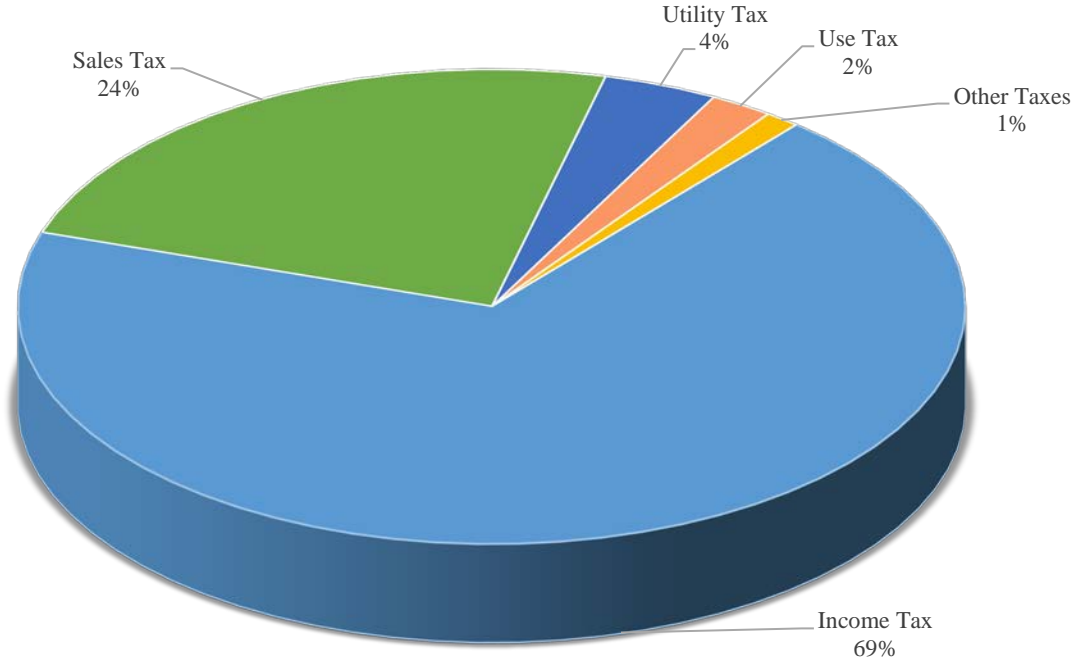


## Where Your State Dollar Goes

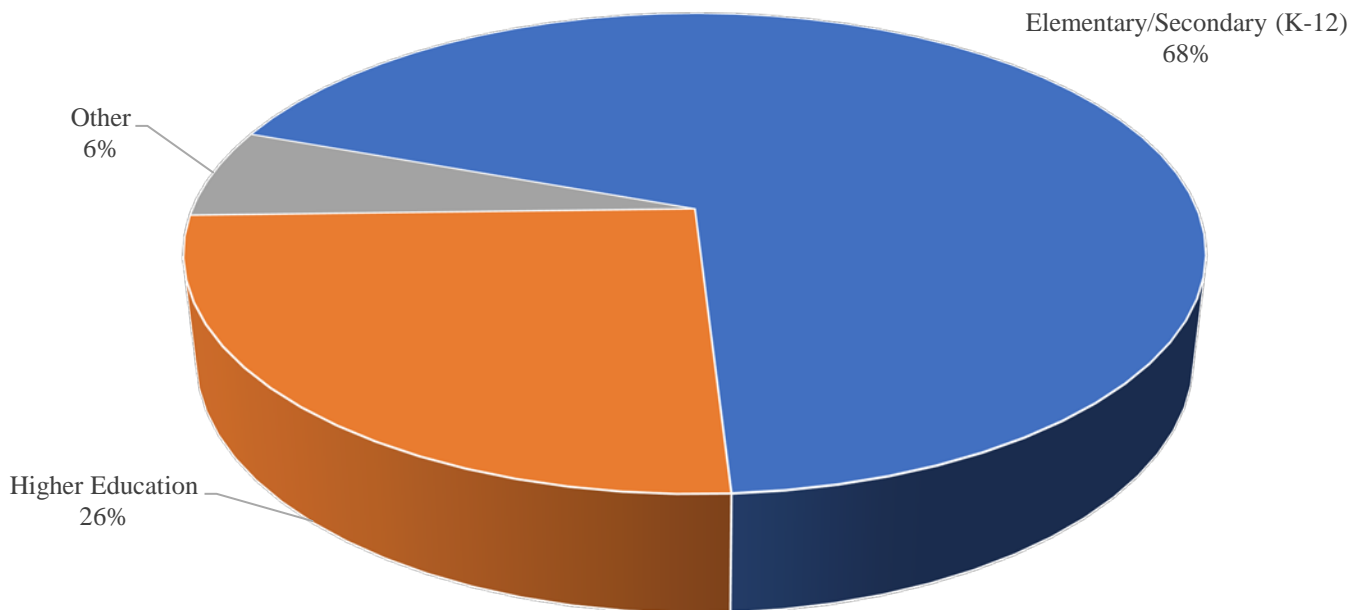


# Education Trust Fund Fiscal Year 2022

## Where Your State Tax Dollar Comes From



## Where Your State Dollar Goes





# FISCAL DATA



## Debt Summary

Pursuant to Section 213 of the Constitution of Alabama of 1901, as amended by Amendment 26 (the “Constitutional Budget Amendment”) the State is prohibited from incurring debt, and the only method by which general obligation debt of the State can be incurred is by an amendment of the Constitution. Although conventions proposed by the legislature and approved by the electorate may be called for the purpose of amending the Alabama Constitution, all amendments historically have been adopted through a procedure which required them to be proposed by a favorable vote of three-fifths of all members of each house of the legislature and approved by a majority of voters of the State voting in a statewide election. The Supreme Court of Alabama has held that the debt prohibition contained in the Constitutional Budget Amendment does not apply to obligations incurred for current operating expenses payable during the current fiscal year, debts incurred by separate public corporations functioning as instrumentalities of the State, or State debt incurred to repel invasion or suppress insurrection. The State may also make temporary loans not exceeding \$300,000 to cover deficits in the State Treasury. Limited obligation debt may be authorized by the Legislature without an amendment to the Constitution. The State has followed the practice of financing certain capital improvement programs (principally for highways, education and improvements to the State docks) through the issuance of limited obligation bonds payable solely out of certain taxes and other revenues specifically pledged for their payment and not from the general revenues of the State. Such limited obligation bonds are not general obligations of the State, and the full faith and credit of the State are not pledged to the payment thereof.

### LIMITED OBLIGATION BONDS OF STATE DEPARTMENTS AND CERTAIN STATE AUTHORITIES OUTSTANDING AT THE CLOSE OF BUSINESS ON September 30, 2022

Principal Outstanding	Title of Bonds	Final Maturity (1)
145,880,000	Alabama Public School and College Authority Special Obligation Bonds, Series 2009-D Capital Improvement Pool Qualified School Construction Bonds Tax Credit Bonds (sales, use taxes, utility gross receipts and utility service taxes, and lease taxes)	2026
154,727,000	Alabama Public School and College Authority Special Obligation Bonds, Capital Improvement Pool Qualified School Construction Bonds, Series 2010 Direct Loan Bonds (sales, use taxes, utility gross receipts and utility service taxes, Loan Bonds (sales, use taxes, utility gross receipts and utility service taxes, and lease taxes)	2027
51,270,000	Alabama Public School and College Authority Special Obligation Bonds, Qualified Zone Academy Bonds, Series 2011-A (sales, use, utility gross receipts and utility service taxes, and lease taxes)	2026
4,780,000	Alabama Public School and College Authority Bonds, Series 2012-A Pool Refunding Bonds (sales, use, utility gross receipts and utility service taxes, and lease taxes)	2024
17,695,000	Alabama Public School and College Authority, Series 2012-B Capital Improvement, Economic Development and Training Refunding Bonds (sales, use, utility gross receipts and utility service taxes, and lease taxes)	2024



640,000	Alabama Public School and College Authority, Series 2012-C Fleet Renewal Bonds (sales, use, utility gross receipts and utility service taxes, and lease taxes)	2023
3,230,000	Alabama Public School and College Authority, Series 2012-D Fleet Renewal Taxable Bonds (sales, use, utility gross receipts and utility service taxes, and lease taxes)	2023
18,200,000	Alabama Public School and College Authority Capital Improvement Bonds Series 2013-A (sales, use taxes, utility gross receipts and utility service taxes, and lease taxes)	2025
1,695,000	Alabama Public School and College Authority Capital Improvement Bonds Series 2013-B (sales, use taxes, utility gross receipts and utility service taxes, and lease taxes)	2024
20,565,000	Alabama Public School and College Authority Capital Improvement Bonds Series 2013-C (sales, use taxes, utility gross receipts and utility service taxes, and lease taxes)	2028
4,965,000	Alabama Public School and College Authority Capital Improvement Bonds Series 2013-D Taxable (sales, use taxes, utility gross receipts and utility service taxes, and lease taxes)	2026
27,895,000	Alabama Public School and College Authority Capital Improvement Pool Refunding Bonds Series 2014-A (sales, use taxes, utility gross receipts taxes, and lease taxes)	2026
322,945,000	Alabama Public School and College Authority Capital Improvement Refunding Bonds Series 2014-B (sales, use taxes, utility gross receipts taxes, and lease taxes)	2027
14,445,000	Alabama Public School and College Authority Capital Improvement Refunding Bonds Series 2015-A (sales, use taxes, utility gross receipts taxes, and lease taxes)	2024
33,220,000	Alabama Public School and College Authority Bonds, Series 2015-B Pool Refunding Bonds (sales, use, utility gross receipts and utility service taxes, and lease taxes)	2029
19,335,000	Alabama Public School and College Authority Special Obligation Bonds, Series 2015-C Pool Bonds (sales, use taxes, utility gross receipts and utility service taxes, and lease taxes)	2030
22,840,000	Alabama Public School and College Authority Special Obligation Bonds, Series 2016-A Pool Bonds (sales, use taxes, utility gross receipts and utility\service taxes, and lease taxes)	2036
15,910,000	Alabama Public School and College Authority Special Obligation Bonds, Series 2017-A Pool Bonds (sales, use taxes, utility gross receipts and utility\service taxes, and lease taxes)	2038

23,355,000	Alabama Public School and College Authority Special Obligation Bonds, Series 2019-A Pool Bonds (sales, use taxes, utility gross receipts and utility service taxes, and lease taxes)	2039
1,274,750,000	Alabama Public School and College Authority Special Obligation Bonds, Series 2020-A Capital Improvement and Refunding Social Bonds (sales, use taxes, utility gross receipts and utility service taxes, and lease taxes)	2041
141,085,000	Alabama Public School and College Authority Special Obligation Bonds, Series 2020-C Capital Improvement Pool Refunding Social Bonds (sales, use taxes, utility gross receipts and utility service taxes, and lease taxes)	2035
36,565,000	Alabama Public School and College Authority Special Obligation Bonds, Series 2022-A Capital Improvement Pool Bonds (sales, use taxes, utility gross receipts and utility service taxes, and lease taxes)	2042
4,835,000	Alabama Building Renovation Finance Authority, Series 2010 (lease payments from various State agencies to Authority)	2024
48,340,000	Alabama Incentives Financing Authority, Series 2009-B (TVA in-lieu-of-taxes)	2029
15,710,000	Alabama Incentives Financing Authority, Series 2019-A Refunding Bonds (TVA in-lieu-of-taxes)	2029
129,225,000	Alabama Incentives Financing Authority, Series 2019-B Refunding Bonds (TVA in-lieu-of-taxes)	2042
2,095,000	Alabama Mental Health Finance Authority, Series 2012 (Cigarette Taxes and Liquor Tax)	2023
50,235,000	Alabama Public Health Care Authority, Series 2015 (lease payments from Department of Public Health)	2044
16,855,000	Alabama Public Health Care Authority, Series 2016 (lease payments from Department of Public Health)	2035
20,440,000	Alabama Federal Aid Highway Finance Authority, Tax-Exempt Special Obligation Revenue Bonds Series 2021-A (Anticipation of Federal Grant Revenues and Gasoline Tax)	2037
1,407,055,000	Alabama Federal Aid Highway Finance Authority, Taxable Special Obligation Revenue Bonds Series 2021-B (Anticipation of Federal Grant Revenues and Gasoline Tax)	2037
95,630,000	Alabama Highway Finance Corporation Series 2020-A Limited Obligation Bonds (Gasoline Tax)	2040
10,066,000	Alabama Revolving Loan Fund Authority, Series 2021 (privilege and license tax on providers of cellular radio telecommunications services)	2030

80,925,000	Alabama Economic Settlement Authority Series 2016-A Special Revenue Bonds (BP Settlement)	2033
390,915,000	Alabama Economic Settlement Authority Series 2016-B Taxable Special Revenue Bonds (BP Settlement)	2032
5,080,000	Alabama Transportation Infrastructure Bank (AITB) Series 2022-A Loan Program with pledged revenues from local entity with state revenues pledged under an AITB master indenture	2037
66,335,000	Alabama Transportation Infrastructure Bank (AITB) Series 2022-B Loan Program with pledged revenues from local entity with state revenues pledged under an AITB master indenture	2042
479,220,000	Alabama Corrections Institution Finance Authority (AIFA) Revenue Bonds Series 2022-A	2052

**5,178,953,000 Total Outstanding**

(1) Final Maturity in the State's Fiscal Year

The Legislature (through enabling legislation) and the Governor (by executive order) have created public corporations and authorities of the State for the purpose of financing certain projects and programs such as public highways, public education facilities, judicial facilities, student loans, industrial site preparation grants and surveys, single and multi-family housing, economic development and industrial recruitment, wastewater collection treatment and related facilities, and agricultural development loans. The obligations of such public corporations and authorities are not obligations of the State but are limited obligations of the issuer, payable solely from the revenues pledged for the obligations of each such issuer including, in some cases, earmarked tax revenues and, in other cases, revenues from the projects or programs financed.

**Revenue Bonds**  
**Governmental-type Activities**  
**Debt-Service Requirements to Maturity**  
**(Amounts in Thousand)**

<u>Maturity</u>	<u>Totals</u>	
	<u>Principal</u>	<u>Interest</u>
2022	\$259,085	\$202,440
2023	263,560	191,180
2024	267,440	178,905
2025	260,395	166,736
2026	462,575	152,749
2027-2031	1,370,137	541,401
2032-2036	1,076,435	283,009
2037-2041	653,080	71,078
2042-2044	24,720	1,744
	<u>\$4,637,427</u>	<u>\$1,789,242</u>
Unamortized Premiums	542,349	
Unamortized Discounts	(1,837)	
<b>Totals</b>	<u><u>\$5,177,939</u></u>	

On November 7, 2000, the Alabama voters ratified Amendment 666 that authorized the creation of the Alabama Capital Improvement Trust Fund and the payment of debt service on certain general obligation bonds. Up to 28% of all Oil and Gas Capital payments received into the Alabama Trust Fund are transferred to the Capital Improvement Trust Fund for the payment of debt service on general obligation bonds. Amendment 880 sets the limit for outstanding aggregate principal of general obligation bonds at \$750 million. Alabama's general obligation bond rating is AA+/Aa1/AA by Fitch, Moody's Investors Service, and Standard & Poor's, respectively.

## General Obligation Bonds – Governmental Activities

The State has general obligation bond issues outstanding for the purpose of financing major capital projects for: State Port Authority’s facilities, roads, bridges, Mobile harbor, state parks, youth services facilities, state buildings, conservation and preservation projects, forensic sciences laboratories, agricultural development, diagnostic and research laboratories, improvements to the State’s National Guard Armory and historical projects. General obligation bonds also finance grant programs for public school and college buildings, as well as economic development grants to industry and local government. The full faith and credit of the State is pledged for the payment of the bonds. The following schedule shows the general obligation annual debt service requirements and is followed by a detailed table describing each individual general obligation bond issue outstanding:

### GENERAL OBLIGATION BONDS Debt Service Requirements to Maturity (Amounts in Thousands)

<u>Maturity</u>	<u>Principal</u>	<u>Interest</u>	<u>Total</u>
2023	\$ 52,340	\$ 19,932	\$ 72,272
2024	54,640	17,484	72,124
2025	51,585	15,184	66,769
2026	43,740	12,716	56,456
2027	42,340	11,106	53,446
2028-2032	116,415	35,280	151,695
2033-2037	80,760	13,501	94,261
2038-2039	20,280	1,027	21,307
<b>Total</b>	<b>462,100</b>	<b>\$ 126,230</b>	<b>\$ 588,330</b>
Unamortized Premium	36,979		
	<b>\$ 499,079</b>		

### DEBT RATIOS as of September 30, 2022

	<u>Principal Amount</u>	<u>Debt Per Capita (1)</u>	<u>Debt To Assessed Valuation (2)</u>	<u>Debt To Personal Income (3)</u>
General Obligation Bonds	\$ 462,100,000	\$ 91.69	0.54%	0.19%
Limited Obligation Bonds	5,178,953,000	\$ 1,027.60	6.00%	2.11%
Total	\$ 5,641,053,000	\$ 1,119.28	6.53%	2.30%

(1) Based on 2021 population of 5,039,877

(2) Based on 2021 estimated gross assessed valuation of \$86,343,145,000

(3) Based on 2021 personal income of \$244,978,341,216

**STATE OF ALABAMA BONDED INDEBTEDNESS  
EXCLUDING REFUNDED BONDS**

**GENERAL OBLIGATION BONDS BY DUE DATE**

Fiscal Year	Annual Interest Payments	Annual Principal Payments	Total Annual Payments
2022-2023	19,931,973	52,340,000	72,271,973
2023-2024	17,483,768	54,640,000	72,123,768
2024-2025	15,184,277	51,585,000	66,769,277
2025-2026	12,716,055	43,740,000	56,456,055
2026-2027	11,105,866	42,340,000	53,445,866
2027-2028	9,049,171	21,395,000	30,444,171
2028-2029	8,041,221	22,345,000	30,386,221
2029-2030	6,988,171	23,345,000	30,333,171
2030-2031	6,127,234	24,160,000	30,287,234
2031-2032	5,074,515	25,170,000	30,244,515
2032-2033	4,062,640	16,720,000	20,782,640
2033-2034	3,327,675	15,045,000	18,372,675
2034-2035	2,700,900	15,670,000	18,370,900
2035-2036	2,046,500	16,320,000	18,366,500
2036-2037	1,363,125	17,005,000	18,368,125
2037-2038	766,875	9,885,000	10,651,875
2038-2039	259,875	10,395,000	10,654,875
Total	<b>126,229,841</b>	<b>462,100,000</b>	<b>588,329,841</b>

## REVENUE OBLIGATION BONDS BY DUE DATE

Fiscal Year	Annual Interest Payments	Annual Principal Payments	Total Annual Payments
2023-2024	180,713,213	341,275,488	521,988,701
2024-2025	170,011,514	314,300,488	484,312,002
2025-2026	160,129,713	304,954,488	465,084,201
2026-2027	148,271,297	319,988,488	468,259,785
2027-2028	136,489,730	317,542,317	454,032,047
2028-2029	124,381,104	309,475,000	433,856,104
2029-2030	114,200,500	251,737,000	365,937,500
2030-2031	105,354,216	253,510,000	358,864,216
2031-2032	96,595,803	260,785,000	357,380,803
2032-2033	87,411,290	269,960,000	357,371,290
2033-2034	77,819,083	279,440,000	357,259,083
2034-2035	67,769,616	219,805,000	287,574,616
2035-2036	59,599,358	227,945,000	287,544,358
2036-2037	50,794,041	233,415,000	284,209,041
2037-2038	42,090,532	238,885,000	280,975,532
2038-2039	33,283,277	119,055,000	152,338,277
2039-2040	28,007,114	117,185,000	145,192,114
2040-2041	22,786,420	120,465,000	143,251,420
2041-2042	17,360,730	118,040,000	135,400,730
2042-2043	14,553,741	49,775,000	64,328,741
2043-2044	12,296,988	32,145,000	44,441,988
2044-2045	10,620,300	33,825,000	44,445,300
2045-2046	8,855,963	30,770,000	39,625,963
2046-2047	7,240,538	32,385,000	39,625,538
2047-2048	5,540,325	34,085,000	39,625,325
2048-2049	3,750,863	12,865,000	16,615,863
2049-2050	3,075,450	13,540,000	16,615,450
2050-2051	2,364,600	14,250,000	16,614,600
2051-2052	1,616,475	15,000,000	16,616,475
2052-2053	828,975	15,790,000	16,618,975
<b>Total</b>	<b>1,793,812,769</b>	<b>4,902,193,269</b>	<b>6,696,006,038</b>

**TOTAL BONDED INDEBTEDNESS BY DUE DATE**

<b>Fiscal Year</b>	<b>Annual Interest Payments</b>	<b>Annual Principal Payments</b>	<b>Total Annual Payments</b>
2022-2023	19,931,973	52,340,000	72,271,973
2023-2024	198,196,981	395,915,488	594,112,469
2024-2025	185,195,791	365,885,488	551,081,279
2025-2026	172,845,768	348,694,488	521,540,256
2026-2027	159,377,163	362,328,488	521,705,651
2027-2028	145,538,901	338,937,317	484,476,218
2028-2029	132,422,325	331,820,000	464,242,325
2029-2030	121,188,671	275,082,000	396,270,671
2030-2031	111,481,450	277,670,000	389,151,450
2031-2032	101,670,318	285,955,000	387,625,318
2032-2033	91,473,930	286,680,000	378,153,930
2033-2034	81,146,758	294,485,000	375,631,758
2034-2035	70,470,516	235,475,000	305,945,516
2035-2036	61,645,858	244,265,000	305,910,858
2036-2037	52,157,166	250,420,000	302,577,166
2037-2038	42,857,407	248,770,000	291,627,407
2038-2039	33,543,152	129,450,000	162,993,152
2039-2040	28,007,114	117,185,000	145,192,114
2040-2041	22,786,420	120,465,000	143,251,420
2041-2042	17,360,730	118,040,000	135,400,730
2042-2043	14,553,741	49,775,000	64,328,741
2043-2044	12,296,988	32,145,000	44,441,988
2044-2045	10,620,300	33,825,000	44,445,300
2045-2046	8,855,963	30,770,000	39,625,963
2046-2047	7,240,538	32,385,000	39,625,538
2047-2048	5,540,325	34,085,000	39,625,325
2048-2049	3,750,863	12,865,000	16,615,863
2049-2050	3,075,450	13,540,000	16,615,450
2050-2051	2,364,600	14,250,000	16,614,600
2051-2052	1,616,475	15,000,000	16,616,475
2052-2053	828,975	15,790,000	16,618,975
<b>Total</b>	<b>1,920,042,610</b>	<b>5,364,293,269</b>	<b>7,284,335,879</b>



**STATE GENERAL FUND SUMMARY  
FISCAL YEARS 2019 THROUGH 2024**

	ACTUAL				ESTIMATED	
	FY 2019	FY 2020	FY 2021	FY 2022	FY 2023	FY 2024
Balance to Begin Year	242,088,392	360,518,315	446,035,109	489,699,351	515,845,225	142,900,549
Net Continuing Receipts	2,139,895,063	2,287,712,152	2,549,053,520	2,764,252,301	2,850,548,154	2,854,430,842
Tobacco Transfers to the General Fund	12,059,641	11,464,649	13,104,761	13,500,320	11,166,623	11,791,557
Total Available	2,394,043,096	2,659,695,116	3,008,193,390	3,267,451,972	3,377,560,002	3,009,122,948
Less:						
Expenditures and Encumbrances	2,032,690,781	2,188,135,007	2,464,198,570	2,405,598,832	2,889,587,816	2,969,122,948
Supplemental Appropriations	834,000	20,525,000	31,997,985	273,305,398	248,571,637	
Conditional Appropriations Released					56,500,000	
Conditional Appropriation - Correctional Officers					40,000,000	40,000,000
Balance at End of Year	<u>360,518,315</u>	<u>451,035,109</u>	<u>511,996,835</u>	<u>588,547,742</u>	<u>142,900,549</u>	<u>0</u>
Transfer to General Fund Budget Reserve		5,000,000	22,297,484	72,702,517		
Balance Carried Forward	<u>360,518,315</u>	<u>446,035,109</u>	<u>489,699,351</u>	<u>515,845,225</u>	<u>142,900,549</u>	<u>0</u>

**STATE GENERAL FUND  
NET RECEIPTS  
FISCAL YEARS 2019 THROUGH 2024**

REVENUES	ACTUAL				ESTIMATED	
	FY 2019	FY 2020	FY 2021	FY 2022	FY 2023	FY 2024
Abandoned Property	61,000,000	54,999,999	45,000,000	45,000,315	45,000,000	45,000,000
ABC Board	122,599,970	139,932,451	156,732,630	170,158,894	173,000,000	180,000,000
Ad Valorem Tax	164,661,076	173,618,371	182,200,777	192,180,118	200,000,000	205,000,000
Auto Title Tax	22,587,317	21,635,241	23,704,398	22,506,254	23,000,000	21,000,000
Cellular Telephone Tax	19,348,781	15,108,792	11,209,214	11,253,520	10,000,000	9,000,000
Cigarette Tax	148,920,124	148,507,164	143,374,980	132,170,598	125,000,000	120,000,000
Corporation Tax	95,856,519	96,428,942	98,708,994	98,997,911	104,000,000	104,800,000
Court Cost	59,708,762	54,294,711	59,644,763	60,190,410	60,000,000	55,000,000
Deed Record Tax	11,058,210	11,597,434	16,858,745	20,142,854	12,000,000	10,000,000
Driver's License Fees	17,033,989	17,023,254	17,044,391	16,976,518	17,000,000	17,200,000
Financial Inst. Excise Tax	39,686,474	35,261,906	90,417,436	73,617,451	40,000,000	55,000,000
Freight Line	4,725,315	4,809,330	5,336,768	5,374,347	5,400,000	5,400,000
Hazardous Waste Fees	(231,287)	143,059	59,371	36,863	0	0
Inheritance Tax	0	10,493	(9,341)	(1,152)	0	0
Insurance Co. Taxes	385,145,244	412,104,981	489,046,541	553,986,899	531,000,000	544,250,000
Interest-Alabama Trust Fund	104,228,915	114,945,748	123,577,184	122,499,815	118,659,763	125,245,824
Interest - State Deposits	63,036,403	51,525,317	19,643,088	40,373,734	180,000,000	122,150,000
Judicial Admin. Fees	88,712	75,856	71,890	73,319	70,000	72,000
Leasing/Rental Tax	82,463,257	83,804,669	91,707,455	98,834,022	99,000,000	104,000,000
Lodgings Tax	58,855,436	49,980,778	63,099,773	77,371,409	78,000,000	83,000,000
Manufac Home Registration	525,918	502,961	499,414	507,012	490,000	506,000
Miscellaneous Receipts	4,651,629	4,607,356	4,413,369	5,360,285	4,750,000	5,000,000
Mortgage Record Tax	31,506,248	43,508,119	58,472,445	56,741,221	33,442,427	28,166,161
Motor Vehicle License	46,872,246	46,800,765	50,461,400	50,853,625	51,500,000	53,000,000
Oil and Gas Production Tax	32,210,824	18,843,885	21,846,688	39,266,075	40,000,000	42,000,000
Oil Company Licenses	8,890,802	7,936,157	8,211,500	8,837,904	8,500,000	8,500,000
Pari-mutuel Tax	1,297,972	2,203,929	4,111,999	5,221,291	5,000,000	5,800,000
Privilege License Tax	4,779,709	5,368,407	5,839,549	6,336,932	6,000,000	7,000,000
Public Safety-Miscellaneous	17,745,967	17,099,446	15,962,622	17,409,680	16,500,000	15,500,000
Public Utilities Receipts	24,694,412	24,350,132	23,422,422	18,774,312	20,000,000	19,000,000
Sales & Use Tax	111,941,527	116,094,534	143,006,189	145,511,169	148,697,964	139,002,857
Sales Tax for Parks Bonds	22,564,286	20,882,823	31,154,066	28,670,092	28,000,000	31,000,000
State Securities Commission	11,793,513	11,915,101	12,806,825	14,590,552	14,000,000	16,000,000
Simplified Sellers Use Tax	69,877,795	138,778,497	192,743,076	232,876,678	255,000,000	265,000,000
Tobacco Tax	10,166,162	10,935,831	12,405,619	11,437,902	11,166,623	11,791,557
Tobacco Settlement Funds	2,364,291	2,241,575	2,582,821	2,650,945	2,800,000	3,000,000
Use Tax	205,423,028	210,745,589	237,521,603	272,360,513	290,000,000	300,000,000
Use Tax Discount	4,118,373	4,707,056	5,812,824	6,589,897	7,200,000	7,800,000
Use Tax Remote	33,755,908	35,586,529	39,063,533	47,515,206	50,000,000	55,000,000
Unclassified	75	335	11,922	1,401	0	0
Vapor Products	2,256,444	2,191,802	2,806,678	3,382,084	3,500,000	4,000,000
<b>SUBTOTALS</b>	<b>2,108,210,346</b>	<b>2,211,109,325</b>	<b>2,510,585,621</b>	<b>2,716,638,875</b>	<b>2,817,676,777</b>	<b>2,823,184,399</b>
Transfers and Reversions	43,744,358	88,067,476 (1)	50,954,304	61,113,746	44,038,000	43,038,000
<b>TOTALS</b>	<b>2,151,954,704</b>	<b>2,299,176,801</b>	<b>2,561,539,925</b>	<b>2,777,752,621</b>	<b>2,861,714,777</b>	<b>2,866,222,399</b>

**FOOTNOTES:**

(1) Includes one time deposit of \$17,616,177 for multi-year mandatory liability insurance receipts

**STATE GENERAL FUND AND EARMARKED FUNDS BUDGET SUMMARY**

	FY 2022		FY 2023		FY 2024		FY 2024	
	APPROPRIATIONS		APPROPRIATIONS		BUDGET REQUESTS		GOVERNOR'S RECOMMENDATION	
	GENERAL	EARMARKED	GENERAL	EARMARKED	GENERAL	EARMARKED	GENERAL	EARMARKED
	FUND	FUNDS	FUND	FUNDS	FUND	FUNDS	FUND	FUNDS
<b>I. Legislative</b>								
Examiners of Public Accounts	9,759,684	1,114,183	10,160,010	2,750,366	10,238,342	3,759,175	10,160,010	3,759,175
Legislative Council	3,775,680	0	4,176,945	0	2,150,000	0	2,150,000	0
Legislative Services Agency	6,525,213	260,000	8,591,572	280,000	4,210,932	280,000	4,226,704	280,000
Legislature	28,533,732	0	31,463,466	0	31,538,035	0	26,701,248	0
Office of the Speaker of the House	3,957,182	0	4,178,760	0	1,296,260	0	1,290,652	0
Office of the President Pro Tempore	2,447,535	0	2,280,086	0	1,600,000	0	1,249,251	0
<b>Total Legislative</b>	54,999,026	1,374,183	60,850,839	3,030,366	51,033,569	4,039,175	45,777,865	4,039,175
<b>II. Judicial</b>								
Court of Civil Appeals	6,664,182	0	7,099,402	0	5,279,731	0	5,067,760	0
Court of Criminal Appeals	6,478,230	0	6,885,248	0	5,426,100	0	5,003,424	0
Judicial Inquiry Commission	1,332,029	0	1,162,460	0	982,872	0	952,899	0
Judicial Retirement Fund	2,589,882	0	2,750,339	0	2,838,720	0	2,750,339	0
Supreme Court	13,906,099	0	14,511,254	0	17,602,741	0	14,404,665	179
Supreme Court Library	1,209,585	0	1,335,623	0	1,276,517	0	1,071,695	0
Unified Judicial System	156,684,810	42,362,871	164,418,355	42,362,871	177,367,824	47,009,518	167,165,127	42,362,871
<b>Total Judicial</b>	188,864,817	42,362,871	198,162,681	42,362,871	210,774,505	47,009,518	196,415,909	42,363,050
<b>III. Executive</b>								
Accountancy, Board of Public	0	1,790,600	0	1,795,600	0	1,856,000	0	1,856,000
Adjustment, Board of	3,356,267	0	1,312,002	0	516,500	0	1,516,500	0
Ag & Cons Development Comm	684,452	0	1,008,567	0	2,100,000	0	1,683,567	0
Agriculture Museum Board	304,426	0	7,101	0	0	0	0	0
Agriculture & Industries, Dept	29,171,368	46,436,272	18,322,233	46,874,344	16,768,555	62,764,126	16,522,233	62,764,126
Alabama Office of Minority Affairs	1,545,024	0	2,115,048	0	1,491,840	0	1,187,374	0
Alabama Trust Fund	13,521,968	0	83,471,024	0	13,519,065	0	10265	0
Alcoholic Beverage Control Bd	0	106,036,827	0	119,606,839	0	134,206,289	0	134,206,289
Architects, Board for Reg of	0	577,053	0	577,053	0	588,452	0	588,452
Archives and History	1,902,032	612,928	1,889,750	612,927	2,062,750	663,927	2062750	663,927
Assisted Living Administrators	0	136,500	0	177,900	0	180,650	0	180,650
Athlete Agents Commission, Alabama	0	20,000	0	20,000	0	20,000	0	20,000
Athletic Commission, Alabama	0	275,000	0	275,000	0	275,000	0	275,000
Athletic Trainers, Board of Reg	0	100,000	0	110,000	0	150,000	0	150,000
Attorney General, Office of	12,563,223	13,705,695	13,327,969	14,952,752	12,960,837	16,497,205	13235837	16,497,205
Auctioneers, Al State Board of	0	275,000	0	275,000	0	275,000	0	275,000
Auditor, State	1,048,684	0	1,162,187	0	1,165,780	0	1105819	0
Bail Bonding Board, Alabama Professional	0	90,014	0	147,415	0	250,000	0	250,000

**STATE GENERAL FUND AND EARMARKED FUNDS BUDGET SUMMARY**

	FY 2022		FY 2023		FY 2024		FY 2024	
	APPROPRIATIONS		APPROPRIATIONS		BUDGET REQUESTS		GOVERNOR'S RECOMMENDATION	
	GENERAL	EARMARKED	GENERAL	EARMARKED	GENERAL	EARMARKED	GENERAL	EARMARKED
	FUND	FUNDS	FUND	FUNDS	FUND	FUNDS	FUND	FUNDS
Banking Department	0	20,900,000	0	17,990,000	0	19,399,000	0	19,399,000
Bar Association, Alabama State	0	6,696,500	0	6,736,400	0	6,900,975	0	6,900,975
Building Renovation Finance Authority	1,741,248	0	1,776,455	0	1,741,248	0	1,776,455	0
Child Abuse & Neglect Board	210,199	5,281,350	362,254	11,803,433	710,199	11,310,387	462,254	11,310,387
Children's Services Facilitation Team	0	547,800	0	547,800	0	547,800	0	547,800
Chiropractic Examiners Board	0	728,898	0	645,961	0	902,039	0	902,039
Choctawhatchee-Pea River Cons	15,148	10,000	67,125	10,000	565,983	50,000	0	50,000
Commerce Department	9,254,207	54,968,692	9,768,931	54,941,818	9,121,190	49,448,084	8,284,486	49,448,084
Conservation, Department of	0	379,961,887	0	363,130,568	0	407,572,419	0	407,572,419
Construction Recruitment Institute, Alabama	0	1,750,000	0	1,800,000	0	1,800,000	0	1,800,000
Contractors, Board for General	0	2,679,374	0	2,724,263	0	2,754,816	0	2,754,816
Corrections, Department of	610,724,980	87,161,718	658,134,353	104,837,629	654,232,404	114,946,352	661,732,404	114,946,352
Corrections, Department of - Conditional-Officers	0	0	0	0				
Cosmetology, Alabama Board of	0	3,355,305	0	3,408,500	0	3,408,500	0	3,408,500
Counseling, Alabama Board of	0	900,000	0	900,000	0	975,000	0	975,000
Court Reporting, Alabama Board of	0	200,000	0	200,000	0	200,000	0	200,000
Credit Union Administration	0	2,591,922	0	2,591,922	0	2,558,002	0	2,558,002
Crime Victims Comp Commission	100,000	3,539,281	100,000	3,143,703	100,000	3,885,349	100,000	3,885,349
Debt Service	41,806,157	13,646,972	32,088,552	14,898,422	38,005,970	18,830,396	20,836,757	17,375,686
Debt Service - Corrections Institution Finance Authority	0	0	30,000,000	0	0	0	30,000,000	0
Dietetics and Nutrition Board	0	300,000	0	300,000	0	300,000	0	300,000
District Attorneys	37,958,744	0	41,435,140	0	51,436,991	0	44,243,046	0
Drycleaning Environmental Advisory Bd	0	500,000	0	500,000	0	500,000	0	500,000
Economic & Comm Affairs (ADECA)	43,643,721	327,829,673	51,699,588	308,902,661	38,607,515	445,428,578	31,001,197	440,428,578
Educational Television Commission	500,000	0	500,000	0	0	0	0	0
Electrical Contractors Board	0	925,000	0	925,000	0	925,000	0	925,000
Electronic Security Licensure Board	0	475,000	0	475,000	0	475,000	0	475,000
Emergency Management Agency	6,242,782	104,383,800	6,863,028	133,109,749	10,323,663	160,570,813	7,517,002	160,570,813
Employees Suggestion Incentive Board	44,089	0	53,589	0	9,500	0	9,500	0
Engineers & Land Surveyors Bd	0	2,105,848	0	2,123,390	0	2,219,248	0	2,219,248
Environmental Management	11,388,600	160,292,649	12,327,927	164,354,249	27,938,186	292,054,249	24,482,935	299,304,249
Ethics Commission	2,856,030	0	3,044,369	0	3,692,136	0	2,208,785	0
Finance, Department of	17,953,542	108,040,970	19,418,812	107,411,289	22,738,511	119,504,114	5,687,987	119,504,114
Flexible Employees Benefit Bd	0	1,954,783	0	2,052,552	0	1,882,046	0	1,882,046
Forensic Sciences, Dept of	21,377,285	13,689,844	18,858,701	13,312,431	22,498,007	14,383,255	21,295,257	14,383,255
Foresters, Board for Reg of	0	200,000	0	200,000	0	200,000	0	200,000
Forestry Commission	16,271,021	18,154,856	12,697,672	17,479,958	15,048,732	18,949,357	13,967,086	18,889,357
Forever Wild Trust Fund	0	15,471,784	0	15,355,054	0	16,150,918	0	16,150,918
Forever Wild Trust Stewardship Bd	0	1,500,000	0	1,500,000	0	3,000,000	0	3,000,000
Funeral Services, Board of	0	514,324	0	500,566	0	536,037	0	536,037

**STATE GENERAL FUND AND EARMARKED FUNDS BUDGET SUMMARY**

	FY 2022		FY 2023		FY 2024		FY 2024	
	APPROPRIATIONS		APPROPRIATIONS		BUDGET REQUESTS		GOVERNOR'S RECOMMENDATION	
	GENERAL	EARMARKED	GENERAL	EARMARKED	GENERAL	EARMARKED	GENERAL	EARMARKED
	FUND	FUNDS	FUND	FUNDS	FUND	FUNDS	FUND	FUNDS
Genetic Counseling Board	0	70,000	0	70,000	0	95,000	0	95,000
Geological Survey	4,313,324	3,154,228	4,647,733	3,206,343	5,973,459	3,410,000	4,256,652	3,403,552
Geologists, Al Board of	0	75,000	0	75,000	0	75,000	0	75,000
Governor's Contingency Fund	86,277	0	93,840	0	74,336	0	74,336	0
Governor's Mansion Authority	605,063	0	818,000	0	932,175	0	932,175	0
Governor's Office	5,301,331	0	5,494,668	0	5,910,858	0	5,302,065	0
Governor's Office on Disability	499,800	0	546,995	0	156,196	0	157,080	0
Gov's Office of Volunteer Services (Serve Alabama)	210,917	4,917,617	248,845	4,923,907	115,000	4,917,617	115,000	4,917,617
Health, Department of Public	102,904,369	877,242,998	76,720,031	932,980,408	114,027,078	982,489,661	110,012,076	982,489,661
Health Planning Agency, State	6,999	1,827,318	6,999	2,116,232	6,999	2,244,186	6,999	2,244,186
Hearing Instrument Dealers Bd	0	54,000	0	54,000	0	54,000	0	54,000
Heating/AC Contractors Board	0	1,500,000	0	1,500,000	0	1,500,000	0	1,500,000
Historic Blakeley Authority	0	0	0	0	189,250	1,000,000	0	0
Historical Commission, Alabama	5,060,849	8,458,508	5,292,378	8,739,953	4,403,301	12,749,531	5,779,047	12,554,156
Home Builders Licensure Board	0	4,727,300	0	4,817,300	0	5,200,000	0	5,200,000
Home Medical Equip Services Provider Bd	0	350,000	0	356,200	0	356,200	0	356,200
Human Resources, Dept of	92,154,900	1,885,906,914	107,408,581	3,320,208,250	192,188,721	2,778,307,443	121,405,400	2,778,307,433
Indian Affairs Commission	154,078	110,000	216,044	110,000	330,654	110,000	124,475	110,000
Industrial Development Auth	0	2,320,000	0	2,320,000	0	2,320,000	0	2,320,000
Information Technology, Office of	2,500,000	74,089,901	2,500,000	62,720,680	2,500,000	64,986,704	2,500,000	64,986,704
Insurance Board, Employees'	0	8,231,768	0	8,474,715	0	8,930,606	0	8,930,606
Insurance, Department of	0	60,608,514	0	64,334,382	0	77,135,968	0	77,135,968
Interior Design Board	0	50,000	0	50,000	0	50,000	0	50,000
Interpreters and Transliterators	0	55,000	0	55,000	0	95,000	0	95,000
Labor, Department of	2,332,464	136,602,989	2,746,525	194,654,482	1,389,453	227,862,545	1,323,764	227,862,545
Landscape Architects Board	0	62,000	0	62,000	0	95,000	0	95,000
Law Enforcement Agency	79,424,184	165,862,338	82,532,287	142,812,346	114,211,135	128,230,799	112,112,287	96,230,799
Lieutenant Governor	898,481	0	844,621	0	666,106	0	661,457	0
L.P. Gas Board	0	1,988,092	0	2,057,610	0	2,112,235	0	2,112,235
Manufactured Housing Commission	0	3,560,911	0	3,765,486	0	3,943,725	0	3,943,725
Marriage and Family Therapy Board	0	100,000	0	100,000	0	100,000	0	100,000
Massage Therapy Board	0	325,000	0	325,000	0	425,000	0	425,000
Medicaid Agency, Alabama	769,248,138	7,706,822,824	793,531,700	7,716,444,740	858,000,000	8,352,665,874	862,999,999	8,384,791,168
Medical Cannabis Commission	3,500,000	0	6,352,690	0	2,500,000	1,500,000	2,525,047	1,500,000
Mental Health, Department of	167,209,926	995,939,262	193,994,548	1,029,991,292	235,558,594	1,066,496,234	204,991,459	1,066,496,234
Midwifery, Board of	0	25,000	0	25,000	0	25,000	0	25,000
Military Department	16,008,140	128,578,448	16,845,448	140,319,231	26,307,130	89,072,890	11,527,505	89,072,890
Nursing Home Administrators, Bd	0	118,000	0	118,000	0	118,000	0	118,000
Occupational Therapy, Board of	0	343,936	0	365,554	0	392,922	0	392,922
Oil and Gas Board	3,225,554	754,321	3,644,654	754,321	4,523,932	771,820	3,602,898	771,820

**STATE GENERAL FUND AND EARMARKED FUNDS BUDGET SUMMARY**

	FY 2022		FY 2023		FY 2024		FY 2024	
	APPROPRIATIONS		APPROPRIATIONS		BUDGET REQUESTS		GOVERNOR'S RECOMMENDATION	
	GENERAL	EARMARKED	GENERAL	EARMARKED	GENERAL	EARMARKED	GENERAL	EARMARKED
	FUND	FUNDS	FUND	FUNDS	FUND	FUNDS	FUND	FUNDS
Onsite Wastewater Board	0	445,305	0	464,257	0	538,286	0	538,286
Pardons and Paroles, Board of	81,610,718	11,602,622	84,729,059	10,165,779	87,532,998	8,600,000	87,532,998	8,600,000
Peace Officers' Annuity/Benefit	0	796,470	0	810,700	0	856,700	0	856,700
Peace Officers' Standards and Training Commission	0	0	3,500,000	0	500,000	0	0	0
Personnel Department, State	0	11,425,000	0	13,280,000	0	11,625,000	0	11,625,000
Physical Therapy, Board of	0	637,231	0	644,080	0	662,601	0	662,601
Plumbers and Gas Fitters Board	0	2,206,121	0	2,248,120	0	2,367,704	0	2,367,704
Polygraph Examiners Board	0	40,000	0	40,000	0	40,000	0	40,000
Private Investigation Board	0	153,000	0	195,000	0	242,000	0	242,000
Prosecution Services, Office of	2,336,340	7,446,046	976,828	7,937,643	1,160,000	2,697,208	1,110,072	2,697,208
Prosthetists & Orthotists Board	0	250,000	0	250,000	0	250,000	0	250,000
Psychology, Board of Examiners	0	558,478	0	558,478	0	645,175	0	645,175
Public Service Commission	0	14,274,062	0	14,388,595	0	19,073,078	0	15,073,078
Real Estate Appraisers Board	0	1,200,000	0	1,314,000	0	1,527,113	0	1,527,113
Real Estate Commission, Alabama	0	5,559,061	0	5,347,963	0	4,923,434	0	4,923,434
Respiratory Therapy Board	0	350,000	0	350,000	0	350,000	0	350,000
Revenue Department	363,000	181,390,353	363,000	171,390,353	363,000	171,390,353	363,000	171,390,353
Secretary of State	0	13,393,210	0	13,015,230	0	12,386,000	0	12,386,000
Securities Commission	0	11,797,490	0	13,432,418	0	14,398,202	0	14,398,202
Security Regulatory Board	0	950,000	0	950,000	0	950,000	0	950,000
Senior Services, Department of	35,201,129	126,404,944	36,950,603	140,505,222	43,898,666	146,899,740	42,795,395	146,899,740
Social Work Examiners Board	0	402,200	0	402,200	0	451,337	0	451,337
Soil & Water Conservation Comm	3,109,288	20,806,000	3,565,249	24,006,000	3,799,126	30,006,000	3,394,550	30,006,000
Speech Pathology Examiners Bd	0	291,694	0	300,293	0	329,478	0	329,478
Surface Mining Commission, Al	715,944	4,972,201	725,291	5,167,557	996,073	26,789,694	725,291	10,470,767
Tax Tribunal, Alabama	0	990,650	0	1,040,059	0	1,257,957	0	1,257,957
Tennessee-Tombigbee Waterway	105,000	0	105,000	0	135,000	262,400	105,000	0
Tourism and Travel, Bureau of	9,104,437	22,000,000	6,204,437	23,847,000	6,204,437	31,022,516	5,929,437	31,022,516
Transportation Department	0	1,676,000,000	0	1,642,463,776	0	2,028,065,250	0	2,028,065,250
Treasurer, State	0	4,900,186	0	4,832,016	0	5,092,696	0	5,092,696
Under/Aboveground Storage Tank Board	0	150,000	0	150,000	0	150,000	0	150,000
Veterans Affairs, Dept of	9,504,477	89,152,123	2,724,290	114,835,906	2,433,337	153,939,330	2,949,737	153,939,330
Veterinary Medical Examiners	0	657,794	0	750,711	0	780,179	0	780,179
Women's Commission, Alabama	0	25,000	4,511	35,000	0	35,000	0	35,000
Youth Services, Department of	6,704,537	31,399,321	6,704,537	21,359,284	7,704,537	25,619,807	7,204,537	25,619,807
<b>Total Executive</b>	<b>2,290,584,861</b>	<b>15,828,772,868</b>	<b>2,472,851,769</b>	<b>17,429,622,220</b>	<b>2,672,047,113</b>	<b>18,464,357,581</b>	<b>2,513,449,234</b>	<b>18,443,435,005</b>
<b>IV. Other Appropriations</b>								
Arrest of Absconding Felons	24,735	0	44,470	0	24,735	0	24,735	0

**STATE GENERAL FUND AND EARMARKED FUNDS BUDGET SUMMARY**

	FY 2022		FY 2023		FY 2024		FY 2024	
	APPROPRIATIONS		APPROPRIATIONS		BUDGET REQUESTS		GOVERNOR'S RECOMMENDATION	
	GENERAL	EARMARKED	GENERAL	EARMARKED	GENERAL	EARMARKED	GENERAL	EARMARKED
	FUND	FUNDS	FUND	FUNDS	FUND	FUNDS	FUND	FUNDS
Automatic Appeal Expenses	33	0	33	0	33	0	33	0
Corrections Facilities Maintenance Fund	0	0	1,835,000	0	0	0	1,835,000	0
County Gov't Cap Improvement	0	31,961,604	0	29,123,407	0	35,505,272	0	35,505,272
Court-Assessed Costs-Finance	5,500,000	0	5,500,000	0	5,500,000	0	5,500,000	0
Court-Assessed Costs-AG	264,500	0	264,500	0	264,500	0	264,500	0
Automatic Appeal Expense Cases	15,630	0	15,630	0	15,630	0	15,630	0
Court Costs-Act 558, 1957	81	0	81	0	81	0	81	0
Distribution of Public Documents	319,563	0	454,038	0	483,000	0	483,000	0
Elections Expenses	8,615,000	0	8,615,000	0	8,615,000	0	8,615,000	0
Election, Training Officials	65,595	0	49,313	0	31,239	0	31,239	0
Emergency Fund, Departmental	16,165,287	0	20,810,979	0	6,807,038	0	6,807,038	0
Emergency Prisoner Feeding Fund	0	0	500,000	0	500,000	0	500,000	0
Fair Trial Tax Transfer	85,500,000	0	85,500,000	0	85,500,000	0	85,500,000	0
Feeding of Prisoners	11,977,500	0	11,977,500	0	11,977,500	0	11,977,500	0
Finance-CMIA	10,000	0	123,603	0	120,000	0	120,000	0
Finance-FEMA	1,944,264	0	5,287,908	0	5,760,099	0	5,760,099	0
Forest Fire Fund, Emergency	250,000	0	250,000	0	250,000	0	250,000	0
Governor's Conference, National	148,250	0	149,850	0	149,850	0	149,850	0
Governor's Proclamation Expense	555,797	0	642,408	0	236,250	0	236,250	0
Governor's Widows Retirement	6,048	0	6,048	0	6,048	0	6,048	0
Law Enforcement Agency - Emergency Code	56,700	0	56,700	0	56,700	0	56,700	0
Law Enforcement Agency - SBI Cost of Evidence	118,125	0	118,125	0	118,125	0	118,125	0
Law Enforcement Fund	10,000	0	10,000	0	10,000	0	10,000	0
Law Enforcement Legal Defense	819	0	819	0	819	0	819	0
Local Government Pistol Permit Revenue Loss Fund	0	0	5,000,000	0	5,000,000	0	5,000,000	0
Littleton, Joseph Michael - wrongful incarceration	25,000	0	0	0	0	0	0	0
Military-Emergency Active Duty	500,000	0	500,000	0	1,394,000	0	1,394,000	0
Municipal Gov't Cap Improvement	0	31,961,604	0	29,123,407	0	35,505,272	0	35,505,272
Printing Code & Supp-Sec of St	951,268	0	300,000	0	250,000	0	250,000	0
Printing Leg Acts & Journals	142,467	0	50,000	0	50,000	0	50,000	0
Registration of Voters - Photo Voter Identification	1,405,566	0	904,000	0	904,000	0	904,000	0
Registration of Voters - Voter Registrars	4,255,000	0	4,375,117	0	4,255,000	0	4,255,000	0
Removal of Prisoners	1,793,800	0	1,100,000	0	1,100,000	0	1,100,000	0
Williams, Antonio Shawn - wrongful incarceration	50,000	0	0	0	0	0	0	0
Dandridge, Beniah - wrongful incarceration	100,000	0	50,000	0	0	0	0	0
Grimes, Dan - wrongful incarceration	100,000	0	50,000	0	0	0	0	0
Lee, Bridget - wrongful incarceration	0	0	50,000	0	0	0	0	0
<b>Total Other Appropriations</b>	140,871,028	63,923,208	154,591,122	58,246,814	139,379,647	71,010,544	141,214,647	71,010,544

**STATE GENERAL FUND AND EARMARKED FUNDS BUDGET SUMMARY**

	FY 2022		FY 2023		FY 2024		FY 2024	
	APPROPRIATIONS		APPROPRIATIONS		BUDGET REQUESTS		GOVERNOR'S RECOMMENDATION	
	GENERAL	EARMARKED	GENERAL	EARMARKED	GENERAL	EARMARKED	GENERAL	EARMARKED
	FUND	FUNDS	FUND	FUNDS	FUND	FUNDS	FUND	FUNDS
<b>TOTAL GENERAL FUND/OTHER/CAPITAL</b>	2,675,319,732	15,936,433,130	2,886,456,411	17,533,262,271	3,073,234,834	18,586,416,818	2,896,857,655	18,560,847,774
<b>V. Transfers/Departmental Receipts</b>								
Alabama Trust Fund	2,228	0	0	0	0	0	0	0
Corrections Institute Finance Authority	29,997,772	0	0	0	0	0	0	0
COLA for State Employees	0	0	0	0	0	0	14,500,000	0
SEIB - Fund at \$977/pmpm	0	0	0	0	0	0	5,600,000	0
Retiree Bonus	0	0	4,800,000	0	0	0	0	0
Inflationary Increase	0	0	0	0	0	0	50,000,000	0
General Fund Budget Reserve	72,702,517	0	0	0	0	0	0	0
Governor Revenue Sharing Interest	97,946	0	29,153	0	0	0	2,713	0
Medicaid General Fund Unencumbered Balance, Estimated	215,751,799	0	297,951,602	0	0	0	0	0
Senior Services - Medicaid Waiver	2,638,413	0	1,992,947	0	1,992,947	0	1,992,947	0
Department of Corrections - Capital Improvement Fund	135,000,000	0	0	0				
<b>Total Transfers/Departmental Receipts</b>	456,190,675	0	304,773,702	0	1,992,947	0	72,095,660	0
<b>TOTAL GEN FUND/OTHER/TRANSFERS</b>	3,131,510,407	15,936,433,130	3,191,230,113	17,533,262,271	3,075,227,781	18,586,416,818	2,968,953,315	18,560,847,774
<b>VI. Non-State Agencies</b>								
Coalition/Domestic Violence	169,633	0	169,633	0	0	0	169,633	0
<b>Total Non-State Agencies</b>	169,633	0	169,633	0	0	0	169,633	0
<b>Total Appropriations</b>	<b>3,131,680,040</b>	<b>15,936,433,130</b>	<b>3,191,399,746</b>	<b>17,533,262,271</b>	<b>3,075,227,781</b>	<b>18,586,416,818</b>	<b>2,969,122,948</b>	<b>18,560,847,774</b>
<b>VII. Conditional Appropriations</b>								
Port Authority	3,500,000	0	3,500,000	0	3,500,000	0	3,500,000	0
Peace Officers' Standards and Training Commission	0	0	3,500,000	0	0	0	0	0
Correctional Facilities Maintenance Fund	0	0	10,000,000	0	0	0	0	0
Legislative Services Agency	0	0	3,000,000	0	0	0	3,000,000	0
Department of Corrections - Capital Improvement Fund	0	0	40,000,000	0	0	0	50,000,000	0
Corrections, Department of - Officers	37,800,000	0	40,000,000	0	0	0	40,000,000	0
<b>Total Conditional Appropriations Not Released</b>	41,300,000	0	100,000,000	0	3,500,000	0	96,500,000	0
<b>VIII. Agency Transfers to General Fund</b>								
From Public Service Commission	10,000,000	0	7,000,000	0	0	0	6,000,000	0
From Revenue	16,505,000	0	16,505,000	0	0	0	16,505,000	0



**STATE GENERAL FUND AND EARMARKED FUNDS BUDGET SUMMARY**

	FY 2022		FY 2023		FY 2024		FY 2024	
	APPROPRIATIONS		APPROPRIATIONS		BUDGET REQUESTS		GOVERNOR'S RECOMMENDATION	
	GENERAL FUND	EARMARKED FUNDS	GENERAL FUND	EARMARKED FUNDS	GENERAL FUND	EARMARKED FUNDS	GENERAL FUND	EARMARKED FUNDS
From Securities Commission	1,000,000	0	1,000,000	0	0	0	1,000,000	0
<b>Total Transfers to General Fund</b>	27,505,000	0	24,505,000	0	0	0	23,505,000	0

**EDUCATION TRUST FUND SUMMARY  
FISCAL YEARS 2019 THROUGH 2024**

	ACTUAL				ESTIMATED	
	FY 2019	FY 2020	FY 2021	FY 2022	FY 2023	FY 2024
Balance to Begin Year	14,441,002	34,438,145	60,536,098	1,330,783,131	2,907,418,790	2,244,028,212
Net Receipts	7,215,276,203	7,439,571,740	8,643,813,063	10,419,531,598	10,505,618,861	10,905,909,494
Transfer from Budget Stabilization Fund		301,665,743				
Total Receipts	<u>7,215,276,203</u>	<u>7,741,237,483</u>	<u>8,643,813,063</u>	<u>10,419,531,598</u>	<u>10,505,618,861</u>	<u>10,905,909,494</u>
Total Available	7,229,717,205	7,775,675,628	8,704,349,161	11,750,314,729	13,413,037,651	13,149,937,706
Less:						
Expenditures and Encumbrances	6,608,919,870	7,067,766,578	7,161,304,012	7,559,612,323	8,381,342,130	8,798,594,041
Supplemental Appropriations	6,940,612	32,030,721	72,262,018	415,223,019	2,787,667,309	
Transfer to Repay Budget Stabilization Fund		301,665,743				
	<u>613,856,723</u>	<u>374,212,586</u>	<u>1,470,783,131</u>	<u>3,775,479,387</u>	<u>2,244,028,212</u>	<u>4,351,343,665</u>
Balance at End of Year						
Transfer to Budget Stabilization Fund	66,502,986	71,603,334	75,000,000	117,681,460		
Transfer to Adv. and Tech. Fund	512,915,592	242,073,154	65,000,000	750,379,137		
Balance Carried Forward	<u>34,438,145</u>	<u>60,536,098</u>	<u>1,330,783,131</u>	<u>2,907,418,790</u>	<u>2,244,028,212</u>	<u>4,351,343,665</u>

**EDUCATION TRUST FUND  
NET RECEIPTS  
FISCAL YEARS 2019 THROUGH 2024**

REVENUES	ACTUAL				ESTIMATED	
	FY 2019	FY 2020	FY 2021	FY 2022	FY 2023	FY 2024
Beer Tax	22,594,709	22,313,700	23,444,102	22,347,817	23,000,000	23,500,000
Court Costs	0	0	8,526	59,439	60,000	60,000
Hydroelectric Tax	401,355	508,205	1,152,767	575,509	600,000	615,000
Income Tax	4,548,470,728	4,657,167,331	5,643,876,383	7,182,568,355	7,200,000,000	7,500,000,000
Insurance Premium Tax	30,993,296 (1)	30,993,295 (1)	0 (2)	0 (2)	0 (2)	0 (2)
Mobile Telecom Tax	11,924,392	9,804,424	7,854,608	7,876,761	7,600,000	7,334,000
Sales Tax	2,013,911,327	2,084,997,958	2,320,781,188	2,479,655,623	2,541,647,014	2,605,188,189
Store & Passenger Bus Licenses	125,217	108,040	114,195	113,521	110,000	115,000
Use Tax	150,447,230	171,835,154	189,176,846	224,561,281	239,112,852	255,611,639
Use Tax - Remote Sellers	11,251,939	11,862,145	13,021,155	15,838,365	16,666,711	18,333,383
Use Tax - Simplified Sellers	23,292,598	46,259,499	64,247,692	77,625,560	84,999,988	93,329,987
Utility Tax	401,311,660	388,005,781	379,592,951	406,487,071	390,000,000	400,000,000
Unclassified	0	14,705	4,630	0	0	0
<b>SUBTOTALS</b>	<b>7,214,724,451</b>	<b>7,423,870,237</b>	<b>8,643,275,043</b>	<b>10,417,709,302 (2)</b>	<b>10,503,796,565</b>	<b>10,904,087,198</b>
Miscellaneous Transfers and Reversions	551,752	15,701,503	538,020	1,822,296	1,822,296	1,822,296
<b>TOTALS</b>	<b><u>7,215,276,203</u></b>	<b><u>7,439,571,740</u></b>	<b><u>8,643,813,063</u></b>	<b><u>10,419,531,598</u></b>	<b><u>10,505,618,861</u></b>	<b><u>10,905,909,494</u></b>
<b>EXTRAORDINARY ITEMS:</b>						
Transfer from Budget Stabilization Fund	0	301,665,743	0	0	0	0
<b>SUBTOTALS</b>	<b><u>0</u></b>	<b><u>301,665,743</u></b>	<b><u>0</u></b>	<b><u>0</u></b>	<b><u>0</u></b>	<b><u>0</u></b>
<b>GRAND TOTALS</b>	<b><u>7,215,276,203</u></b>	<b><u>7,741,237,483</u></b>	<b><u>8,643,813,063</u></b>	<b><u>10,419,531,598</u></b>	<b><u>10,505,618,861</u></b>	<b><u>10,905,909,494</u></b>

Footnotes:

- (1) Capped at FY 1992 level as provided by Act 93-679
- (2) Insurance premium tax deposited to General Fund per Act 2019-392

**EDUCATION TRUST FUND AND EARMARKED FUNDS BUDGET SUMMARY**

	FY 2022		FY 2023		FY 2024		FY 2024	
	APPROPRIATIONS		APPROPRIATIONS		BUDGET REQUESTS		GOVERNOR'S RECOMMENDATION	
	ETF	EARMARKED FUNDS	ETF	EARMARKED FUNDS	ETF	EARMARKED FUNDS	ETF	EARMARKED FUNDS
<b><u>LEGISLATIVE</u></b>								
Examiners of Public Accounts	10,510,734	0	11,911,966	0	10,681,750	0	10,761,477	0
Legislative Services Agency	4,358,479	0	4,819,364	0	3,698,981	0	3,718,874	0
Legislature	6,397,947	0	8,021,960	0	8,021,960	0	4,289,685	0
<b>TOTAL LEGISLATIVE</b>	<b>21,267,160</b>	<b>0</b>	<b>24,753,290</b>	<b>0</b>	<b>22,402,691</b>	<b>0</b>	<b>18,770,036</b>	<b>0</b>
<b><u>EXECUTIVE</u></b>								
Agriculture and Industries, Dept of	0	0	0	0	400,000	0	400,000	0
American Legion and Auxiliary Scholarships	112,500	0	112,500	0	0	0	112,500	0
Archives and History Department	8,777,025	0	10,337,545	0	8,473,992	0	7,603,423	0
Arts, Alabama State Council on the	7,078,001	930,000	7,919,777	881,700	9,688,064	950,000	7,756,197	950,000
Child Abuse and Neglect Prevention Board	5,758,802	0	7,268,270	0	8,768,270	0	8,924,522	0
Commerce, Department of	71,232,610	0	74,890,922	0	75,890,922	0	83,582,290	0
Community College System Board of Trustees, Alabama	495,202,455	604,471,914	515,754,907	883,069,121	580,640,508	750,401,250	549,278,976	750,401,250
Cyber and Engineering, Alabama School of	7,139,570	51,000	9,882,789	0	12,165,289	299,185	10,357,364	299,185
Debt Service	32,762,356	0	31,765,000	0	31,274,105	0	31,274,105	0
Dental Scholarship Awards, Board of	731,166	0	731,166	0	731,166	0	731,166	0
Early Childhood Education, Department of	168,050,653	30,175,000	209,462,786	31,974,000	216,615,135	20,914,288	194,570,293	20,914,288
Economic and Community Affairs, Department of	26,840,199	0	31,417,093	0	32,000,000	0	32,000,000	0
Education, State Board of - Local Boards	4,626,828,866	895,071,314	4,858,138,265	938,773,489	5,471,741,997	976,210,885	5,123,866,209	966,326,746
Education, State Department of	391,346,379	1,411,167,701	531,107,880	4,376,749,101	688,849,765		530,303,916	4,377,219,250
Educational Television Commission	12,665,757	1,999,370	15,886,422	1,629,789	12,385,940	1,774,000	9,635,064	1,774,000
Evaluation of Services, Alabama Commission on the	2,484,229	0	2,487,410	0	571,815	0	581,165	0
Executive Commission on Community Service Grants	10,046,800	0	11,518,800	0	0	0	11,504,798	0
Family Practice Rural Health Board	2,702,161	0	2,702,161	0	2,702,161	0	2,702,161	0
Finance, Department of	465,751	0	920,954	0	976,856	0	936,418	0
Finance - Teachers' Unused Sick Leave Upon Death	1,739,708	0	2,000,000	0	2,000,000	0	2,000,000	0
Fine Arts, Alabama School of	9,397,627	837,500	10,303,387	482,000	10,734,469	717,500	10,859,530	717,500
Fire College, Alabama	7,381,027	1,727,896	6,087,282	2,088,422	6,478,742	5,699,509	6,581,420	5,699,509
Forestry Commission, Alabama	0	0	0	0	60,000	0	0	0
Geological Survey	7,527,285	0	7,549,458	0	594,275	0	554,197	0
Gov's Office of Volunteer Services (Serve Alabama)	406,150	0	530,401	0	385,569	0	392,622	0
Health, Department of Public	17,563,033	0	17,099,655	0	17,788,683	0	17,419,868	0
Higher Education, Alabama Commission on	49,693,711	436,239	61,212,986	436,239	77,473,210	436,239	63,274,338	436,239
Historical Commission	3,417,038	0	4,092,038	0	4,592,038	0	4,236,751	0
Human Resources, Department of	36,096,461	0	50,502,437	0	99,646,945	0	80,877,149	0

**EDUCATION TRUST FUND AND EARMARKED FUNDS BUDGET SUMMARY**

	FY 2022		FY 2023		FY 2024		FY 2024	
	APPROPRIATIONS		APPROPRIATIONS		BUDGET REQUESTS		GOVERNOR'S RECOMMENDATION	
	ETF	EARMARKED FUNDS	ETF	EARMARKED FUNDS	ETF	EARMARKED FUNDS	ETF	EARMARKED FUNDS
Law Enforcement Agency, State	584,088	0	591,776	0	870,391	0	945,676	0
Library Service, Alabama Public	13,498,145	3,097,396	14,362,700	3,097,396	15,170,127	3,097,396	14,978,329	3,097,396
Lieutenant Governor	92,654	0	116,014	0	114,312	0	116,090	0
Marine Environmental Sciences Consortium	10,750,849	15,153,781	5,500,849	15,098,599	40,150,000	15,683,674	6,250,000	15,683,674
Math and Science, Alabama School of	9,609,663	986,000	10,635,633	1,177,850	10,915,456	1,372,000	10,433,194	1,372,000
Medical Scholarship Awards, Board of	2,440,014	400,000	2,440,014	400,000	2,440,014	400,000	2,440,014	400,000
Mental Health, Department of	60,243,972	0	67,934,836	0	69,967,566		69,780,587	0
Music Hall of Fame	278,728	122,207	220,344	136,703	400,000	302,210	202,900	302,210
Nursing, Alabama Board of	616,027	8,635,769	646,027	9,352,541	616,027	10,712,600	616,027	10,712,600
Optometric Scholarship Awards, Board of	200,000	0	200,000	0	500,000	0	200,000	0
Peace Officers' Standards and Training Commission	1,253,995	2,000,000	2,595,995	2,069,027	2,595,995	2,069,027	2,119,368	2,069,027
Physical Fitness, Commission on	2,036,643	16,135	2,197,630	16,135	2,243,220	16,135	2,243,636	16,135
Rehabilitation Services, Department of	50,460,696	158,741,650	51,655,677	162,587,836	51,655,677	177,691,092	52,141,892	177,691,092
Sickle Cell Oversight and Regulatory Commission	1,647,553	0	1,682,231	0	1,681,613	0	1,681,613	0
Space Science Exhibit Commission	5,839,000	23,991,000	2,250,000	30,892,000	3,000,000	42,797,500	2,250,000	42,797,500
Supercomputer Authority	16,911,231	6,500,000	19,432,955	7,000,000	23,932,955	7,000,000	22,444,873	7,000,000
Veterans' Affairs, Department of	69,143,866	0	67,030,951	0	63,143,996	0	62,530,364	0
Youth Services, Department of	57,602,741	0	58,492,655	0	65,692,655	0	62,155,215	0
<b>TOTAL EXECUTIVE</b>	<b>6,306,657,185</b>	<b>3,166,511,872</b>	<b>6,789,668,578</b>	<b>6,467,911,948</b>	<b>7,728,719,920</b>	<b>2,018,544,490</b>	<b>7,105,846,220</b>	<b>6,385,879,601</b>
<b>COLLEGES AND UNIVERSITIES</b>								
Alabama A & M University	49,077,392	148,344,267	50,729,922	178,742,746	134,560,316	173,590,013	53,771,418	173,590,013
Alabama A & M University - Miles College	383,486	0	493,486	0	532,965	0	493,486	0
Alabama State University	53,811,244	107,932,263	55,871,225	109,722,112	68,097,431	92,326,589	59,164,786	92,326,589
University of Alabama	194,970,221	1,142,331,567	212,885,740	1,203,297,098	233,853,254	1,259,412,376	229,905,984	1,259,412,376
University of Alabama - Birmingham	332,571,219	3,372,856,998	352,836,851	3,531,597,425	384,634,515	3,655,190,225	374,266,862	3,655,190,225
University of Alabama - Huntsville	76,322,523	274,764,008	63,678,125	285,452,347	70,490,309	303,321,875	68,328,381	303,321,875
Athens State University	16,670,494	44,997,663	19,444,951	47,319,061	23,330,304	47,168,919	20,487,367	47,168,919
Auburn University System	322,746,043	1,225,510,013	335,543,459	1,262,591,929	368,047,062	1,296,860,733	361,482,999	1,296,860,733
Jacksonville State University	46,786,485	183,419,381	51,028,490	190,443,640	60,898,754	201,022,242	53,428,224	201,022,242
University of Montevallo	26,959,955	58,282,457	27,232,352	59,671,310	32,682,352	62,677,322	28,843,970	62,677,322
University of North Alabama	43,110,091	103,107,551	45,004,247	104,459,227	55,804,000	123,434,717	48,855,509	123,434,717
University of South Alabama	136,597,530	905,780,779	140,713,869	973,825,805	155,285,256	1,177,049,259	150,374,562	1,177,049,259
Troy University System	63,877,662	208,223,776	68,023,640	224,441,593	85,050,000	209,841,056	74,811,358	209,841,056
University of West Alabama	22,065,195	53,656,006	25,656,648	56,671,936	31,304,329	52,977,231	27,710,078	52,977,231
University of West Alabama - Stillman College	100,000	0	100,000	0	0	0	100,000	0

**EDUCATION TRUST FUND AND EARMARKED FUNDS BUDGET SUMMARY**

	FY 2022		FY 2023		FY 2024		FY 2024	
	APPROPRIATIONS		APPROPRIATIONS		BUDGET REQUESTS		GOVERNOR'S RECOMMENDATION	
	ETF	EARMARKED FUNDS	ETF	EARMARKED FUNDS	ETF	EARMARKED FUNDS	ETF	EARMARKED FUNDS
<b>TOTAL COLLEGES AND UNIVERSITIES</b>	1,386,049,540	7,829,206,729	1,449,243,005	8,228,236,229	1,704,570,847	8,654,872,557	1,552,024,984	8,654,872,557
<b>OTHER APPROPRIATIONS</b>								
Alabama Innovation Fund	73,420,133	0	33,420,133	0	33,420,133	0	33,420,133	0
Deaf and Blind, Alabama Institute for	64,218,172	45,086,046	69,647,128	42,123,820	75,326,700	45,606,213	73,922,672	45,606,213
Transfer to ETF Budget Stabilization Fund	117,681,460	0	0	0	0	0		
Transfer to ETF Advancement and Technology Fund	750,379,137	0	0	0	0	0		
Teachers' Retirement System	58,400,000	0	0	0	0	0	0	0
Treasury - PACT Payment	209,555,200	0	0	0	0	0	0	0
<b>TOTAL OTHER APPROPRIATIONS</b>	1,273,654,102	45,086,046	103,067,261	42,123,820	108,746,833	45,606,213	107,342,805	45,606,213
<b>TOTAL ETF BILL</b>	<b>8,987,627,987</b>	<b>11,040,804,647</b>	<b>8,366,732,134</b>	<b>14,738,271,997</b>	<b>9,564,440,291</b>	<b>10,719,023,260</b>	<b>8,783,984,045</b>	<b>15,086,358,371</b>
<b>NON-STATE APPROPRIATIONS</b>								
Network of Child Advocacy Centers	0	0	0	0	0	0	0	0
<b>TOTAL NON-STATE APPROPRIATIONS</b>	0	0	0	0	0	0	0	0
<b>PRIVATE SCHOOLS</b>								
Southern Preparatory Academy	389,327	0	389,327	0	389,327	0	389,327	0
Talladega College	1,003,976	0	1,069,234	0	1,122,696	0	1,069,234	0
<b>TOTAL PRIVATE SCHOOLS</b>	1,393,303	0	1,458,561	0	1,512,023	0	1,458,561	0
<b>STATE RELATED SCHOOLS</b>								
Tuskegee University	14,327,156	0	13,151,435	0	16,985,978	0	13,151,435	0
<b>TOTAL STATE RELATED SCHOOLS</b>	14,327,156	0	13,151,435	0	16,985,978	0	13,151,435	0
<b>TOTAL SEPARATE BILLS</b>	<b>15,720,459</b>	<b>0</b>	<b>14,609,996</b>	<b>0</b>	<b>18,498,001</b>	<b>0</b>	<b>14,609,996</b>	<b>0</b>
<b>TOTAL ETF APPROPRIATIONS</b>	<b>9,003,348,446</b>	<b>11,040,804,647</b>	<b>8,381,342,130</b>	<b>14,738,271,997</b>	<b>9,582,938,292</b>	<b>10,719,023,260</b>	<b>8,798,594,041</b>	<b>15,086,358,371</b>
<b>GRAND TOTAL ETF APPROPRIATIONS</b>	<b>9,003,348,446</b>	<b>11,040,804,647</b>	<b>8,381,342,130</b>	<b>14,738,271,997</b>	<b>9,582,938,292</b>	<b>10,719,023,260</b>	<b>8,798,594,041</b>	<b>15,086,358,371</b>

**ALABAMA SPECIAL MENTAL HEALTH TRUST FUND  
FISCAL YEARS 2022 THROUGH 2024**

	Actual 2022	Budgeted 2023	Requested 2024	Increase (Decrease)		Governor's Recommendation 2024
				Prior Year		
				Amount	Percent	
Unencumbered Balance Brought Forward	6,316,320	5,488,486	5,488,486	0	0.00	5,488,486
<b>RECEIPTS:</b>						
Distillers' and Whiskey Tax Profits	28,203,404	28,346,194	30,504,802	2,158,608	762.00	30,504,802
Table Wine Tax	80,725	31,672	97,677	66,005	20840.00	97,677
Public Utilities:						
Electricity/Water and Gas	135,745,267	143,529,661	138,328,525	(5,201,136)	(362.00)	138,328,525
Hydroelectric	794,751	791,248	800,000	8,752	111.00	800,000
Telephone (a)	14,600,000	14,600,000	14,600,000	0	0.00	14,600,000
Contractors' Gross Receipts Tax	29,519,413	36,281,822	39,165,819	2,883,997	795.00	39,165,819
Insurance Premium Paid by Blue Cross (b)	4,525,338	4,525,338	4,525,338	0	0.00	4,525,338
Reversions	13809203	0	0	0		0
<b>TOTAL RECEIPTS</b>	<b>227,278,101</b>	<b>228,105,935</b>	<b>228,022,161</b>	<b>(83,774)</b>	<b>(0.04)</b>	<b>228,022,161</b>
<b>TOTAL AVAILABLE</b>	<b>233,594,421</b>	<b>233,594,421</b>	<b>233,510,647</b>	<b>(83,774)</b>	<b>(0.04)</b>	<b>233,510,647</b>
<b>PAYMENTS AND/OR APPROPRIATIONS:</b>						
Commitment for Hardin Renovation and Construction						
Department of Mental Health	228,105,935	228,105,935	228,022,161	(83,774)	(0.04)	228,022,161
Unencumbered Balance	5,488,486	5,488,486	5,488,486	0	0.00	5,488,486

a) Capped at \$14.6 million as provided by Act 92-623

b) Capped at FY 92 level as provided by Act 93-679

**TOBACCO SETTLEMENT FUNDS  
FISCAL YEARS 2022 THROUGH 2024**

	<b>FY 2022</b>	<b>FY 2023</b>	<b>FY 2024</b>	<b>FY 2024</b>
	<b>APPROPRIATIONS</b>	<b>APPROPRIATIONS</b>	<b>REQUESTED</b>	<b>GOVERNOR'S RECOMMENDATION</b>
<b>CHILDREN FIRST TRUST FUND:</b>				
Department of Public Health	4,710,970	4,717,267	4,745,654	4,745,654
Department of Human Resources	11,000,000	11,000,000	11,000,000	9,871,073
Children's Trust Fund	2,415,288	2,415,288	2,415,288	2,415,288
Multiple Needs Children's Fund	4,354,550	4,358,550	4,358,550	4,358,550
Department of Mental Health	2,142,457	2,142,457	2,142,457	2,142,457
Juvenile Probation Officers Fund	4,646,647	4,646,647	4,646,647	4,646,647
Department of Youth Services	8,107,318	8,107,318	8,107,318	8,107,318
Alabama Medicaid Agency	1,823,921	1,643,289	1,643,289	1,643,289
ABC Board	426,500	426,500	426,500	426,500
Forensic Sciences	494,309	494,309	494,309	494,309
Rehabilitation Services	246,763	246,763	246,763	246,763
<b>Total Children First Trust Fund</b>	<b>40,368,723</b>	<b>40,198,388</b>	<b>40,226,775</b>	<b>39,097,848</b>
Department of Early Childhood Education	395,204	500,000	500,000	500,000
21st Century Debt Service	16,000,000	16,000,000	16,000,000	16,000,000
Senior Services Trust Fund	1,425,727	1,413,775	1,536,309	1,536,309
Alabama Medicaid Agency	27,296,434	32,333,121	32,333,121	30,482,005
Dept. of Senior Services-Medicaid Waiver	1,992,947	1,992,947	1,992,947	1,992,947
<b>Total 21st Century</b>	<b>87,479,035</b>	<b>92,438,231</b>	<b>92,589,152</b>	<b>89,609,109</b>

FY 2022 Appropriations in Act 2021-371  
FY 2023 Appropriations in Act 2022-158





EXECUTIVE  
BUDGET  
SUMMARIES



# LEGISLATIVE



**EXAMINERS OF PUBLIC ACCOUNTS**

	Actual 2022	Budgeted 2023	Requested 2024	Increase/(Decrease) From Prior Year		Governor's Recommendation 2024
				Amount	Percent	
Unencumbered Balance Brought Forward	6,405,842	10,224,266	10,224,266	0	—	10,224,266
<b>RECEIPTS:</b>						
Federal and Local Funds:						
Federal Funds	5,066,964	2,523,170	3,100,000	576,830	22.86	3,100,000
State Funds:						
State General Fund	9,562,465	9,759,684	10,238,342	478,658	4.90	10,160,010
State General Fund - COLA	197,219	400,326	0	(400,326)	(100.00)	0
State General Fund - Retiree Bonus	0	78,332	0	(78,332)	(100.00)	0
Education Trust Fund	10,035,734	10,681,750	10,681,750	0	—	10,761,477
Education Trust Fund - Supplemental Appropriation	475,000	0	0	0	.....	0
Education Trust Fund - Reversion Reappropriated	0	1,230,216	0	(1,230,216)	(100.00)	0
<b>TOTAL RECEIPTS</b>	<b>25,337,382</b>	<b>24,673,478</b>	<b>24,020,092</b>	<b>(653,386)</b>	<b>(2.65)</b>	<b>24,021,487</b>
<b>TOTAL AVAILABLE</b>	<b>31,743,224</b>	<b>34,897,744</b>	<b>34,244,358</b>	<b>(653,386)</b>	<b>(1.87)</b>	<b>34,245,753</b>
<b>LESS: EXPENDITURES</b>	<b>20,288,742</b>	<b>24,673,478</b>	<b>24,679,267</b>	<b>5,789</b>	<b>0.02</b>	<b>24,680,662</b>
<b>REVERSION TO EDUCATION TRUST FUND</b>	<b>1,230,216</b>	<b>0</b>	<b>0</b>	<b>0</b>	<b>.....</b>	<b>0</b>
Balance Unencumbered	10,224,266	10,224,266	9,565,091	(659,175)	(6.45)	9,565,091
<b>SUMMARY BUDGET REQUEST</b>						
<b>PROGRAMS AND PROGRAM FUNCTIONS</b>						
<b>LEGISLATIVE SUPPORT-AUDIT SERVICE PROGRAM</b>						
Auditing Services Function	15,500,048	19,394,707	19,707,160	312,453	1.61	
Administration Function	4,788,694	5,278,771	4,972,107	(306,664)	(5.81)	
<b>TOTAL</b>	<b>20,288,742</b>	<b>24,673,478</b>	<b>24,679,267</b>	<b>5,789</b>	<b>0.02</b>	
<b>TOTAL EXPENDITURES</b>	<b>20,288,742</b>	<b>24,673,478</b>	<b>24,679,267</b>	<b>5,789</b>	<b>0.02</b>	<b>24,680,662</b>
<b>EXAMINERS OF PUBLIC ACCOUNTS SUMMARY</b>						
Personnel Costs	12,563,370	15,448,144	15,426,262	(21,882)	(0.14)	
Employee Benefits	4,657,285	5,733,373	6,368,461	635,088	11.08	
Travel - In-State	822,033	1,005,480	913,004	(92,476)	(9.20)	
Travel - Out-of-State	24,250	49,000	40,000	(9,000)	(18.37)	
Repairs and Maintenance	3,999	8,500	4,280	(4,220)	(49.65)	
Rentals and Leases	672,500	585,555	553,000	(32,555)	(5.56)	
Utilities and Communication	78,099	145,000	92,000	(53,000)	(36.55)	
Professional Fees and Services	800,441	886,000	348,360	(537,640)	(60.68)	
Supplies/Materials/Operating Expenses	397,749	655,091	740,000	84,909	12.96	
Transportation Equipment Operations	6,199	7,335	5,600	(1,735)	(23.65)	
Other Equipment Purchases	220,000	150,000	188,300	38,300	25.53	
Miscellaneous	42,817	0	0	0	.....	
<b>TOTAL EXPENDITURES</b>	<b>20,288,742</b>	<b>24,673,478</b>	<b>24,679,267</b>	<b>5,789</b>	<b>0.02</b>	<b>24,680,662</b>
Total Number of Employees	186.00	208.00	208.00	0	—	
<b>SOURCE OF FUNDS:</b>						
State General Fund	9,759,684	10,238,342	10,238,342	0	—	10,160,010
Education Trust Fund	9,280,518	11,911,966	10,681,750	(1,230,216)	(10.33)	10,761,477
Federal Funds	1,248,540	2,523,170	3,759,175	1,236,005	48.99	3,759,175
<b>Total Funds</b>	<b>20,288,742</b>	<b>24,673,478</b>	<b>24,679,267</b>	<b>5,789</b>	<b>0.02</b>	<b>24,680,662</b>

## **EXAMINERS OF PUBLIC ACCOUNTS**

AGENCY DESCRIPTION: Serves as the legislative audit agency and audits all books, records, and accounts of all state and county offices, officials, bureaus, boards, commissions, institutions, departments and agencies, including all state institutions of higher education. Performs auditing services, including EDP audit section and four audit divisions comprised as follows: County Audit Division, which is divided into geographic districts and performs county level audits including county boards of education; State Audit Division, which performs all state level audits; Operational Audit Division, which performs special audits on the operation of various state and local government units at the request of the legislature and its committees; and the Education Audit Division, which is divided into geographic districts and performs audits on all higher education institutions.

**LEGISLATIVE COUNCIL**

	Actual 2022	Budgeted 2023	Requested 2024	Increase/(Decrease) From Prior Year		Governor's Recommendation 2024
				Amount	Percent	
Unencumbered Balance Brought Forward	0	0	0	0	.....	0
<b>RECEIPTS:</b>						
State Funds:						
State General Fund	1,850,000	2,150,000	2,150,000	0	—	2,150,000
State General Fund - Reversion Reappropriated	1,925,680	2,026,945	0	(2,026,945)	(100.00)	0
<b>TOTAL RECEIPTS</b>	<b>3,775,680</b>	<b>4,176,945</b>	<b>2,150,000</b>	<b>(2,026,945)</b>	<b>(48.53)</b>	<b>2,150,000</b>
<b>TOTAL AVAILABLE</b>	<b>3,775,680</b>	<b>4,176,945</b>	<b>2,150,000</b>	<b>(2,026,945)</b>	<b>(48.53)</b>	<b>2,150,000</b>
<b>LESS: EXPENDITURES</b>	<b>1,748,735</b>	<b>4,176,945</b>	<b>2,150,000</b>	<b>(2,026,945)</b>	<b>(48.53)</b>	<b>2,150,000</b>
<b>REVERSION TO STATE GENERAL FUND</b>	<b>2,026,945</b>	<b>0</b>	<b>0</b>	<b>0</b>	<b>.....</b>	<b>0</b>
Balance Unencumbered	0	0	0	0	.....	0
<b>SUMMARY BUDGET REQUEST</b>						
<b>PROGRAMS AND PROGRAM FUNCTIONS</b>						
<b>LEGISLATIVE OPERATIONS AND SUPPORT PROGRAM</b>						
Legislative Council/Leadership Function	1,748,236	4,176,945	2,150,000	(2,026,945)	(48.53)	
COVID-19 Pandemic Function	499	0	0	0	.....	
<b>TOTAL</b>	<b>1,748,735</b>	<b>4,176,945</b>	<b>2,150,000</b>	<b>(2,026,945)</b>	<b>(48.53)</b>	
<b>TOTAL EXPENDITURES</b>	<b>1,748,735</b>	<b>4,176,945</b>	<b>2,150,000</b>	<b>(2,026,945)</b>	<b>(48.53)</b>	<b>2,150,000</b>
<b>LEGISLATIVE COUNCIL SUMMARY</b>						
Personnel Costs	45,000	75,047	50,000	(25,047)	(33.38)	
Employee Benefits	3,443	5,736	3,825	(1,911)	(33.32)	
Repairs and Maintenance	651,315	700,000	250,000	(450,000)	(64.29)	
Utilities and Communication	205,489	500,000	300,000	(200,000)	(40.00)	
Professional Fees and Services	2,860	1,000,000	350,000	(650,000)	(65.00)	
Supplies/Materials/Operating Expenses	827,587	1,444,162	1,044,175	(399,987)	(27.70)	
Grants and Benefits	913	2,000	2,000	0	—	
Other Equipment Purchases	12,128	450,000	150,000	(300,000)	(66.67)	
<b>TOTAL EXPENDITURES</b>	<b>1,748,735</b>	<b>4,176,945</b>	<b>2,150,000</b>	<b>(2,026,945)</b>	<b>(48.53)</b>	<b>2,150,000</b>
Total Number of Employees	9.00	10.00	10.00	0.00	—	
<b>SOURCE OF FUNDS:</b>						
State General Fund	1,748,735	4,176,945	2,150,000	(2,026,945)	(48.53)	2,150,000
<b>Total Funds</b>	<b>1,748,735</b>	<b>4,176,945</b>	<b>2,150,000</b>	<b>(2,026,945)</b>	<b>(48.53)</b>	<b>2,150,000</b>

**AGENCY DESCRIPTION:** Provides a continuing committee through which the Legislature remains functional during the interim between sessions. Supervises and directs the Alabama Law Institute, the Legislative Fiscal Office, the Legislative Reference Service and various employees of the House and Senate and meets as the Administrative Procedure Review Committee. Provides membership for various committees of the Council of State Governments and the National Conference of State Legislatures, as well as several other associations. Provides continuing studies of legislative problems and, from time to time, offers legislation for the consideration of the entire Legislature. Further, the powers and duties of the Council are to accept title to the State House property; provide for the management and supervision, administration, improvement, equipping, operation, and maintenance of such State House property; and to take other actions considered necessary by the authority to ensure sufficient space and facilities for the functions of the Legislative Department.



**LEGISLATIVE SERVICES AGENCY**

	Actual	Budgeted	Requested	Increase/(Decrease) From Prior Year		Governor's Recommendation
	2022	2023	2024	Amount	Percent	2024
Unencumbered Balance Brought Forward	333,829	366,760	0	(366,760)	(100.00)	0
<b>RECEIPTS:</b>						
State Funds:						
State General Fund	3,891,007	4,112,776	4,324,860	212,084	5.16	4,226,704
State General Fund - Reversion Reappropriated	2,578,430	1,364,868	0	(1,364,868)	(100.00)	0
State General Fund - Retiree Bonus	0	22,985	0	(22,985)	(100.00)	0
State General Fund - Conditional Appropriation	0	3,000,000	0	(3,000,000)	(100.00)	0
State General Fund - COLA	55,776	113,928	0	(113,928)	(100.00)	0
State General Fund - Transfer from President Pro Tempore of the Senate	37,000	0	0	0	.....	0
State General Fund - Transfer from Speaker of the House	12,000	0	0	0	.....	0
State General Fund - Transfer from The Department of Finance	11,770	0	0	0	.....	0
Education Trust Fund	3,505,716	3,665,577	3,698,981	33,404	0.91	3,718,874
Education Trust Fund - Reversion Reappropriated	852,763	1,153,787	0	(1,153,787)	(100.00)	0
Alabama Law Institute Fund	92,100	80,000	80,000	0	—	80,000
Alabama Administrative Code Fund	166,350	200,000	200,000	0	—	200,000
<b>TOTAL RECEIPTS</b>	<b>11,202,912</b>	<b>13,713,921</b>	<b>8,303,841</b>	<b>(5,410,080)</b>	<b>(39.45)</b>	<b>8,225,578</b>
<b>TOTAL AVAILABLE</b>	<b>11,536,741</b>	<b>14,080,681</b>	<b>8,303,841</b>	<b>(5,776,840)</b>	<b>(41.03)</b>	<b>8,225,578</b>
<b>LESS: EXPENDITURES</b>	<b>8,620,268</b>	<b>14,080,681</b>	<b>8,303,841</b>	<b>(5,776,840)</b>	<b>(41.03)</b>	<b>8,225,578</b>
STATE GENERAL FUND TRANSFER TO ALABAMA LEGISLATURE	31,058	0	0	0	.....	0
REVERSION TO EDUCATION TRUST FUND	1,153,787	0	0	0	.....	0
REVERSION TO STATE GENERAL FUND	1,364,868	0	0	0	.....	0
Balance Unencumbered	366,760	0	0	0	.....	0
<b>SUMMARY BUDGET REQUEST</b>						
<b>PROGRAMS AND PROGRAM FUNCTIONS</b>						
<b>SUPPORT OF OTHER EDUCATION ACTIVITIES PROGRAM</b>						
COVID-19 Pandemic Function	3,599	0	0	0	.....	
Legislative Operations/Support Function	8,616,669	14,080,681	8,303,841	(5,776,840)	(41.03)	
<b>TOTAL</b>	<b>8,620,268</b>	<b>14,080,681</b>	<b>8,303,841</b>	<b>(5,776,840)</b>	<b>(41.03)</b>	
<b>TOTAL EXPENDITURES</b>	<b>8,620,268</b>	<b>14,080,681</b>	<b>8,303,841</b>	<b>(5,776,840)</b>	<b>(41.03)</b>	<b>8,225,578</b>
<b>LEGISLATIVE SERVICES AGENCY SUMMARY</b>						
Personnel Costs	4,788,027	6,367,390	5,511,690	(855,700)	(13.44)	
Employee Benefits	1,570,504	1,971,184	1,778,754	(192,430)	(9.76)	
Travel - In-State	14,261	83,000	38,000	(45,000)	(54.22)	
Travel - Out-of-State	45,413	170,000	70,000	(100,000)	(58.82)	
Repairs and Maintenance	4,769	10,000	7,000	(3,000)	(30.00)	
Rentals and Leases	141,046	315,000	191,000	(124,000)	(39.37)	
Utilities and Communication	963	23,000	14,000	(9,000)	(39.13)	
Professional Fees and Services	1,734,063	4,420,537	155,500	(4,265,037)	(96.48)	
Supplies/Materials/Operating Expenses	215,481	534,570	431,897	(102,673)	(19.21)	
Grants and Benefits	0	1,000	1,000	0	—	
Other Equipment Purchases	105,741	185,000	105,000	(80,000)	(43.24)	

**LEGISLATIVE SERVICES AGENCY**

	Actual	Budgeted	Requested	Increase/(Decrease) From Prior Year		Governor's Recommendation
	2022	2023	2024	Amount	Percent	2024
<b>TOTAL EXPENDITURES</b>	<b>8,620,268</b>	<b>14,080,681</b>	<b>8,303,841</b>	<b>(5,776,840)</b>	<b>(41.03)</b>	<b>8,225,578</b>
Total Number of Employees	60.00	63.00	61.00	(2.00)	(3.17)	
<b>SOURCE OF FUNDS:</b>						
State General Fund	5,190,057	8,614,557	4,324,860	(4,289,697)	(49.80)	4,226,704
Education Trust Fund	3,204,692	4,819,364	3,698,981	(1,120,383)	(23.25)	3,718,874
Alabama Administrative Code Fund	181,619	200,000	200,000	0	—	200,000
Alabama Administrative Code Fund - Reversion Reappropriated	0	157,304	0	(157,304)	(100.00)	0
Alabama Law Institute Fund	43,900	80,000	80,000	0	—	80,000
Alabama Law Institute Fund - Reversion Reappropriated	0	209,456	0	(209,456)	(100.00)	0
<b>Total Funds</b>	<b>8,620,268</b>	<b>14,080,681</b>	<b>8,303,841</b>	<b>(5,776,840)</b>	<b>(41.03)</b>	<b>8,225,578</b>

AGENCY DESCRIPTION: Operates as an arm of the Legislature in the yearly placing of acts passed by the Legislature within the Code of Alabama. Responds to requests from members of the Legislature for research and bill drafting. Provides all committees and members of the Legislature with fiscal information and program evaluations which will assist such committees and members in the discharge of all matters within their jurisdiction. Provides a legal research service for members of the Legislature. Provides law clerks to a number of legislators in major legislative committees. Handles major Code revision work, such as revision of an entire section of law. Prepares the Index to Acts following each session of the legislature and keeps an up-to-date Index of Local Laws. Works with the publisher to maintain the pocket parts of the Code of Alabama 1975 used in continuing Code revision. Publishes the Alabama Administrative Procedure Monthly and the Alabama Administrative Code. Conducts a Capital Intern Program to bring gifted young persons into state government during the regular session of the Legislature. Conducts legislative orientation every four years for newly elected legislators.

**LEGISLATURE**

	Actual 2022	Budgeted 2023	Requested 2024	Increase/(Decrease) From Prior Year		Governor's Recommendation 2024
				Amount	Percent	
Unencumbered Balance Brought Forward	0	0	0	0	.....	0
<b>RECEIPTS:</b>						
State Funds:						
State General Fund	24,886,729	25,410,185	31,538,035	6,127,850	24.12	26,701,248
State General Fund - Reversion Reappropriated	3,060,936	5,601,749	0	(5,601,749)	(100.00)	0
State General Fund - Transfer from Legislative Services						
Agency	31,058	0	0	0	.....	0
State General Fund - Supplemental Appropriation	362,611	0	0	0	.....	0
State General Fund - COLA	223,456	451,532	0	(451,532)	(100.00)	0
State General Fund - Retiree Bonus	0	81,786	0	(81,786)	(100.00)	0
Education Trust Fund	4,661,141	4,286,632	8,021,960	3,735,328	87.14	4,289,685
Education Trust Fund - Reversion Reappropriated	1,736,806	3,735,328	0	(3,735,328)	(100.00)	0
<b>TOTAL RECEIPTS</b>	<b>34,962,737</b>	<b>39,567,212</b>	<b>39,559,995</b>	<b>(7,217)</b>	<b>(0.02)</b>	<b>30,990,933</b>
<b>TOTAL AVAILABLE</b>	<b>34,962,737</b>	<b>39,567,212</b>	<b>39,559,995</b>	<b>(7,217)</b>	<b>(0.02)</b>	<b>30,990,933</b>
<b>LESS: EXPENDITURES</b>	<b>25,625,660</b>	<b>39,567,212</b>	<b>39,559,995</b>	<b>(7,217)</b>	<b>(0.02)</b>	<b>30,990,933</b>
REVERSION TO EDUCATION TRUST FUND	3,735,328	0	0	0	.....	0
REVERSION TO STATE GENERAL FUND	5,601,749	0	0	0	.....	0
Balance Unencumbered	0	0	0	0	.....	0
<b>SUMMARY BUDGET REQUEST</b>						
<b>PROGRAMS AND PROGRAM FUNCTIONS</b>						
<b>STATE AGENCIES PROGRAM</b>						
<b>LEGISLATIVE OPERATIONS AND SUPPORT PROGRAM</b>						
Legislative Operations and Support Function	25,625,660	39,567,212	39,559,995	(7,217)	(0.02)	
<b>TOTAL</b>	<b>25,625,660</b>	<b>39,567,212</b>	<b>39,559,995</b>	<b>(7,217)</b>	<b>(0.02)</b>	
<b>TOTAL EXPENDITURES</b>	<b>25,625,660</b>	<b>39,567,212</b>	<b>39,559,995</b>	<b>(7,217)</b>	<b>(0.02)</b>	<b>30,990,933</b>
<b>LEGISLATURE SUMMARY</b>						
Personnel Costs	17,703,643	22,861,426	22,861,426	0	—	
Employee Benefits	4,277,041	7,012,543	7,112,543	100,000	1.43	
Travel - In-State	899,717	1,537,500	1,537,500	0	—	
Travel - Out-of-State	326,311	653,100	653,100	0	0.00	
Repairs and Maintenance	147,871	1,154,307	1,154,307	0	0.00	
Rentals and Leases	945,355	1,855,101	1,855,101	0	0.00	
Utilities and Communication	63,942	156,237	156,237	0	0.00	
Professional Fees and Services	261,788	1,055,237	955,237	(100,000)	(9.48)	
Supplies/Materials/Operating Expenses	551,792	1,317,503	1,310,286	(7,217)	(0.55)	
Transportation Equipment Operations	3,556	7,000	7,000	0	0.00	
Debt Services	5,440	6,000	6,000	0	0.00	
Grants and Benefits	0	1,000	1,000	0	0.00	
Other Equipment Purchases	439,204	1,950,258	1,950,258	0	—	
<b>TOTAL EXPENDITURES</b>	<b>25,625,660</b>	<b>39,567,212</b>	<b>39,559,995</b>	<b>(7,217)</b>	<b>(0.02)</b>	<b>30,990,933</b>
Total Number of Employees	200.00	200.00	200.00	0.00	—	
<b>SOURCE OF FUNDS:</b>						
State General Fund	22,963,041	31,545,252	31,538,035	(7,217)	(0.02)	26,701,248
Education Trust Fund	2,662,619	8,021,960	8,021,960	0	0.00	4,289,685
<b>Total Funds</b>	<b>25,625,660</b>	<b>39,567,212</b>	<b>39,559,995</b>	<b>(7,217)</b>	<b>(0.02)</b>	<b>30,990,933</b>

**AGENCY DESCRIPTION:** The Legislature is one of the three major branches of state government created by the State Constitution. The Legislature is primarily responsible for exercising the lawmaking power of the state. Some of its general powers include the power to tax, make appropriations, propose constitutional amendments, participate in the impeachment process, establish or abolish governmental units and agencies subject to certain constitutional limitations, investigate governmental operations, hold hearings, and create corporate bodies. Unlike most other state agencies, the powers of the Legislature are not specifically listed in the Constitution or Code. Rather, the Constitution assumes that the general lawmaking power rests with the Legislature, and hence, most of the constitutional provisions are in the nature of restrictions on that lawmaking power rather than specific grants of power.

**OFFICE OF THE PRESIDENT PRO TEM OF THE SENATE**

	Actual 2022	Budgeted 2023	Requested 2024	Increase/(Decrease) From Prior Year		Governor's Recommendation 2024
				Amount	Percent	
Unencumbered Balance Brought Forward	0	0	0	0	.....	0
<b>RECEIPTS:</b>						
State Funds:						
State General Fund	1,611,485	1,223,251	1,600,000	376,749	30.80	1,249,251
State General Fund - Reversion Reappropriated	824,284	1,030,835	0	(1,030,835)	(100.00)	0
State General Fund - COLA	11,766	26,000	0	(26,000)	(100.00)	0
State General Fund - Retiree Bonus	0	5,549	0	(5,549)	(100.00)	0
<b>TOTAL RECEIPTS</b>	<b>2,447,535</b>	<b>2,285,635</b>	<b>1,600,000</b>	<b>(685,635)</b>	<b>(30.00)</b>	<b>1,249,251</b>
<b>TOTAL AVAILABLE</b>	<b>2,447,535</b>	<b>2,285,635</b>	<b>1,600,000</b>	<b>(685,635)</b>	<b>(30.00)</b>	<b>1,249,251</b>
<b>LESS: EXPENDITURES</b>	<b>1,379,700</b>	<b>2,285,635</b>	<b>1,600,000</b>	<b>(685,635)</b>	<b>(30.00)</b>	<b>1,249,251</b>
TRANSFER TO LEGISLATIVE SERVICES AGENCY	37,000	0	0	0	.....	0
REVERSION TO STATE GENERAL FUND	1,030,835	0	0	0	.....	0
Balance Unencumbered	0	0	0	0	.....	0
<b>SUMMARY BUDGET REQUEST</b>						
<b>PROGRAMS AND PROGRAM FUNCTIONS</b>						
<b>LEGISLATIVE OPERATIONS AND SUPPORT PROGRAM</b>						
Legislative Operations/Support Function	1,379,700	2,285,635	1,600,000	(685,635)	(30.00)	
<b>TOTAL</b>	<b>1,379,700</b>	<b>2,285,635</b>	<b>1,600,000</b>	<b>(685,635)</b>	<b>(30.00)</b>	
<b>TOTAL EXPENDITURES</b>	<b>1,379,700</b>	<b>2,285,635</b>	<b>1,600,000</b>	<b>(685,635)</b>	<b>(30.00)</b>	<b>1,249,251</b>
<b>OFFICE OF THE PRESIDENT PRO TEM OF THE SENATE SUMMARY</b>						
Personnel Costs	638,439	711,187	621,736	(89,451)	(12.58)	
Employee Benefits	215,355	224,902	229,075	4,173	1.86	
Travel - In-State	2,344	20,000	12,189	(7,811)	(39.06)	
Travel - Out-of-State	1,892	20,000	12,000	(8,000)	(40.00)	
Repairs and Maintenance	0	300,000	50,000	(250,000)	(83.33)	
Rentals and Leases	8,644	79,773	50,000	(29,773)	(37.32)	
Utilities and Communication	12,664	79,773	50,000	(29,773)	(37.32)	
Professional Fees and Services	454,498	400,000	300,000	(100,000)	(25.00)	
Supplies/Materials/Operating Expenses	20,751	150,000	75,000	(75,000)	(50.00)	
Other Equipment Purchases	25,113	300,000	200,000	(100,000)	(33.33)	
<b>TOTAL EXPENDITURES</b>	<b>1,379,700</b>	<b>2,285,635</b>	<b>1,600,000</b>	<b>(685,635)</b>	<b>(30.00)</b>	<b>1,249,251</b>
Total Number of Employees	6.53	7.00	7.00	0.00	0.00	
<b>SOURCE OF FUNDS:</b>						
State General Fund	1,379,700	2,285,635	1,600,000	(685,635)	(30.00)	1,249,251
<b>Total Funds</b>	<b>1,379,700</b>	<b>2,285,635</b>	<b>1,600,000</b>	<b>(685,635)</b>	<b>(30.00)</b>	<b>1,249,251</b>

AGENCY DESCRIPTION: Act 99-441 provided for a transfer of appropriated funds from the Legislature to the Office of the President Pro Tempore of the Senate. Section 18 of Act 2002-295 and Section 21 of Act 2003-437 establishes Legislative intent that the funds appropriated to the Office of the President Pro Tempore of the Senate in said acts may be expended for the same purposes as authorized for the Lieutenant Governor in Section 29-4-50, Code of Alabama 1975, and the Speaker of the House of Representatives in Section 29-4-60, Code of Alabama 1975.

**OFFICE OF THE SPEAKER OF THE HOUSE**

	Actual	Budgeted	Requested	Increase/(Decrease) From Prior Year		Governor's
	2022	2023	2024	Amount	Percent	Recommendation 2024
Unencumbered Balance Brought Forward	0	0	0	0	.....	0
<b>RECEIPTS:</b>						
State Funds:						
State General Fund	1,358,782	1,270,652	1,296,260	25,608	2.02	1,290,652
State General Fund - Reversion Reappropriated	2,586,530	2,888,108	0	(2,888,108)	(100.00)	0
State General Fund - COLA	11,870	20,000	0	(20,000)	(100.00)	0
State General Fund - Retiree Bonus	0	5,608	0	(5,608)	(100.00)	0
<b>TOTAL RECEIPTS</b>	<b>3,957,182</b>	<b>4,184,368</b>	<b>1,296,260</b>	<b>(2,888,108)</b>	<b>(69.02)</b>	<b>1,290,652</b>
<b>TOTAL AVAILABLE</b>	<b>3,957,182</b>	<b>4,184,368</b>	<b>1,296,260</b>	<b>(2,888,108)</b>	<b>(69.02)</b>	<b>1,290,652</b>
<b>LESS: EXPENDITURES</b>	<b>1,057,074</b>	<b>4,184,368</b>	<b>1,296,260</b>	<b>(2,888,108)</b>	<b>(69.02)</b>	<b>1,290,652</b>
TRANSFER TO LEGISLATIVE SERVICES AGENCY	12,000	0	0	0	.....	0
REVERSION TO STATE GENERAL FUND	2,888,108	0	0	0	.....	0
Balance Unencumbered	0	0	0	0	.....	0
<b><u>SUMMARY BUDGET REQUEST</u></b>						
<b>PROGRAMS AND PROGRAM FUNCTIONS</b>						
<b>OFFICE OF THE SPEAKER OF THE HOUSE PROGRAM</b>						
Legislative Operations/Support Function	1,057,074	4,184,368	1,296,260	(2,888,108)	(69.02)	
<b>TOTAL</b>	<b>1,057,074</b>	<b>4,184,368</b>	<b>1,296,260</b>	<b>(2,888,108)</b>	<b>(69.02)</b>	
<b>TOTAL EXPENDITURES</b>	<b>1,057,074</b>	<b>4,184,368</b>	<b>1,296,260</b>	<b>(2,888,108)</b>	<b>(69.02)</b>	<b>1,290,652</b>
<b>OFFICE OF THE SPEAKER OF THE HOUSE SUMMARY</b>						
Personnel Costs	685,329	1,059,722	805,028	(254,694)	(24.03)	
Employee Benefits	229,349	481,052	294,091	(186,961)	(38.87)	
Travel - In-State	2,507	60,000	20,000	(40,000)	(66.67)	
Travel - Out-of-State	18,863	60,000	20,000	(40,000)	(66.67)	
Repairs and Maintenance	2,773	40,000	20,000	(20,000)	(50.00)	
Rentals and Leases	3,230	40,000	20,000	(20,000)	(50.00)	
Utilities and Communication	9,685	56,000	20,000	(36,000)	(64.29)	
Professional Fees and Services	95,244	2,271,594	77,141	(2,194,453)	(96.60)	
Supplies/Materials/Operating Expenses	7,855	60,000	10,000	(50,000)	(83.33)	
Grants and Benefits	0	1,000	0	(1,000)	(100.00)	
Other Equipment Purchases	2,239	55,000	10,000	(45,000)	(81.82)	
<b>TOTAL EXPENDITURES</b>	<b>1,057,074</b>	<b>4,184,368</b>	<b>1,296,260</b>	<b>(2,888,108)</b>	<b>(69.02)</b>	<b>1,290,652</b>
<b>Total Number of Employees</b>	<b>8.00</b>	<b>13.00</b>	<b>8.00</b>	<b>(5.00)</b>	<b>(38.46)</b>	
<b>SOURCE OF FUNDS:</b>						
State General Fund	1,057,074	4,184,368	1,296,260	(2,888,108)	(69.02)	1,290,652
<b>Total Funds</b>	<b>1,057,074</b>	<b>4,184,368</b>	<b>1,296,260</b>	<b>(2,888,108)</b>	<b>(69.02)</b>	<b>1,290,652</b>

**AGENCY DESCRIPTION:** As of October 1, 1997, Act 97-658 provided that the Office of the Speaker of the House of Representatives shall be separate and distinct from the Legislature, any state agency, entity, or official (Code of Alabama 1975, Section 29-4-60). Also effective at that same time, funds were appropriated directly to the Office of the Speaker of the House for its operations. Previously, funds for this purpose had been appropriated to the Legislature.

**JUDICIAL**



**COURT OF CIVIL APPEALS**

	Actual 2022	Budgeted 2023	Requested 2024	Increase/(Decrease) From Prior Year		Governor's Recommendation 2024
				Amount	Percent	
Unencumbered Balance Brought Forward	0	0	0	0	.....	0
<b>RECEIPTS:</b>						
State Funds:						
State General Fund	4,572,239	4,673,912	5,279,731	605,819	12.96	5,067,760
State General Fund - Reversion Reappropriated	2,015,270	2,277,589	0	(2,277,589)	(100.00)	0
State General Fund - Retiree Bonus	0	27,434	0	(27,434)	(100.00)	0
State General Fund - COLA	76,673	147,901	0	(147,901)	(100.00)	0
<b>TOTAL RECEIPTS</b>	<b>6,664,182</b>	<b>7,126,836</b>	<b>5,279,731</b>	<b>(1,847,105)</b>	<b>(25.92)</b>	<b>5,067,760</b>
<b>TOTAL AVAILABLE</b>	<b>6,664,182</b>	<b>7,126,836</b>	<b>5,279,731</b>	<b>(1,847,105)</b>	<b>(25.92)</b>	<b>5,067,760</b>
<b>LESS: EXPENDITURES</b>	<b>4,386,593</b>	<b>7,126,836</b>	<b>5,279,731</b>	<b>(1,847,105)</b>	<b>(25.92)</b>	<b>5,067,760</b>
REVERSION TO STATE GENERAL FUND	2,277,589	0	0	0	.....	0
Balance Unencumbered	0	0	0	0	.....	0
<b><u>SUMMARY BUDGET REQUEST</u></b>						
<b>PROGRAMS AND PROGRAM FUNCTIONS</b>						
<b>COURT OPERATIONS PROGRAM</b>						
Appellate Court Operation Function	4,386,593	7,126,836	5,279,731	(1,847,105)	(25.92)	
<b>TOTAL</b>	<b>4,386,593</b>	<b>7,126,836</b>	<b>5,279,731</b>	<b>(1,847,105)</b>	<b>(0.2592)</b>	
<b>TOTAL EXPENDITURES</b>	<b>4,386,593</b>	<b>7,126,836</b>	<b>5,279,731</b>	<b>(1,847,105)</b>	<b>(25.92)</b>	<b>5,067,760</b>
<b>COURT OF CIVIL APPEALS SUMMARY</b>						
Personnel Costs	2,999,832	3,608,693	3,574,431	(34,262)	(0.95)	
Employee Benefits	1,120,611	1,302,568	1,379,358	76,790	5.90	
Travel - In-State	4,412	90,000	10,700	(79,300)	(88.11)	
Travel - Out-of-State	11,527	90,000	16,050	(73,950)	(82.17)	
Repairs and Maintenance	10,678	243,726	10,700	(233,026)	(95.61)	
Rentals and Leases	14,933	255,300	16,050	(239,250)	(93.71)	
Utilities and Communication	108,100	344,400	133,172	(211,228)	(61.33)	
Professional Fees and Services	29,071	270,680	35,203	(235,477)	(86.99)	
Supplies/Materials/Operating Expenses	46,633	297,250	66,617	(230,633)	(77.59)	
Other Equipment Purchases	40,796	624,219	37,450	(586,769)	(94.00)	
<b>TOTAL EXPENDITURES</b>	<b>4,386,593</b>	<b>7,126,836</b>	<b>5,279,731</b>	<b>(1,847,105)</b>	<b>(25.92)</b>	<b>5,067,760</b>
<b>Total Number of Employees</b>	<b>26.00</b>	<b>29.00</b>	<b>31.00</b>	<b>2.00</b>	<b>6.90</b>	
<b>SOURCE OF FUNDS:</b>						
State General Fund	4,386,593	7,126,836	5,279,731	(1,847,105)	(25.92)	5,067,760
<b>Total Funds</b>	<b>4,386,593</b>	<b>7,126,836</b>	<b>5,279,731</b>	<b>(1,847,105)</b>	<b>(25.92)</b>	<b>5,067,760</b>

**AGENCY DESCRIPTION:** The Court of Civil Appeals is a Constitutional unit of the Judicial Branch of state government. Our Constitution grants litigants the absolute right to appeal from decisions of the trial courts. As such, the court does not control its work load but works with whatever work load is generated from the trial of civil cases in Alabama.



**COURT OF CRIMINAL APPEALS**

	Actual	Budgeted	Requested	Increase/(Decrease) From Prior Year		Governor's Recommendation
	2022	2023	2024	Amount	Percent	2024
Unencumbered Balance Brought Forward	0	0	0	0	.....	0
<b>RECEIPTS:</b>						
State Funds:						
State General Fund	4,567,087	4,639,791	5,426,100	786,309	16.95	5,003,424
State General Fund - Reversion Reappropriated	1,838,439	2,127,206	0	(2,127,206)	(100.00)	0
State General Fund - Retiree Bonus	0	27,007	0	(27,007)	(100.00)	0
State General Fund - COLA	72,704	118,251	0	(118,251)	(100.00)	0
<b>TOTAL RECEIPTS</b>	<b>6,478,230</b>	<b>6,912,255</b>	<b>5,426,100</b>	<b>(1,486,155)</b>	<b>(2.8305)</b>	<b>5,003,424</b>
<b>TOTAL AVAILABLE</b>	<b>6,478,230</b>	<b>6,912,255</b>	<b>5,426,100</b>	<b>(1,486,155)</b>	<b>(21.50)</b>	<b>5,003,424</b>
<b>LESS: EXPENDITURES</b>	<b>4,351,024</b>	<b>6,912,255</b>	<b>5,426,100</b>	<b>(1,486,155)</b>	<b>(21.50)</b>	<b>5,003,424</b>
REVERSION TO STATE GENERAL FUND	2,127,206	0	0	0	.....	0
<b>Balance Unencumbered</b>	<b>0</b>	<b>0</b>	<b>0</b>	<b>0</b>	.....	<b>0</b>
<b><u>SUMMARY BUDGET REQUEST</u></b>						
<b>PROGRAMS AND PROGRAM FUNCTIONS</b>						
<b>COURT OPERATIONS PROGRAM</b>						
Appellate Court Operation Function	4,351,024	6,912,255	5,426,100	4,086,906	4,086,906	
<b>TOTAL</b>	<b>4,351,024</b>	<b>6,912,255</b>	<b>5,426,100</b>	<b>(1,486,155)</b>	<b>(21.50)</b>	
<b>TOTAL EXPENDITURES</b>	<b>4,351,024</b>	<b>6,912,255</b>	<b>5,426,100</b>	<b>(1,486,155)</b>	<b>(0.215)</b>	<b>5,003,424</b>
<b>COURT OF CRIMINAL APPEALS SUMMARY</b>						
Personnel Costs	2,930,263	3,623,855	3,654,354	30,499	0.84	
Employee Benefits	1,155,507	1,349,559	1,434,625	85,066	6.30	
Travel - In-State	4,987	60,000	12,960	(47,040)	(78.40)	
Travel - Out-of-State	9,421	60,000	21,600	(38,400)	(64.00)	
Repairs and Maintenance	12,375	170,000	10,800	(159,200)	(93.65)	
Rentals and Leases	13,245	174,000	12,960	(161,040)	(92.55)	
Utilities and Communication	107,026	360,000	138,348	(221,652)	(61.57)	
Professional Fees and Services	29,284	250,000	35,078	(214,922)	(85.97)	
Supplies/Materials/Operating Expenses	36,703	384,001	65,415	(318,586)	(82.96)	
Transportation Equipment Operations	232	1,000	1,080	80	8.00	
Other Equipment Purchases	51,981	479,840	38,880	(440,960)	(91.90)	
<b>TOTAL EXPENDITURES</b>	<b>4,351,024</b>	<b>6,912,255</b>	<b>5,426,100</b>	<b>(1,486,155)</b>	<b>(21.50)</b>	<b>5,003,424</b>
Total Number of Employees	28.00	29.00	29.00	0.00	0.00	
<b>SOURCE OF FUNDS:</b>						
State General Fund	4,351,024	6,912,255	5,426,100	(1,486,155)	(21.50)	5,003,424
<b>Total Funds</b>	<b>4,351,024</b>	<b>6,912,255</b>	<b>5,426,100</b>	<b>(1,486,155)</b>	<b>(21.50)</b>	<b>5,003,424</b>

**AGENCY DESCRIPTION:** The Court of Criminal Appeals has exclusive appellate jurisdiction over all appeals in criminal cases, including violation of city ordinances, all appeals from post conviction actions, and original jurisdiction of all extraordinary petitions involving criminal cases. Numerous petitions are filed by inmates, well as by attorneys. Title 13A, Code of Alabama 1975, adds offenses to those existing at its effective date, as do the subsequent acts of our legislature. An appeal is mandatory in every capital case where the death penalty is imposed. Rule 28(A)(2), Rules of Juvenile Procedure, provides for appeals to the Court of Criminal Appeals in proceedings in which a child is alleged to be delinquent and in proceedings involving an order transferring a child to an adult court for criminal prosecution. Additionally, individuals who receive prison disciplinaries, are denied parole, or have their parole revoked can seek certiorari review of those actions in the Montgomery Circuit Court and can appeal that judgment to this Court.

## JUDICIAL INQUIRY COMMISSION

	Actual	Budgeted	Requested	Increase/(Decrease) From Prior Year		Governor's Recommendation
	2022	2023	2024	Amount	Percent	2024
Unencumbered Balance Brought Forward	0	0	0	0	.....	0
<b>RECEIPTS:</b>						
State Funds:						
State General Fund	882,890	913,740	982,872	69,132	7.57	952,899
State General Fund - Reversion Reappropriated	438,289	233,561	0	(233,561)	(100.00)	0
State General Fund - ERS Retiree Bonus	0	3,881	0	(3,881)	(100.00)	0
State General Fund - COLA	10,850	15,159	0	(15,159)	(100.00)	0
<b>TOTAL RECEIPTS</b>	<b>1,332,029</b>	<b>1,166,341</b>	<b>982,872</b>	<b>(183,469)</b>	<b>(2.9243)</b>	<b>952,899</b>
<b>TOTAL AVAILABLE</b>	<b>1,332,029</b>	<b>1,166,341</b>	<b>982,872</b>	<b>(183,469)</b>	<b>(15.73)</b>	<b>952,899</b>
<b>LESS: EXPENDITURES</b>	<b>1,098,468</b>	<b>1,166,341</b>	<b>982,872</b>	<b>(183,469)</b>	<b>(15.73)</b>	<b>952,899</b>
REVERSION TO STATE GENERAL FUND	233,561	0	0	0	.....	0
Balance Unencumbered	0	0	0	0	.....	0
<b>SUMMARY BUDGET REQUEST</b>						
<b>PROGRAMS AND PROGRAM FUNCTIONS</b>						
<b>ADMINISTRATIVE SERVICES PROGRAM</b>						
Professional Standards Function	1,098,468	1,166,341	982,872	(183,469)	(15.73)	
<b>TOTAL</b>	<b>1,098,468</b>	<b>1,166,341</b>	<b>982,872</b>	<b>(183,469)</b>	<b>(15.73)</b>	
<b>TOTAL EXPENDITURES</b>	<b>1,098,468</b>	<b>1,166,341</b>	<b>982,872</b>	<b>(183,469)</b>	<b>(0.1573)</b>	<b>952,899</b>
<b>JUDICIAL INQUIRY COMMISSION SUMMARY</b>						
Personnel Costs	573,526	619,423	544,423	(75,000)	(12.11)	
Employee Benefits	177,682	174,965	184,449	9,484	5.42	
Travel - In-State	2,129	28,000	20,000	(8,000)	(28.57)	
Travel - Out-of-State	3,694	15,000	15,000	0	0.00	
Repairs and Maintenance	5,498	12,000	12,000	0	0.00	
Rentals and Leases	51,737	64,000	64,000	0	0.00	
Utilities and Communication	10,200	24,961	15,000	(9,961)	(39.91)	
Professional Fees and Services	232,445	151,000	90,000	(61,000)	(40.40)	
Supplies/Materials/Operating Expenses	21,119	36,992	28,000	(8,992)	(24.31)	
Other Equipment Purchases	20,438	40,000	10,000	(30,000)	(75.00)	
<b>TOTAL EXPENDITURES</b>	<b>1,098,468</b>	<b>1,166,341</b>	<b>982,872</b>	<b>(183,469)</b>	<b>(15.73)</b>	<b>952,899</b>
Total Number of Employees	6.50	7.75	5.75	(2.00)	(25.81)	
<b>SOURCE OF FUNDS:</b>						
State General Fund	1,098,468	913,740	982,872	69,132	7.57	952,899
<b>Total Funds</b>	<b>1,098,468</b>	<b>913,740</b>	<b>982,872</b>	<b>69,132</b>	<b>0.0757</b>	<b>952,899</b>

**AGENCY DESCRIPTION:** Reviews complaints received against judges of this state, conducts field investigations, and prosecutes cases before the Court of the Judiciary. Provides formal advisory opinions to state judges with questions concerning the ethical propriety of proposed conduct. Provides information regarding the Canons of Judicial Ethics and past advisory opinions to judges, attorneys, and others.

**JUDICIAL RETIREMENT FUND**

	Actual 2022	Budgeted 2023	Requested 2024	Increase/(Decrease) From Prior Year		Governor's Recommendation 2024
				Amount	Percent	
Unencumbered Balance Brought Forward	3,552,433	3,481,360	3,251,337	(230,023)	(6.61)	3,251,337
Committed for Pension Obligation Balance Brought Forward	224,026,318	219,566,549	218,331,674	(1,234,875)	(0.56)	218,331,674
<b>RECEIPTS:</b>						
State Funds:						
Investment Income, Cash Basis	11,866,701	16,138,141	16,047,378	(90,763)	(0.56)	16,047,378
State Agency Employer Cost - All Other Judges	17,926,137	18,820,661	19,052,280	231,619	1.23	19,052,280
State General Fund - Employer Cost for Probate Judges	2,589,882	2,750,339	2,838,720	88,381	3.21	2,750,339
Member Contributions	4,447,754	4,624,000	4,659,000	35,000	0.76	4,659,000
Member Contribution Transfers from ERS	227,577	0	0	0	.....	0
<b>TOTAL RECEIPTS</b>	<b>37,058,051</b>	<b>42,333,141</b>	<b>42,597,378</b>	<b>264,237</b>	<b>0.62</b>	<b>42,508,997</b>
<b>TOTAL AVAILABLE</b>	<b>264,636,802</b>	<b>265,381,050</b>	<b>264,180,389</b>	<b>(1,200,661)</b>	<b>(0.45)</b>	<b>264,092,008</b>
<b>LESS: EXPENDITURES</b>	<b>41,588,893</b>	<b>43,798,039</b>	<b>45,319,599</b>	<b>1,521,560</b>	<b>3.47</b>	<b>45,319,599</b>
Committed for Pension Obligation Balance	219,566,549	218,331,674	215,862,867	(2,468,807)	(1.13)	215,862,867
Balance Unencumbered	3,481,360	3,251,337	2,997,923	(253,414)	(7.79)	2,909,542
<b>SUMMARY BUDGET REQUEST</b>						
<b>PROGRAMS AND PROGRAM FUNCTIONS</b>						
<b>RETIREMENT SYSTEMS PROGRAM</b>						
Judicial Retirement System Function	41,588,893	43,798,039	45,319,599	1,521,560	3.47	
<b>TOTAL</b>	<b>41,588,893</b>	<b>43,798,039</b>	<b>45,319,599</b>	<b>1,521,560</b>	<b>3.47</b>	
<b>TOTAL EXPENDITURES</b>	<b>41,588,893</b>	<b>43,798,039</b>	<b>45,319,599</b>	<b>1,521,560</b>	<b>3.47</b>	<b>45,319,599</b>
<b>JUDICIAL RETIREMENT FUND SUMMARY</b>						
Personnel Costs	248,034	381,251	400,284	19,033	4.99	
Employee Benefits	60,208	76,201	85,194	8,993	11.80	
Travel - In-State	953	1,000	1,000	0	0.00	
Travel - Out-of-State	2,774	3,300	3,300	0	0.00	
Rentals and Leases	12,003	25,699	25,699	0	0.00	
Professional Fees and Services	385,151	407,922	407,922	0	0.00	
Supplies/Materials/Operating Expenses	12,870	14,200	14,200	0	0.00	
Grants and Benefits	40,866,900	42,888,466	44,382,000	1,493,534	3.48	
<b>TOTAL EXPENDITURES</b>	<b>41,588,893</b>	<b>43,798,039</b>	<b>45,319,599</b>	<b>1,521,560</b>	<b>3.47</b>	<b>45,319,599</b>
Total Number of Employees	1.00	2.00	2.00	0.00	0.00	
<b>SOURCE OF FUNDS:</b>						
Judicial Retirement Fund	40,866,900	42,888,416	44,382,000	1,493,584	3.48	44,382,000
Judicial Retirement Expense	721,993	909,623	937,599	27,976	3.08	937,599
<b>Total Funds</b>	<b>41,588,893</b>	<b>43,798,039</b>	<b>45,319,599</b>	<b>1,521,560</b>	<b>3.47</b>	<b>45,319,599</b>

**AGENCY DESCRIPTION:** Provides retirement benefits for state judges. Maintains individual records for approximately 344 active and 375 retired judges. Active members contribute eight and one-half percent (8.50%) of their compensation.

## JUDICIAL RETIREMENT FUND

### Performance Indicators

	Actual 2022	Budgeted 2023	Estimated 2024
Employer Contribution Rate:			
Tier I - Judges	42.10 %	42.10 %	42.47 %
Tier II - Judges and Clerks	37.47 %	37.34 %	37.72 %
Tier II - DA's	19.77 %	19.77 %	19.77 %
Membership:			
Active	375	375	375
Retired	453	463	473
New Retirements	11	10	10

**SUPREME COURT OF ALABAMA**

	Actual 2022	Budgeted 2023	Requested 2024	Increase/(Decrease) From Prior Year		Governor's Recommendation 2024
				Amount	Percent	
Unencumbered Balance Brought Forward	179	179	179	0	0.00	179
<b>RECEIPTS:</b>						
State Funds:						
State General Fund	13,319,953	13,504,446	17,602,741	4,098,295	30.35	14,404,665
State General Fund - Departmental Emergency Fund	1,541,346	0	0	0	.....	0
State General Fund - Reversion Reappropriated	384,328	606,589	0	(606,589)	(100.00)	0
State General Fund - Insurance Proceeds	17,325	0	0	0	.....	0
State General Fund - Retiree Bonus	0	70,868	0	(70,868)	(100.00)	0
State General Fund - COLA	184,493	400,219	0	(400,219)	(100.00)	0
<b>TOTAL RECEIPTS</b>	<b>15,447,445</b>	<b>14,582,122</b>	<b>17,602,741</b>	<b>3,020,619</b>	<b>20.71</b>	<b>14,404,665</b>
<b>TOTAL AVAILABLE</b>	<b>15,447,624</b>	<b>14,582,301</b>	<b>17,602,920</b>	<b>3,020,619</b>	<b>20.71</b>	<b>14,404,844</b>
<b>LESS: EXPENDITURES</b>	<b>14,840,856</b>	<b>14,582,122</b>	<b>17,602,919</b>	<b>3,020,797</b>	<b>20.72</b>	<b>14,404,844</b>
<b>REVERSION TO STATE GENERAL FUND</b>	<b>606,589</b>	<b>0</b>	<b>0</b>	<b>0</b>	<b>.....</b>	<b>0</b>
Balance Unencumbered	179	179	1	(178)	(99.44)	0
<b>SUMMARY BUDGET REQUEST</b>						
<b>PROGRAMS AND PROGRAM FUNCTIONS</b>						
<b>CAPITAL OUTLAY PROGRAM</b>						
Supreme Court Marshall Function	1,298,740	0	0	0	.....	
<b>TOTAL</b>	<b>1,298,740</b>	<b>0</b>	<b>0</b>	<b>0</b>	<b>.....</b>	
<b>COURT OPERATIONS PROGRAM</b>						
Appellate Court Operation Function	12,574,940	13,234,744	14,162,564	927,820	7.01	
Supreme Court Marshall Function	967,176	1,347,378	3,440,355	2,092,977	155.34	
<b>TOTAL</b>	<b>13,542,116</b>	<b>14,582,122</b>	<b>17,602,919</b>	<b>3,020,797</b>	<b>20.72</b>	
<b>TOTAL EXPENDITURES</b>	<b>14,840,856</b>	<b>14,582,122</b>	<b>17,602,919</b>	<b>3,020,797</b>	<b>20.72</b>	<b>14,404,844</b>
<b>SUPREME COURT OF ALABAMA SUMMARY</b>						
Personnel Costs	7,797,532	8,674,067	9,478,778	804,711	9.28	
Employee Benefits	2,965,454	3,194,966	3,702,978	508,012	15.90	
Travel - In-State	29,716	20,000	29,000	9,000	45.00	
Travel - Out-of-State	26,325	20,000	20,000	0	0.00	
Repairs and Maintenance	1,515,209	442,606	2,332,606	1,890,000	427.02	
Rentals and Leases	22,459	30,000	30,000	0	0.00	
Utilities and Communication	203,890	300,000	309,000	9,000	3.00	
Professional Fees and Services	1,670,311	703,900	389,696	(314,204)	(44.64)	
Supplies/Materials/Operating Expenses	280,868	335,000	339,278	4,278	1.28	
Transportation Equipment Operations	11,676	24,433	24,433	0	0.00	
Grants and Benefits	250,696	250,697	250,697	0	0.00	
Transportation Equipment Purchases	0	0	35,000	35,000	.....	
Other Equipment Purchases	66,720	586,453	661,453	75,000	12.79	
<b>TOTAL EXPENDITURES</b>	<b>14,840,856</b>	<b>14,582,122</b>	<b>17,602,919</b>	<b>3,020,797</b>	<b>20.72</b>	<b>14,404,844</b>
Total Number of Employees	77.63	84.00	89.00	5.00	5.95	

**SUPREME COURT OF ALABAMA**

	Actual	Budgeted	Requested	Increase/(Decrease)		Governor's
	2022	2023	2024	From Prior Year	Amount	Percent
						2024
SOURCE OF FUNDS:						
State General Fund	14,840,856	14,582,122	17,602,741	3,020,619	20.71	14,404,665
Supreme Court - Federal and Local Funds	0	0	178	178	100.00	179
<b>Total Funds</b>	<b>14,840,856</b>	<b>14,582,122</b>	<b>17,602,919</b>	<b>3,020,797</b>	<b>20.72</b>	<b>14,404,844</b>

AGENCY DESCRIPTION: Exercises, as the highest court in the state, pursuant to statute, the judicial and rule-making power vested in it by the Constitution. Makes decisions on those cases within its original and appellate jurisdiction; makes and promulgates rules governing the administration of all courts; maintains a program of continuing education for justices and other personnel of the Supreme Court; issues licenses to persons certified by the state bar to practice law in this state; appoints special judges for temporary service as the need arises; formulates policy for radio and television coverage in the courtroom and considers plans submitted by other courts for such coverage; establishes criteria determining the number of judges needed in each circuit and district and certifies its findings and recommendations to the legislature; allows justices to review, modify or amend any administrative decision of the Chief Justice or the Administrative Director of Courts; and exercises general supervision and control over the courts of this state.

**SUPREME COURT LIBRARY**

	Actual	Budgeted	Requested	Increase/(Decrease) From Prior Year		Governor's Recommendation
	2022	2023	2024	Amount	Percent	2024
Unencumbered Balance Brought Forward	0	0	0	0	.....	0
<b>RECEIPTS:</b>						
State Funds:						
State General Fund	1,035,252	1,047,992	1,276,517	228,525	21.81	1,071,695
State General Fund - Reversion Reappropriated	161,593	263,928	0	(263,928)	(100.00)	0
State General Fund - COLA	12,740	23,703	0	(23,703)	(100.00)	0
State General Fund - Retiree Bonus	0	4,112	0	(4,112)	(100.00)	0
Education Trust Fund - Transfer from Public Library Service	350,000	350,000	350,000	0	0.00	550,000
Education Trust Fund - Reversion Reappropriated	171,339	23,376	0	(23,376)	(100.00)	0
<b>TOTAL RECEIPTS</b>	<b>1,730,924</b>	<b>1,713,111</b>	<b>1,626,517</b>	<b>(86,594)</b>	<b>(5.05)</b>	<b>1,621,695</b>
<b>TOTAL AVAILABLE</b>	<b>1,730,924</b>	<b>1,713,111</b>	<b>1,626,517</b>	<b>(86,594)</b>	<b>(5.05)</b>	<b>1,621,695</b>
<b>LESS: EXPENDITURES</b>	<b>1,443,620</b>	<b>1,713,111</b>	<b>1,626,517</b>	<b>(86,594)</b>	<b>(5.05)</b>	<b>1,621,695</b>
REVERSION TO EDUCATION TRUST FUND	23,376	0	0	0	.....	0
REVERSION TO STATE GENERAL FUND	263,928	0	0	0	.....	0
Balance Unencumbered	0	0	0	0	.....	0
<b><u>SUMMARY BUDGET REQUEST</u></b>						
<b>PROGRAMS AND PROGRAM FUNCTIONS</b>						
<b>COURT OPERATIONS PROGRAM</b>						
Library Services Function	1,443,620	1,713,111	1,626,517	(86,594)	(5.05)	
<b>TOTAL</b>	<b>1,443,620</b>	<b>1,713,111</b>	<b>1,626,517</b>	<b>(86,594)</b>	<b>(5.05)</b>	
<b>TOTAL EXPENDITURES</b>	<b>1,443,620</b>	<b>1,713,111</b>	<b>1,626,517</b>	<b>(86,594)</b>	<b>(5.05)</b>	<b>1,621,695</b>
<b>SUPREME COURT LIBRARY SUMMARY</b>						
Personnel Costs	546,405	580,964	614,077	33,113	5.70	
Employee Benefits	193,103	186,709	191,706	4,997	2.68	
Travel-In State	0	1,500	2,500	1,000	66.67	
Travel-Out of State	0	5,000	10,000	5,000	100.00	
Repairs and Maintenance	0	1,000	1,000	0	0.00	
Rentals and Leases	4,500	6,000	6,000	0	0.00	
Utilities and Communication	136,219	144,000	144,000	0	0.00	
Professional Fees and Services	29,071	32,000	32,000	0	0.00	
Supplies/Materials/Operating Expenses	522,472	741,538	604,234	(137,304)	(18.52)	
Transportation Equipment Operations	0	0	1,000	1,000	.....	
Other Equipment Purchases	11,850	14,400	20,000	5,600	38.89	
<b>TOTAL EXPENDITURES</b>	<b>1,443,620</b>	<b>1,713,111</b>	<b>1,626,517</b>	<b>(86,594)</b>	<b>(5.05)</b>	<b>1,621,695</b>
Total Number of Employees	8.67	9.00	9.00	0.00	0.00	
<b>SOURCE OF FUNDS:</b>						
State General Fund	945,657	1,339,735	1,276,517	(63,218)	(4.72)	1,071,695
Education Trust Fund	497,963	373,376	350,000	(23,376)	(6.26)	550,000
<b>Total Funds</b>	<b>1,443,620</b>	<b>1,713,111</b>	<b>1,626,517</b>	<b>(86,594)</b>	<b>(5.05)</b>	<b>1,621,695</b>

**AGENCY DESCRIPTION:** Acts as the Librarian of the Supreme Court, Court of Criminal Appeals, and Court of Civil Appeals by statute. Provides security for the Appellate Courts, books and legal materials for all of the justices of the Supreme Court, judges of the Court of Criminal Appeals, and judges of the Court of Civil Appeals.

**UNIFIED JUDICIAL SYSTEM**

	Actual 2022	Budgeted 2023	Requested 2024	Increase/(Decrease) From Prior Year		Governor's Recommendation 2024
				Amount	Percent	
Unencumbered Balance Brought Forward	35,053,376	32,019,871	32,019,871	0	0.00	32,019,871
<b>RECEIPTS:</b>						
Federal and Local Funds:						
AOC Federal and Local Funds - Other	14,376,336	18,027,252	14,381,096	(3,646,156)	(20.23)	14,381,096
State Funds:						
Judicial Administrative Fund	10,724,323	12,295,364	11,000,000	(1,295,364)	(10.54)	11,000,000
Children First Trust Fund	6,136,509	4,646,647	4,646,647	0	0.00	4,646,647
Advanced Technology and Data Exchange Fund	3,020,779	2,656,820	3,061,006	404,186	15.21	3,061,006
Court Automation Fund	4,533,035	3,789,146	3,275,000	(514,146)	(13.57)	3,275,000
Court Referral Officers' Trust Fund	4,283,840	5,594,289	4,685,297	(908,992)	(16.25)	4,685,297
Education Trust Fund - Transfer from State Department of Education	750,000	750,000	750,000	0	0.00	750,000
State General Fund	153,826,176	158,832,284	177,367,824	18,535,540	11.67	167,165,127
State General Fund - Retiree Bonus	0	983,044	0	(983,044)	(100.00)	0
State General Fund - Reversion Reappropriated	754	0	0	0	.....	0
State General Fund - COLA	2,857,880	5,586,071	0	(5,586,071)	(100.00)	0
<b>TOTAL RECEIPTS</b>	<b>200,509,632</b>	<b>213,160,917</b>	<b>219,166,870</b>	<b>6,005,953</b>	<b>2.82</b>	<b>208,964,173</b>
<b>TOTAL AVAILABLE</b>	<b>235,563,008</b>	<b>245,180,788</b>	<b>251,186,741</b>	<b>6,005,953</b>	<b>2.45</b>	<b>240,984,044</b>
<b>LESS: EXPENDITURES</b>	<b>203,543,136</b>	<b>213,160,917</b>	<b>225,127,342</b>	<b>11,966,425</b>	<b>5.61</b>	<b>214,924,645</b>
<b>REVERSION TO STATE GENERAL FUND</b>	<b>1</b>	<b>0</b>	<b>0</b>	<b>0</b>	<b>.....</b>	<b>0</b>
Balance Unencumbered	32,019,871	32,019,871	26,059,399	(5,960,472)	(18.61)	26,059,399
<b>SUMMARY BUDGET REQUEST</b>						
<b>PROGRAMS AND PROGRAM FUNCTIONS</b>						
<b>COURT OPERATIONS PROGRAM</b>						
Judicial Operations Function	155,147,843	165,444,936	177,411,361	11,966,425	7.23	
Court Referral Officer Function	4,678,617	5,594,289	5,594,289	0	0.00	
Juvenile Probation Officers Function	1,034,901	0	0	0	.....	
Professional Standards Function	17,622,902	18,027,252	18,027,252	0	0.00	
<b>TOTAL</b>	<b>178,484,263</b>	<b>189,066,477</b>	<b>201,032,902</b>	<b>11,966,425</b>	<b>6.33</b>	
<b>JUVENILE PROBATION OFFICER SERVICES PROGRAM</b>						
Judicial Operations Function	2,361	0	0	0	.....	
Juvenile Probation Officers Function	19,097,949	17,965,548	17,965,548	0	0.00	
<b>TOTAL</b>	<b>19,100,310</b>	<b>17,965,548</b>	<b>17,965,548</b>	<b>0</b>	<b>0.00</b>	
<b>ADMINISTRATIVE SERVICES PROGRAM</b>						
Administrative Services Function	3,447,383	3,589,831	3,589,831	0	0.00	
<b>TOTAL</b>	<b>3,447,383</b>	<b>3,589,831</b>	<b>3,589,831</b>	<b>0</b>	<b>0</b>	
<b>ALABAMA SENTENCING COMMISSION PROGRAM</b>						
Judicial Operations Function	99	0	0	0	.....	
Alabama Sentencing Commission Function	454,495	468,310	468,310	0	0.00	
<b>TOTAL</b>	<b>454,594</b>	<b>468,310</b>	<b>468,310</b>	<b>0</b>	<b>0.00</b>	
<b>DRUG COURT PROGRAM</b>						
Judicial Operations Function	4,615	0	0	0	.....	
DUI Court Referral Function	2,051,971	2,070,751	2,070,751	0	0.00	
<b>TOTAL</b>	<b>2,056,586</b>	<b>2,070,751</b>	<b>2,070,751</b>	<b>0</b>	<b>0.00</b>	



**UNIFIED JUDICIAL SYSTEM**

	Actual 2022	Budgeted 2023	Requested 2024	Increase/(Decrease) From Prior Year		Governor's Recommendation 2024
				Amount	Percent	
TOTAL EXPENDITURES	203,543,136	213,160,917	225,127,342	11,966,425	5.61	214,924,645
<b>UNIFIED JUDICIAL SYSTEM SUMMARY</b>						
Personnel Costs	121,278,295	134,133,815	139,238,796	5,104,981	3.81	
Employee Benefits	53,923,782	55,140,768	58,207,212	3,066,444	5.56	
Travel - In-State	1,036,652	873,500	873,500	0	0.00	
Travel - Out-of-State	104,261	115,000	115,000	0	0.00	
Repairs and Maintenance	219,999	301,000	301,000	0	0.00	
Rentals and Leases	1,256,582	1,580,000	1,580,000	0	0.00	
Utilities and Communication	3,513,858	2,713,500	2,713,500	0	0.00	
Professional Fees and Services	6,124,294	5,417,733	9,212,733	3,795,000	70.05	
Supplies/Materials/Operating Expenses	5,447,343	4,914,027	4,914,027	0	0.00	
Transportation Equipment Operations	50,586	51,000	51,000	0	0.00	
Grants and Benefits	5,066,083	5,996,074	5,996,074	0	0.00	
Transportation Equipment Purchases	370,998	0	0	0	.....	
Other Equipment Purchases	5,081,714	1,824,500	1,824,500	0	0.00	
Debt Service	68,689	100,000	100,000	0	0.00	
TOTAL EXPENDITURES	203,543,136	213,160,917	225,127,342	11,966,425	5.61	214,924,645
Total Number of Employees	1,940.00	1,941.00	2,009.00	68.00	3.50	
<b>SOURCE OF FUNDS:</b>						
Education Trust Fund - Transfer from State Department of Education	750,000	750,000	750,000	0	0.00	750,000
State General Fund	156,684,809	165,401,399	177,367,824	11,966,425	7.23	167,165,127
AOC Federal and Local Funds - Other	17,608,292	18,027,252	18,027,252	0	0.00	18,027,252
Court Referral Officer's Trust Fund	4,668,990	5,594,289	5,594,289	0	0.00	5,594,289
Court Automation Fund	3,787,649	3,789,146	3,789,146	0	0.00	3,789,146
Advanced Technology and Data Exchange Fund	2,656,316	2,656,820	2,656,820	0	0.00	2,656,820
Judicial Administrative Fund	11,250,571	12,295,364	12,295,364	0	0.00	12,295,364
Children First Trust Fund	6,136,509	4,646,647	4,646,647	0	0.00	4,646,647
Total Funds	203,543,136	213,160,917	225,127,342	11,966,425	5.61	214,924,645

**DESCRIPTION:** Provides for the administration and operation of the circuit and district courts of Alabama. Provides administrative services under the direction of the Chief Justice of the Supreme Court for the Unified Judicial System, including the development and management of fiscal, personnel, and information systems, as well as the provision of technical, advisory, and supportive services to the state courts pertaining to the improvement of judicial administration.

# EXECUTIVE



**BOARD OF PUBLIC ACCOUNTANCY**

	Actual 2022	Budgeted 2023	Requested 2024	Increase/(Decrease) From Prior Year		Governor's Recommendation 2024
				Amount	Percent	
Unencumbered Balance Brought Forward	2,006,207	1,903,156	1,903,156	0	0.00	1,903,156
RECEIPTS:						
State Funds:						
Administrative Fines and Late Renewal Penalties	1,633,346	1,795,600	1,634,200	(161,400)	(8.99)	1,634,200
TOTAL RECEIPTS	1,633,346	1,795,600	1,634,200	(161,400)	(8.99)	1,634,200
TOTAL AVAILABLE	3,639,553	3,698,756	3,537,356	(161,400)	(4.36)	3,537,356
LESS: EXPENDITURES	1,736,397	1,795,600	1,856,000	60,400	3.36	1,856,000
Balance Unencumbered	1,903,156	1,903,156	1,681,356	(221,800)	(11.65)	1,681,356

SUMMARY BUDGET REQUEST

PROGRAMS AND PROGRAM FUNCTIONS

PROFESSIONAL AND OCCUPATIONAL LICENSING AND REGULATION PROGRAM

Accounting, Licensure and Regulation Function	1,736,397	1,795,600	1,856,000	60,400	3.36	
TOTAL	1,736,397	1,795,600	1,856,000	60,400	3.36	
TOTAL EXPENDITURES	1,736,397	1,795,600	1,856,000	60,400	3.36	1,856,000

BOARD OF PUBLIC ACCOUNTANCY SUMMARY

Personnel Costs	664,051	711,000	720,000	9,000	1.27	
Employee Benefits	214,176	237,000	234,000	(3,000)	(1.27)	
Travel - In-State	5,599	15,000	15,000	0	0.00	
Travel - Out-of-State	16,988	50,000	55,000	5,000	10.00	
Repairs and Maintenance	3,358	3,500	4,000	500	14.29	
Rentals and Leases	134,999	137,000	145,000	8,000	5.84	
Utilities and Communication	35,993	36,500	35,000	(1,500)	(4.11)	
Professional Fees and Services	609,996	475,000	490,000	15,000	3.16	
Supplies, Materials, and Operating Expenses	34,487	65,000	75,000	10,000	15.38	
Transportation Equipment Operations	5,505	5,600	6,000	400	7.14	
Capital Outlay	0	0	65,000	65,000	.....	
Other Equipment Purchases	11,245	60,000	12,000	(48,000)	(80.00)	
TOTAL EXPENDITURES	1,736,397	1,795,600	1,856,000	60,400	3.36	1,856,000
Total Number of Employees	11.00	12.00	12.00	0.00	0.00	

SOURCE OF FUNDS:

State Board of Public Accountancy Fund	1,736,397	1,795,600	1,856,000	60,400	3.36	1,856,000
Total Funds	1,736,397	1,795,600	1,856,000	60,400	3.36	1,856,000

AGENCY DESCRIPTION: Regulates the practice of public accounting so the public interest will be protected. Investigates complaints of substandard work, reviewing financial reports and following up to see that CPAs and PAs are maintaining high professional standards. Requires continuing education of CPAs and PAs. Receives and processes all applications for the CPA examination given semi-annually. Tests, grades, and reports results to the candidates and issues CPA certificates to successful candidates. Receives and processes all applications for the annual registration of CPAs and PAs. Ensures that all CPAs and PAs from other states who are doing business in Alabama are properly registered.

**BOARD OF ADJUSTMENT**

	Actual 2022	Budgeted 2023	Requested 2024	Increase/(Decrease) From Prior Year		Governor's Recommendation 2024
				Amount	Percent	
Unencumbered Balance Brought Forward	0	0	0	0	.....	0
<b>RECEIPTS:</b>						
<b>State Funds:</b>						
State General Fund - Administrative Costs	16,500	16,500	16,500	0	0.00	16,500
State General Fund - Dependent Claims	3,339,767	1,288,002	500,000	(788,002)	(61.18)	1,500,000
State General Fund - Reversion Reappropriated	0	7,500	0	(7,500)	(100.00)	0
<b>TOTAL RECEIPTS</b>	<b>3,356,267</b>	<b>1,312,002</b>	<b>516,500</b>	<b>(795,502)</b>	<b>(60.63)</b>	<b>1,516,500</b>
<b>TOTAL AVAILABLE</b>	<b>3,356,267</b>	<b>1,312,002</b>	<b>516,500</b>	<b>(795,502)</b>	<b>(60.63)</b>	<b>1,516,500</b>
<b>LESS: EXPENDITURES</b>	<b>3,348,767</b>	<b>1,312,002</b>	<b>516,500</b>	<b>(795,502)</b>	<b>(60.63)</b>	<b>1,516,500</b>
<b>REVERSION TO STATE GENERAL FUND</b>	<b>7,500</b>	<b>0</b>	<b>0</b>	<b>0</b>	<b>.....</b>	<b>0</b>
Balance Unencumbered	0	0	0	0	.....	0
<b><u>SUMMARY BUDGET REQUEST</u></b>						
<b>PROGRAMS AND PROGRAM FUNCTIONS</b>						
<b>SPECIAL SERVICES PROGRAM</b>						
Peace Officers' and Firemen Death Claims Function	3,339,768	1,288,002	500,000	(788,002)	(61.18)	
Damage Claims Function	8,999	24,000	16,500	(7,500)	(31.25)	
<b>TOTAL</b>	<b>3,348,767</b>	<b>1,312,002</b>	<b>516,500</b>	<b>(795,502)</b>	<b>(60.63)</b>	
<b>TOTAL EXPENDITURES</b>	<b>3,348,767</b>	<b>1,312,002</b>	<b>516,500</b>	<b>(795,502)</b>	<b>(60.63)</b>	<b>1,516,500</b>
<b>BOARD OF ADJUSTMENT SUMMARY</b>						
Repairs and Maintenance	700	2,000	2,000	0	0.00	
Rentals and Leases	500	2,000	2,000	0	0.00	
Utilities and Communication	4,749	5,000	5,000	0	0.00	
Professional Fees and Services	2,550	5,000	5,000	0	0.00	
Supplies/Materials/Operating Expenses	500	10,000	2,500	(7,500)	(75.00)	
Grants and Benefits	3,339,768	1,288,002	500,000	(788,002)	(61.18)	
<b>TOTAL EXPENDITURES</b>	<b>3,348,767</b>	<b>1,312,002</b>	<b>516,500</b>	<b>(795,502)</b>	<b>(60.63)</b>	<b>1,516,500</b>
Total Number of Employees	0.00	0.00	0.00	0.00	.....	
<b>SOURCE OF FUNDS:</b>						
State General Fund	3,348,767	1,312,002	516,500	(795,502)	(60.63)	1,516,500
<b>Total Funds</b>	<b>3,348,767</b>	<b>1,312,002</b>	<b>516,500</b>	<b>(795,502)</b>	<b>(60.63)</b>	<b>1,516,500</b>

**AGENCY DESCRIPTION:** Damage Claims: Hears and considers all claims for damages to either person or property growing out of any injury allegedly caused by the State of Alabama or any of its agencies. Dependents' Claims: Hears and considers all claims for benefits made by surviving dependents of certain peace officers and firemen killed in the line of duty or whose deaths resulted from injury received in the course of their employment and while engaged in the performance of their duties or from a disease defined as an occupational disease.

**AGRICULTURAL AND CONSERVATION DEVELOPMENT COMMISSION**

	Actual 2022	Budgeted 2023	Requested 2024	Increase/(Decrease)		Governor's Recommendation 2024
				From Prior Year		
				Amount	Percent	
Unencumbered Balance Brought Forward	628,050	432,806	341,006	(91,800)	(21.21)	341,006
<b>RECEIPTS:</b>						
State Funds:						
State General Fund - Transfer	680,598	1,000,000	2,100,000	1,100,000	110.00	1,683,567
State General Fund - Transfer - COLA	3,854	8,567	0	(8,567)	(100.00)	0
State General Fund - Transfer - Retiree Bonus	0	1,488	0	(1,488)	(100.00)	0
Agricultural and Conservation Development Commission Fund	73,162	0	0	0	.....	0
<b>TOTAL RECEIPTS</b>	<b>757,614</b>	<b>1,010,055</b>	<b>2,100,000</b>	<b>1,089,945</b>	<b>107.91</b>	<b>1,683,567</b>
<b>TOTAL AVAILABLE</b>	<b>1,385,664</b>	<b>1,442,861</b>	<b>2,441,006</b>	<b>998,145</b>	<b>69.18</b>	<b>2,024,573</b>
<b>LESS: EXPENDITURES</b>	<b>952,858</b>	<b>1,101,855</b>	<b>2,100,000</b>	<b>998,145</b>	<b>90.59</b>	<b>1,683,567</b>
Balance Unencumbered	432,806	341,006	341,006	0	0.00	341,006
<b>SUMMARY BUDGET REQUEST</b>						
<b>PROGRAMS AND PROGRAM FUNCTIONS</b>						
<b>WATER RESOURCE DEVELOPMENT PROGRAM</b>						
Soil and Water Conservation Development Function	952,858	1,101,855	2,100,000	998,145	90.59	
<b>TOTAL</b>	<b>952,858</b>	<b>1,101,855</b>	<b>2,100,000</b>	<b>998,145</b>	<b>90.59</b>	
<b>AGRICULTURAL AND CONSERVATION DEVELOPMENT COMMISSION SUMMARY</b>						
Personnel Costs	173,559	194,175	205,272	11,097	5.71	
Employee Benefits	71,913	79,131	90,728	11,597	14.66	
Travel - In-State	6,113	10,400	20,000	9,600	92.31	
Travel - Out-of-State	5,347	28,000	20,000	(8,000)	(28.57)	
Rentals and Leases	88,232	0	0	0	.....	
Utilities and Communication	0	0	20,000	20,000	.....	
Professional Fees and Services	3,160	3,600	40,000	36,400	1,011.11	
Supplies/Materials/Operating Expenses	1,810	2,000	20,000	18,000	900.00	
Grants and Benefits	602,621	780,749	1,684,000	903,251	115.69	
Other Equipment Purchases	103	3,800	0	(3,800)	(100.00)	
<b>TOTAL EXPENDITURES</b>	<b>952,858</b>	<b>1,101,855</b>	<b>2,100,000</b>	<b>998,145</b>	<b>90.59</b>	<b>1,683,567</b>
Total Number of Employees	3.01	3.00	3.00	0.00	0.00	
<b>SOURCE OF FUNDS:</b>						
State General Fund - Transfer	684,452	1,010,055	2,100,000	1,089,945	107.91	1,683,567
Agricultural and Conservation Development Commission Fund - Reversion Reappropriated	268,406	91,800	0	(91,800)	(100.00)	0
<b>Total Funds</b>	<b>952,858</b>	<b>1,101,855</b>	<b>2,100,000</b>	<b>998,145</b>	<b>90.59</b>	<b>1,683,567</b>

**AGENCY DESCRIPTION:** Administers, coordinates and disburses cost-share grant appropriations through the State Committee Office, as provided by Act No. 86-426, for the financing of soil conservation, water quality improvement, and improved forestry. Encourages the restoration and conservation of soil resources in Alabama.

**ALABAMA AGRICULTURAL MUSEUM BOARD**

	Actual 2022	Budgeted 2023	Requested 2024	Increase/(Decrease)		Governor's Recommendation 2024
				From Prior Year		
				Amount	Percent	
Unencumbered Balance Brought Forward	11,611	11,611	11,611	0	0.00	11,611
<b>RECEIPTS:</b>						
<b>State Funds:</b>						
State General Fund - COLA	1,623	2,248	0	(2,248)	(100.00)	0
State General Fund - Retiree Bonus	0	560	0	(560)	(100.00)	0
State General Fund - Transfer from Agriculture and Industries	100,000	101,623	150,000	48,377	47.60	103,871
State General Fund - Reversion Reappropriated	304,426	7,101	0	(7,101)	(100.00)	0
<b>TOTAL RECEIPTS</b>	<b>406,049</b>	<b>111,532</b>	<b>150,000</b>	<b>38,468</b>	<b>34.49</b>	<b>103,871</b>
<b>TOTAL AVAILABLE</b>	<b>417,660</b>	<b>123,143</b>	<b>161,611</b>	<b>38,468</b>	<b>31.24</b>	<b>115,482</b>
<b>LESS: EXPENDITURES</b>	<b>398,948</b>	<b>111,532</b>	<b>150,000</b>	<b>38,468</b>	<b>34.49</b>	<b>103,871</b>
<b>REVERSION TO STATE GENERAL FUND</b>	<b>7,101</b>	<b>0</b>	<b>0</b>	<b>0</b>	<b>.....</b>	<b>0</b>
<b>Balance Unencumbered</b>	<b>11,611</b>	<b>11,611</b>	<b>11,611</b>	<b>0</b>	<b>0.00</b>	<b>11,611</b>

SUMMARY BUDGET REQUEST

PROGRAMS AND PROGRAM FUNCTIONS

AGRICULTURAL PROMOTIONAL PROGRAM

Historical Appreciation Function	398,948	111,532	150,000	38,468	34.49	
<b>TOTAL</b>	<b>398,948</b>	<b>111,532</b>	<b>150,000</b>	<b>38,468</b>	<b>34.49</b>	
<b>TOTAL EXPENDITURES</b>	<b>398,948</b>	<b>111,532</b>	<b>150,000</b>	<b>38,468</b>	<b>34.49</b>	<b>103,871</b>

ALABAMA AGRICULTURAL MUSEUM BOARD SUMMARY

Personnel Costs	65,994	69,583	73,172	3,589	5.16	
Employee Benefits	25,403	24,073	27,544	3,471	14.42	
Travel - In-State	0	0	2,000	2,000	.....	
Travel - Out of State	2,967	0	2,033	2,033	.....	
Repairs and Maintenance	773	375	9,452	9,077	2,420.53	
Rentals and Leases	15,600	3,600	15,600	12,000	333.33	
Utilities and Communication	7,538	7,601	8,164	563	7.41	
Professional Fees and Services	2,661	2,800	5,939	3,139	112.11	
Supplies/Materials/Operating Expenses	3,886	3,500	6,096	2,596	74.17	
Capital Outlay	274,126	0	0	0	.....	
<b>TOTAL EXPENDITURES</b>	<b>398,948</b>	<b>111,532</b>	<b>150,000</b>	<b>38,468</b>	<b>34.49</b>	<b>103,871</b>
<b>Total Number of Employees</b>	<b>1.50</b>	<b>1.50</b>	<b>1.25</b>	<b>(0.25)</b>	<b>(16.67)</b>	

SOURCE OF FUNDS:

State General Fund	398,948	111,532	150,000	38,468	34.49	
<b>Total Funds</b>	<b>398,948</b>	<b>111,532</b>	<b>150,000</b>	<b>38,468</b>	<b>34.49</b>	<b>103,871</b>

AGENCY DESCRIPTION: Collects, preserves, and interprets information and materials relating to the history of agriculture in Alabama.

**DEPARTMENT OF AGRICULTURE AND INDUSTRIES**

	Actual 2022	Budgeted 2023	Requested 2024	Increase/(Decrease) From Prior Year		Governor's Recommendation 2024
				Amount	Percent	
Unencumbered Balance Brought Forward	13,476,684	5,287,894	5,287,334	(560)	(0.01)	5,287,334
Investments Balance Brought Forward	36,743,510	36,751,979	36,751,979	0	0.00	36,751,979
<b>RECEIPTS:</b>						
State Funds:						
Farmers' Market Authority Fund	1,084,355	1,500,000	1,500,000	0	0.00	1,500,000
Agricultural Fund	24,790,872	36,888,674	52,778,456	15,889,782	43.07	52,778,456
Shipping Point Inspection Fund	5,713,651	8,460,670	8,460,670	0	0.00	8,460,670
Petroleum	33,518	0	0	0	.....	0
Egg Inspection Fund	0	25,000	25,000	0	0.00	25,000
State General Fund	19,526,264	18,070,899	16,768,555	(1,302,344)	(7.21)	16,522,233
State General Fund - Supplemental Appropriation	9,500,000	0	0	0	.....	0
State General Fund - COLA	143,012	251,334	0	(251,334)	(100.00)	0
State General Fund - Retiree Bonus	0	50,193	0	(50,193)	(100.00)	0
State General Fund - Reversion Reappropriated	469	0	0	0	.....	0
Education Trust Fund	0	0	400,000	400,000	.....	400,000
<b>TOTAL RECEIPTS</b>	<b>60,792,141</b>	<b>65,246,770</b>	<b>79,932,681</b>	<b>14,685,911</b>	<b>22.51</b>	<b>79,686,359</b>
<b>TOTAL AVAILABLE</b>	<b>111,012,335</b>	<b>107,286,643</b>	<b>121,971,994</b>	<b>14,685,351</b>	<b>13.69</b>	<b>121,725,672</b>
<b>LESS: EXPENDITURES</b>	<b>68,879,308</b>	<b>65,142,899</b>	<b>79,532,681</b>	<b>14,389,782</b>	<b>22.09</b>	<b>79,686,359</b>
<b>TRANSFER TO AGRICULTURAL MUSEUM BOARD</b>	<b>101,623</b>	<b>104,431</b>	<b>0</b>	<b>(104,431)</b>	<b>(100.00)</b>	<b>101,623</b>
<b>INVESTMENT ADJUSTMENT</b>	<b>(8,469)</b>	<b>0</b>	<b>0</b>	<b>0</b>	<b>.....</b>	<b>0</b>
<b>Investments Balance</b>	<b>36,751,979</b>	<b>36,751,979</b>	<b>36,751,979</b>	<b>0</b>	<b>0.00</b>	<b>36,751,979</b>
<b>Balance Unencumbered</b>	<b>5,287,894</b>	<b>5,287,334</b>	<b>5,687,334</b>	<b>400,000</b>	<b>7.57</b>	<b>5,185,711</b>
<b>SUMMARY BUDGET REQUEST</b>						
<b>PROGRAMS AND PROGRAM FUNCTIONS</b>						
<b>AGRICULTURAL DEVELOPMENT SERVICES PROGRAM</b>						
Marketing and Promotional Services Function	7,692,925	9,188,741	17,762,730	8,573,989	93.31	
<b>TOTAL</b>	<b>7,692,925</b>	<b>9,188,741</b>	<b>17,762,730</b>	<b>8,573,989</b>	<b>93.31</b>	
<b>CAPITAL OUTLAY PROGRAM</b>						
Animal Health Function	9,998,377	0	3,500,000	3,500,000	.....	
<b>TOTAL</b>	<b>9,998,377</b>	<b>0</b>	<b>3,500,000</b>	<b>3,500,000</b>	<b>.....</b>	
<b>AGRICULTURAL INSPECTION SERVICES PROGRAM</b>						
Plant Industries/Agriculture Chemistry Function	11,572,186	13,960,097	14,512,670	552,573	3.96	
Meat Inspection Function	9,594,989	10,346,151	11,307,240	961,089	9.29	
Executive Administrative Function	7,282	0	0	0	.....	
<b>TOTAL</b>	<b>21,174,457</b>	<b>24,306,248</b>	<b>25,819,910</b>	<b>1,513,662</b>	<b>6.23</b>	
<b>LABORATORY ANALYSIS AND DISEASE CONTROL PROGRAM</b>						
Plant Industries/Agriculture Chemistry Function	198	0	0	0	.....	
Animal Health Function	12,580,938	14,122,750	15,387,000	1,264,250	8.95	
Executive Administrative Function	188	0	0	0	.....	



**DEPARTMENT OF AGRICULTURE AND INDUSTRIES**

	Actual 2022	Budgeted 2023	Requested 2024	Increase/(Decrease)		Governor's Recommendation 2024
				From Prior Year		
				Amount	Percent	
<b>TOTAL</b>	12,581,324	14,122,750	15,387,000	1,264,250	8.95	
<b>ADMINISTRATIVE SERVICES PROGRAM</b>						
Animal Health Function	89	0	0	0	.....	
Executive Administration Function	17,432,136	17,525,160	17,063,041	(462,119)	(2.64)	
<b>TOTAL</b>	17,432,225	17,525,160	17,063,041	(462,119)	(2.64)	
<b>TOTAL EXPENDITURES</b>	68,879,308	65,142,899	79,532,681	14,389,782	22.09	79,686,359

**DEPARTMENT OF AGRICULTURE AND INDUSTRIES SUMMARY**

Personnel Costs	18,673,641	24,735,523	25,536,956	801,433	3.24	
Employee Benefits	7,587,657	9,866,544	10,744,769	878,225	8.90	
Travel - In-State	1,167,994	809,864	1,258,000	448,136	55.33	
Travel - Out-of-State	208,002	251,000	285,000	34,000	13.55	
Repairs and Maintenance	1,604,998	1,658,440	1,730,000	71,560	4.31	
Rentals and Leases	1,819,306	1,869,277	1,931,000	61,723	3.30	
Utilities and Communication	1,319,719	1,315,000	1,340,000	25,000	1.90	
Professional Fees and Services	3,497,936	3,242,000	3,817,000	575,000	17.74	
Supplies/Materials/Operating Expenses	5,557,595	5,091,314	5,271,383	180,069	3.54	
Transportation Equipment Operations	983,549	830,000	840,000	10,000	1.20	
Grants and Benefits	13,113,513	11,263,240	19,282,240	8,019,000	71.20	
Capital Outlay	9,998,377	0	3,500,000	3,500,000	.....	
Transportation Equipment Purchases	1,002,333	1,324,646	821,333	(503,313)	(38.00)	
Other Equipment Purchases	2,344,688	2,886,051	3,175,000	288,949	10.01	
<b>TOTAL EXPENDITURES</b>	68,879,308	65,142,899	79,532,681	14,389,782	22.09	79,686,359
<b>Total Number of Employees</b>	380.18	378.18	377.11	(1.07)	(0.28)	

**SOURCE OF FUNDS:**

State General Fund	29,068,122	18,267,995	16,768,555	(1,499,440)	(8.21)	16,522,233
Shipping Point Inspection Fund	7,080,005	8,460,670	8,460,670	0	0.00	8,460,670
Agricultural Fund	31,621,289	36,889,234	52,778,456	15,889,222	43.07	52,778,456
Egg Inspection Fund	0	25,000	25,000	0	0.00	25,000
Farmers Market Authority Fund	1,109,892	1,500,000	1,500,000	0	0.00	1,500,000
Education Trust Fund	0	0	400,000	400,000	.....	400,000
<b>Total Funds</b>	68,879,308	65,142,899	79,532,681	14,389,782	22.09	79,686,359

**AGENCY DESCRIPTION:** Agricultural Inspection Services: Administers and coordinates the four areas of inspection--biological, animal, agricultural, chemistry, and facilities and issues registrations, permits and licenses. Laboratory Analysis and Disease Control: Examines animals and specimens, offers diagnostic services, and analyzes agricultural commodity samples. Agricultural Development Services: Collects and disseminates unbiased market information, provides live grading services for cattle and hogs, and develops and promotes agricultural industry.

**ALABAMA TRUST FUND**

	Actual 2022	Budgeted 2023	Requested 2024	Increase/(Decrease) From Prior Year		Governor's Recommendation 2024
				Amount	Percent	
Unencumbered Balance Brought Forward	0	0	0	0	.....	0
<b>RECEIPTS:</b>						
<b>State Funds:</b>						
State General Fund	8,265	8,265	19,065	10,800	130.67	10,265
State General Fund - Repayment of CA 856	13,500,000	83,456,703	13,500,000	(69,956,703)	(83.82)	0
State General Fund - Supplemental Appropriation	2,228	0	0	0	.....	0
State General Fund - Reversion Reappropriated	13,703	6,056	0	(6,056)	(100.00)	0
<b>TOTAL RECEIPTS</b>	<b>13,524,196</b>	<b>83,471,024</b>	<b>13,519,065</b>	<b>(69,951,959)</b>	<b>(83.80)</b>	<b>10,265</b>
<b>TOTAL AVAILABLE</b>	<b>13,524,196</b>	<b>83,471,024</b>	<b>13,519,065</b>	<b>(69,951,959)</b>	<b>(83.80)</b>	<b>10,265</b>
<b>LESS: EXPENDITURES</b>	<b>13,518,140</b>	<b>83,471,024</b>	<b>13,519,065</b>	<b>(69,951,959)</b>	<b>(83.80)</b>	<b>10,265</b>
<b>REVERSION TO STATE GENERAL FUND</b>	<b>6,056</b>	<b>0</b>	<b>0</b>	<b>0</b>	<b>.....</b>	<b>0</b>
Balance Unencumbered	0	0	0	0	.....	0
<b><u>SUMMARY BUDGET REQUEST</u></b>						
<b>PROGRAMS AND PROGRAM FUNCTIONS</b>						
<b>FISCAL MANAGEMENT PROGRAM</b>						
Alabama Trust Fund Administration Function	13,518,140	83,471,024	13,519,065	(69,951,959)	(83.80)	
<b>TOTAL</b>	<b>13,518,140</b>	<b>83,471,024</b>	<b>13,519,065</b>	<b>(69,951,959)</b>	<b>(83.80)</b>	
<b>TOTAL EXPENDITURES</b>	<b>13,518,140</b>	<b>83,471,024</b>	<b>13,519,065</b>	<b>(69,951,959)</b>	<b>(83.80)</b>	<b>10,265</b>
<b>ALABAMA TRUST FUND SUMMARY</b>						
Travel - In-State	831	3,065	3,065	0	0.00	
Utilities and Communication	751	300	1,000	700	233.33	
Professional Fees and Services	12,878	8,956	13,000	4,044	45.15	
Supplies/Materials/Operating Expenses	1,452	2,000	2,000	0	0.00	
Miscellaneous	13,502,228	83,456,703	13,500,000	(69,956,703)	(83.82)	
<b>TOTAL EXPENDITURES</b>	<b>13,518,140</b>	<b>83,471,024</b>	<b>13,519,065</b>	<b>(69,951,959)</b>	<b>(83.80)</b>	<b>10,265</b>
Total Number of Employees	0.00	0.00	0.00	0.00	.....	
<b>SOURCE OF FUNDS:</b>						
State General Fund	13,518,140	83,471,024	13,519,065	(69,951,959)	(83.80)	10,265
<b>Total Funds</b>	<b>13,518,140</b>	<b>83,471,024</b>	<b>13,519,065</b>	<b>(69,951,959)</b>	<b>(83.80)</b>	<b>10,265</b>

**ALCOHOLIC BEVERAGE CONTROL BOARD**

	Actual 2022	Budgeted 2023	Requested 2024	Increase/(Decrease)		Governor's Recommendation 2024
				From Prior Year		
				Amount	Percent	
Unencumbered Balance Brought Forward	15,337,506	6,543,651	3,342,567	(3,201,084)	(48.92)	3,342,567
<b>RECEIPTS:</b>						
<b>State Funds:</b>						
ABC Stores Allotted Account	15,400,829	18,405,755	20,246,330	1,840,575	10.00	20,246,330
Transfer from ABC Stores Fund	70,000,000	98,000,000	112,700,000	14,700,000	15.00	112,700,000
Children First Trust Fund	613,651	426,500	426,500	0	0.00	426,500
<b>TOTAL RECEIPTS</b>	<b>86,014,480</b>	<b>116,832,255</b>	<b>133,372,830</b>	<b>16,540,575</b>	<b>14.16</b>	<b>133,372,830</b>
<b>TOTAL AVAILABLE</b>	<b>101,351,986</b>	<b>123,375,906</b>	<b>136,715,397</b>	<b>13,339,491</b>	<b>10.81</b>	<b>136,715,397</b>
<b>LESS: EXPENDITURES</b>	<b>94,808,335</b>	<b>120,033,339</b>	<b>134,632,789</b>	<b>14,599,450</b>	<b>12.16</b>	<b>134,632,789</b>
Balance Unencumbered	6,543,651	3,342,567	2,082,608	(1,259,959)	(37.69)	2,082,608

SUMMARY BUDGET REQUEST

PROGRAMS AND PROGRAM FUNCTIONS

ALCOHOLIC BEVERAGE MANAGEMENT PROGRAM

Warehousing Function	10,412,060	13,454,752	16,284,141	2,829,389	21.03
ABC Stores Function	60,473,710	75,431,991	80,716,071	5,284,080	7.01
Wholesale Division Function	2,341,442	3,106,057	3,265,512	159,455	5.13
COVID-19 Pandemic Function	80,150	0	0	0	.....
<b>TOTAL</b>	<b>73,307,362</b>	<b>91,992,800</b>	<b>100,265,724</b>	<b>8,272,924</b>	<b>8.99</b>

LICENSING, REGULATION AND ENFORCEMENT PROGRAM

Auditing Function	2,595,028	3,537,792	3,896,230	358,438	10.13
COVID-19 Pandemic Function	2,300	0	0	0	.....
Licensing and Compliance Function	6,485,860	8,943,602	9,986,619	1,043,017	11.66
<b>TOTAL</b>	<b>9,083,188</b>	<b>12,481,394</b>	<b>13,882,849</b>	<b>1,401,455</b>	<b>11.23</b>

ADMINISTRATIVE SERVICES PROGRAM

Accounting Function	2,123,651	2,470,682	2,892,821	422,139	17.09	
Personnel Function	1,299,182	1,578,828	1,751,345	172,517	10.93	
Agency Administration Function	3,458,012	3,996,266	4,288,105	291,839	7.30	
Information Systems Function	5,532,160	7,513,369	11,551,945	4,038,576	53.75	
COVID-19 Pandemic Function	4,780	0	0	0	.....	
<b>TOTAL</b>	<b>12,417,785</b>	<b>15,559,145</b>	<b>20,484,216</b>	<b>4,925,071</b>	<b>31.65</b>	
<b>TOTAL EXPENDITURES</b>	<b>94,808,335</b>	<b>120,033,339</b>	<b>134,632,789</b>	<b>14,599,450</b>	<b>12.16</b>	<b>134,632,789</b>

ALCOHOLIC BEVERAGE CONTROL BOARD SUMMARY

Personnel Costs	33,720,796	42,790,655	45,124,094	2,333,439	5.45
Employee Benefits	16,892,876	21,920,693	25,924,095	4,003,402	18.26
Travel - In-State	448,087	491,500	535,500	44,000	8.95
Travel - Out-of-State	72,044	142,500	158,000	15,500	10.88
Repairs and Maintenance	805,499	1,015,000	1,025,000	10,000	0.99
Rentals and Leases	14,556,530	16,920,000	17,485,000	565,000	3.34
Utilities and Communication	3,586,567	3,942,500	3,832,500	(110,000)	(2.79)

**ALCOHOLIC BEVERAGE CONTROL BOARD**

	Actual 2022	Budgeted 2023	Requested 2024	Increase/(Decrease)		Governor's Recommendation 2024
				From Prior Year		
				Amount	Percent	
Professional Fees and Services	15,034,408	17,425,000	18,750,000	1,325,000	7.60	
Supplies/Materials/Operating Expenses	5,569,613	5,047,000	5,765,000	718,000	14.23	
Transportation Equipment Operations	596,060	597,500	655,000	57,500	9.62	
Grants and Benefits	9,366	3,600	3,600	0	0.00	
Capital Outlay	445,130	4,449,097	8,000,000	3,550,903	79.81	
Transportation Equipment Purchases	803,819	1,725,000	1,950,000	225,000	13.04	
Other Equipment Purchases	2,267,540	3,563,294	5,425,000	1,861,706	52.25	
<b>TOTAL EXPENDITURES</b>	<b>94,808,335</b>	<b>120,033,339</b>	<b>134,632,789</b>	<b>14,599,450</b>	<b>12.16</b>	<b>134,632,789</b>
<b>Total Number of Employees</b>	<b>883.75</b>	<b>1,084.00</b>	<b>1,087.00</b>	<b>3.00</b>	<b>0.28</b>	
<b>SOURCE OF FUNDS:</b>						
ABC Stores Fund	94,194,684	119,606,839	134,206,289	14,599,450	12.21	134,206,289
Children First Trust Fund	613,651	426,500	426,500	0	0.00	426,500
<b>Total Funds</b>	<b>94,808,335</b>	<b>120,033,339</b>	<b>134,632,789</b>	<b>14,599,450</b>	<b>12.16</b>	<b>134,632,789</b>

AGENCY DESCRIPTION: Product Management: Manages the flow of liquor after manufacture through retail/wholesale sales. Enforcement: Regulates and controls the sale and distribution of alcoholic beverages and tobacco. Administration Services provides auditing, accounting, administration, personnel, and other support services and determines policy.

**AMERICAN LEGION AND AUXILIARY SCHOLARSHIPS**

	Actual 2022	Budgeted 2023	Requested 2024	Increase/(Decrease) From Prior Year		Governor's Recommendation 2024
				Amount	Percent	
Unencumbered Balance Brought Forward	0	0	0	0	.....	0
<b>RECEIPTS:</b>						
State Funds:						
Education Trust Fund	112,500	112,500	0	(112,500)	(100.00)	112,500
<b>TOTAL RECEIPTS</b>	<b>112,500</b>	<b>112,500</b>	<b>0</b>	<b>(112,500)</b>	<b>(100.00)</b>	<b>112,500</b>
<b>TOTAL AVAILABLE</b>	<b>112,500</b>	<b>112,500</b>	<b>0</b>	<b>(112,500)</b>	<b>(100.00)</b>	<b>112,500</b>
<b>LESS: EXPENDITURES</b>	<b>112,500</b>	<b>112,500</b>	<b>0</b>	<b>(112,500)</b>	<b>(100.00)</b>	<b>112,500</b>
Balance Unencumbered	0	0	0	0	.....	0
<b><u>SUMMARY BUDGET REQUEST</u></b>						
<b>PROGRAMS AND PROGRAM FUNCTIONS</b>						
<b>FINANCIAL ASSISTANCE PROGRAM</b>						
Other Financial Assistance Function	112,500	112,500	0	(112,500)	(100.00)	
<b>TOTAL</b>	<b>112,500</b>	<b>112,500</b>	<b>0</b>	<b>(112,500)</b>	<b>(100.00)</b>	
<b>TOTAL EXPENDITURES</b>	<b>112,500</b>	<b>112,500</b>	<b>0</b>	<b>(112,500)</b>	<b>(100.00)</b>	<b>112,500</b>
<b>AMERICAN LEGION AND AUXILIARY SCHOLARSHIPS SUMMARY</b>						
Grants and Benefits	112,500	112,500	0	(112,500)	(100.00)	
<b>TOTAL EXPENDITURES</b>	<b>112,500</b>	<b>112,500</b>	<b>0</b>	<b>(112,500)</b>	<b>(100.00)</b>	<b>112,500</b>
Total Number of Employees	0.00	0.00	0.00	0.00	.....	
<b>SOURCE OF FUNDS:</b>						
Education Trust Fund	112,500	112,500	0	(112,500)	(100.00)	112,500
<b>Total Funds</b>	<b>112,500</b>	<b>112,500</b>	<b>0</b>	<b>(112,500)</b>	<b>(100.00)</b>	<b>112,500</b>

**AGENCY DESCRIPTION:** Supplies needed funds to provide not more than one hundred fifty scholarships (\$750 each) for children of Alabama veterans of all wars who are in need. Selects children from applications submitted showing their parent's service record (honorable discharge), student's school record, and character witnesses (3) for the student. Awards money which aids students in the purchase of books and pays part of their fees for a state-supported college or university of their choice. Carefully considers by scholarship committees all applications and selects those most qualified and in most need of financial assistance. (Alabama Code Sections 16-31-1 through 16-31-4.)

**BOARD FOR REGISTRATION OF ARCHITECTS**

	Actual 2022	Budgeted 2023	Requested 2024	Increase/(Decrease) From Prior Year		Governor's Recommendation 2024
				Amount	Percent	
Unencumbered Balance Brought Forward	503,044	578,582	559,149	(19,433)	(3.36)	559,149
<b>RECEIPTS:</b>						
<b>State Funds:</b>						
Certificates of Authorization	74,400	75,000	80,000	5,000	6.67	80,000
Exam Applications Fees	370	370	400	30	8.11	400
Fines and Penalties	7,150	7,200	8,000	800	11.11	8,000
Reciprocal Applications	33,600	40,000	47,000	7,000	17.50	47,000
Reinstatement Fees	18,400	25,000	31,000	6,000	24.00	31,000
Miscellaneous Receipts	50	50	52	2	4.00	52
Renewal and Late Fees	404,205	410,000	422,000	12,000	2.93	422,000
<b>TOTAL RECEIPTS</b>	<b>538,175</b>	<b>557,620</b>	<b>588,452</b>	<b>30,832</b>	<b>5.53</b>	<b>588,452</b>
<b>TOTAL AVAILABLE</b>	<b>1,041,219</b>	<b>1,136,202</b>	<b>1,147,601</b>	<b>11,399</b>	<b>1.00</b>	<b>1,147,601</b>
<b>LESS: EXPENDITURES</b>	<b>462,637</b>	<b>577,053</b>	<b>588,452</b>	<b>11,399</b>	<b>1.98</b>	<b>588,452</b>
Balance Unencumbered	578,582	559,149	559,149	0	0.00	559,149

**SUMMARY BUDGET REQUEST**

**PROGRAMS AND PROGRAM FUNCTIONS**

**PROFESSIONAL AND OCCUPATIONAL LICENSING AND REGULATION PROGRAM**

Licensing and Regulation of Architects Function	462,637	577,053	588,452	11,399	1.98	
<b>TOTAL</b>	<b>462,637</b>	<b>577,053</b>	<b>588,452</b>	<b>11,399</b>	<b>1.98</b>	
<b>TOTAL EXPENDITURES</b>	<b>462,637</b>	<b>577,053</b>	<b>588,452</b>	<b>11,399</b>	<b>0.0198</b>	<b>588,452</b>

**BOARD FOR REGISTRATION OF ARCHITECTS SUMMARY**

Personnel Costs	193,499	247,910	223,222	(24,688)	(9.96)	
Employee Benefits	71,917	56,095	87,930	31,835	56.75	
Travel - In-State	11,374	20,000	20,000	0	0.00	
Travel - Out-of-State	10,493	25,000	25,000	0	0.00	
Repairs and Maintenance	880	1,800	1,800	0	0.00	
Rentals and Leases	49,407	57,000	67,000	10,000	17.54	
Utilities and Communication	8,311	11,000	11,000	0	0.00	
Professional Fees and Services	13,090	24,748	30,000	5,252	21.22	
Supplies/Materials/Operating Expenses	22,995	26,000	35,000	9,000	34.62	
Transportation Equipment Operations	1,176	2,500	2,500	0	0.00	
Grants and Benefits	74,535	70,000	85,000	15,000	21.43	
Other Equipment Purchases	4,960	35,000	0	(35,000)	(100.00)	
<b>TOTAL EXPENDITURES</b>	<b>462,637</b>	<b>577,053</b>	<b>588,452</b>	<b>11,399</b>	<b>1.98</b>	<b>588,452</b>
<b>Total Number of Employees</b>	<b>3.50</b>	<b>3.50</b>	<b>3.50</b>	<b>0.00</b>	<b>0.00</b>	

**SOURCE OF FUNDS:**

Board for Registration of Architects Fund	462,637	577,053	588,452	11,399	1.98	588,452
<b>Total Funds</b>	<b>462,637</b>	<b>577,053</b>	<b>588,452</b>	<b>11,399</b>	<b>0.0198</b>	<b>588,452</b>

**AGENCY DESCRIPTION:** Registers individuals by examination or reciprocity in accordance with the criteria established by the Board and the National Council of Architectural Registration Boards (NCARB); Regulates architects through law changes, investigations of alleged violations, and education of public officials and architects through publication of a newsletter and an annual roster (which contains the law, rules and regulations, and code for professional conduct).

**DEPARTMENT OF ARCHIVES AND HISTORY**

	Actual 2022	Budgeted 2023	Requested 2024	Increase/(Decrease) From Prior Year		Governor's Recommendation 2024
				Amount	Percent	
Unencumbered Balance Brought Forward	764,479	749,045	16,947	(732,098)	(97.74)	16,947
<b>RECEIPTS:</b>						
<b>Federal Funds:</b>						
Federal Grants	44,791	100,000	100,000	0	0.00	100,000
Memorial Fund	1,000	1,000	1,000	0	0.00	1,000
<b>State Funds:</b>						
State General Fund	1,889,750	1,889,750	2,062,750	173,000	9.15	2,062,750
State General Fund - Reversion Reappropriated	12,282	0	0	0	.....	0
Education Trust Fund	7,148,318	7,618,890	8,473,992	855,102	11.22	7,603,423
Education Trust Fund - Reversion Reappropriated	1,628,707	2,718,655	0	(2,718,655)	(100.00)	0
Archives Services Fund	303,878	500,000	550,000	50,000	10.00	550,000
<b>TOTAL RECEIPTS</b>	<b>11,028,726</b>	<b>12,828,295</b>	<b>11,187,742</b>	<b>(1,640,553)</b>	<b>(12.79)</b>	<b>10,317,173</b>
<b>TOTAL AVAILABLE</b>	<b>11,793,205</b>	<b>13,577,340</b>	<b>11,204,689</b>	<b>(2,372,651)</b>	<b>(17.48)</b>	<b>10,334,120</b>
<b>LESS: EXPENDITURES</b>	<b>8,325,505</b>	<b>13,560,393</b>	<b>11,200,669</b>	<b>(2,359,724)</b>	<b>(17.40)</b>	<b>10,330,100</b>
<b>REVERSION TO EDUCATION TRUST FUND</b>	<b>2,718,655</b>	<b>0</b>	<b>0</b>	<b>0</b>	<b>.....</b>	<b>0</b>
<b>Balance Unencumbered</b>	<b>749,045</b>	<b>16,947</b>	<b>4,020</b>	<b>(12,927)</b>	<b>(76.28)</b>	<b>4,020</b>
<b><u>SUMMARY BUDGET REQUEST</u></b>						
<b>PROGRAMS AND PROGRAM FUNCTIONS</b>						
<b>HISTORICAL RESOURCES MANAGEMENT PROGRAM</b>						
Historical Appreciation Function	8,325,505	13,560,393	11,200,669	(2,359,724)	(17.40)	
<b>TOTAL</b>	<b>8,325,505</b>	<b>13,560,393</b>	<b>11,200,669</b>	<b>(2,359,724)</b>	<b>(17.40)</b>	
<b>TOTAL EXPENDITURES</b>	<b>8,325,505</b>	<b>13,560,393</b>	<b>11,200,669</b>	<b>(2,359,724)</b>	<b>(17.40)</b>	<b>10,330,100</b>
<b>DEPARTMENT OF ARCHIVES AND HISTORY SUMMARY</b>						
Personnel Costs	3,175,585	3,784,300	4,103,900	319,600	8.45	
Employee Benefits	1,307,579	1,458,000	1,830,457	372,457	25.55	
Travel - In-State	10,253	30,000	30,000	0	0.00	
Travel - Out-of-State	34,695	91,000	91,000	0	0.00	
Repairs and Maintenance	29,864	212,465	212,465	0	0.00	
Rentals and Leases	2,615,309	3,338,195	2,696,485	(641,710)	(19.22)	
Utilities and Communication	195,976	199,065	199,065	0	0.00	
Professional Fees and Services	425,416	682,566	857,540	174,974	25.63	
Supplies/Materials/Operating Expenses	318,842	551,063	559,677	8,614	1.56	
Transportation Equipment Operations	9,863	8,000	8,000	0	0.00	
Grants and Benefits	60,565	2,900,459	266,800	(2,633,659)	(90.80)	
Transportation Equipment Purchases	0	0	40,000	40,000	.....	
Other Equipment Purchases	141,558	305,280	305,280	0	0.00	
<b>TOTAL EXPENDITURES</b>	<b>8,325,505</b>	<b>13,560,393</b>	<b>11,200,669</b>	<b>(2,359,724)</b>	<b>(17.40)</b>	<b>10,330,100</b>
<b>Total Number of Employees</b>	<b>67.13</b>	<b>77.00</b>	<b>79.00</b>	<b>2.00</b>	<b>2.60</b>	

**DEPARTMENT OF ARCHIVES AND HISTORY**

	Actual 2022	Budgeted 2023	Requested 2024	Increase/(Decrease)		Governor's Recommendation 2024
				From Prior Year		
				Amount	Percent	
<b>SOURCE OF FUNDS:</b>						
State General Fund	1,902,032	1,889,750	2,062,750	173,000	9.15	2,062,750
Education Trust Fund	6,058,370	10,337,545	8,473,992	(1,863,553)	(18.03)	7,603,423
Memorial Funds	0	12,500	13,500	1,000	8.00	13,500
Federal Grants	44,791	100,000	100,000	0	0.00	100,000
Archives Historical Collections Fund	0	427	427	0	0.00	427
Archives Services Fund	320,312	500,000	550,000	50,000	10.00	550,000
Memorial Funds - Reversion Reappropriated	0	13,500	0	(13,500)	(100.00)	0
Archives Historical Collections Fund - Reversion Reappropriated	0	427	0	(427)	(100.00)	0
Archives Services Fund - Reversion Reappropriated	0	706,244	0	(706,244)	(100.00)	0
<b>Total Funds</b>	<b>8,325,505</b>	<b>13,560,393</b>	<b>11,200,669</b>	<b>(2,359,724)</b>	<b>(17.40)</b>	<b>10,330,100</b>

AGENCY DESCRIPTION: Ensures the preservation of Alabama's historical documentation and promotes a better understanding of Alabama's history.



**STATE COUNCIL ON THE ARTS**

	Actual 2022	Budgeted 2023	Requested 2024	Increase/(Decrease) From Prior Year		Governor's Recommendation 2024
				Amount	Percent	
Unencumbered Balance Brought Forward	30,819	30,820	30,820	0	0.00	30,820
<b>RECEIPTS:</b>						
Federal and Local Funds:						
Federal Funds - NEA	1,649,125	853,725	950,000	96,275	11.28	950,000
State Funds:						
Education Trust Fund	7,048,047	7,630,969	9,688,064	2,057,095	26.96	7,756,197
Education Trust Fund - Reversion Reappropriated	29,954	288,808	0	(288,808)	(100.00)	0
<b>TOTAL RECEIPTS</b>	<b>8,727,126</b>	<b>8,773,502</b>	<b>10,638,064</b>	<b>1,864,562</b>	<b>21.25</b>	<b>8,706,197</b>
<b>TOTAL AVAILABLE</b>	<b>8,757,945</b>	<b>8,804,322</b>	<b>10,668,884</b>	<b>1,864,562</b>	<b>21.18</b>	<b>8,737,017</b>
<b>LESS: EXPENDITURES</b>	<b>8,438,317</b>	<b>8,773,502</b>	<b>10,638,064</b>	<b>1,864,562</b>	<b>21.25</b>	<b>8,706,197</b>
<b>REVERSION TO EDUCATION TRUST FUND</b>	<b>288,808</b>	<b>0</b>	<b>0</b>	<b>0</b>	<b>.....</b>	<b>0</b>
Balance Unencumbered	30,820	30,820	30,820	0	0.00	30,820

SUMMARY BUDGET REQUEST

PROGRAMS AND PROGRAM FUNCTIONS

FINE ARTS PROGRAM

Community Arts Function	965,287	0	0	0	.....	
Fine Arts Administration Function	1,365,332	8,773,502	10,638,064	1,864,562	21.25	
Fine Arts Projects Grants Function	142,550	0	0	0	.....	
Arts in Education Function	800,278	0	0	0	.....	
Special Projects Function	1,112,290	0	0	0	.....	
Fine Arts Gallery Function	1,030,683	0	0	0	.....	
Touring and Presenting Function	1,578,238	0	0	0	.....	
Folk Arts Function	448,559	0	0	0	.....	
Design Arts Function	181,000	0	0	0	.....	
ARPA Function	814,100	0	0	0	.....	
<b>TOTAL</b>	<b>8,438,317</b>	<b>8,773,502</b>	<b>10,638,064</b>	<b>1,864,562</b>	<b>21.25</b>	
<b>TOTAL EXPENDITURES</b>	<b>8,438,317</b>	<b>8,773,502</b>	<b>10,638,064</b>	<b>1,864,562</b>	<b>21.25</b>	<b>8,706,197</b>

STATE COUNCIL ON THE ARTS SUMMARY

Personnel Costs	855,263	968,000	997,040	29,040	3.00	
Employee Benefits	353,682	415,000	427,450	12,450	3.00	
Travel - In-State	21,528	33,000	33,000	0	0.00	
Travel - Out-of-State	7,168	20,000	20,000	0	0.00	
Repairs and Maintenance	5,359	10,000	10,200	200	2.00	
Rentals and Leases	300,073	325,000	325,000	0	0.00	
Utilities and Communication	26,676	35,000	35,700	700	2.00	
Professional Fees and Services	86,235	149,294	100,000	(49,294)	(33.02)	
Supplies/Materials/Operating Expenses	41,339	70,000	71,500	1,500	2.14	
Transportation Equipment Operations	3,713	7,000	7,140	140	2.00	

**STATE COUNCIL ON THE ARTS**

	Actual 2022	Budgeted 2023	Requested 2024	Increase/(Decrease) From Prior Year		Governor's Recommendation 2024
				Amount	Percent	
Grants and Benefits	6,616,066	6,721,208	8,591,034	1,869,826	27.82	
Transportation Equipment Purchases	37,828	0	0	0	.....	
Other Equipment Purchases	83,387	20,000	20,000	0	0.00	
<b>TOTAL EXPENDITURES</b>	<b>8,438,317</b>	<b>8,773,502</b>	<b>10,638,064</b>	<b>1,864,562</b>	<b>21.25</b>	<b>8,706,197</b>
<b>Total Number of Employees</b>	<b>18.00</b>	<b>18.00</b>	<b>18.00</b>	<b>0.00</b>	<b>0.00</b>	
<b>SOURCE OF FUNDS:</b>						
Education Trust Fund	6,789,193	7,919,777	9,688,064	1,768,287	22.33	7,756,197
Federal Funds - NEA	1,649,124	853,725	950,000	96,275	11.28	950,000
<b>Total Funds</b>	<b>8,438,317</b>	<b>8,773,502</b>	<b>10,638,064</b>	<b>1,864,562</b>	<b>21.25</b>	<b>8,706,197</b>

AGENCY DESCRIPTION: Supports and encourages Alabama artists so as to stimulate an environment where the general public appreciates and participates in the arts. Promotes the arts and related cultural resources, which has a positive impact on economic development, tourism, education, community development, urban revitalization, and basic quality of life.

**BOARD OF EXAMINERS OF ASSISTED LIVING ADMINISTRATORS**

	Actual 2022	Budgeted 2023	Requested 2024	Increase/(Decrease) From Prior Year		Governor's Recommendation 2024
				Amount	Percent	
Unencumbered Balance Brought Forward	341,852	325,373	325,373	0	0.00	325,373
<b>RECEIPTS:</b>						
State Funds:						
Licensure and Renewal Fees	119,075	177,900	180,650	2,750	1.55	180,650
<b>TOTAL RECEIPTS</b>	<b>119,075</b>	<b>177,900</b>	<b>180,650</b>	<b>2,750</b>	<b>1.55</b>	<b>180,650</b>
<b>TOTAL AVAILABLE</b>	<b>460,927</b>	<b>503,273</b>	<b>506,023</b>	<b>2,750</b>	<b>0.55</b>	<b>506,023</b>
<b>LESS: EXPENDITURES</b>	<b>135,554</b>	<b>177,900</b>	<b>180,650</b>	<b>2,750</b>	<b>1.55</b>	<b>180,650</b>
Balance Unencumbered	325,373	325,373	325,373	0	0.00	325,373

SUMMARY BUDGET REQUEST

PROGRAMS AND PROGRAM FUNCTIONS

PROFESSIONAL AND OCCUPATIONAL LICENSING AND REGULATION PROGRAM

Licensing and Regulation - Assisted Living						
Administrators Function	135,554	177,900	180,650	2,750	1.55	
<b>TOTAL</b>	<b>135,554</b>	<b>177,900</b>	<b>180,650</b>	<b>2,750</b>	<b>1.55</b>	
<b>TOTAL EXPENDITURES</b>	<b>135,554</b>	<b>177,900</b>	<b>180,650</b>	<b>2,750</b>	<b>1.55</b>	<b>180,650</b>

BOARD OF EXAMINERS OF ASSISTED LIVING ADMINISTRATORS SUMMARY

Personnel Costs	2,250	3,000	2,250	(750)	(25.00)	
Employee Benefits	172	500	500	0	0.00	
Travel - In-State	862	6,000	6,000	0	0.00	
Utilities and Communication	2,881	4,000	4,000	0	0.00	
Professional Fees and Services	127,006	160,400	163,900	3,500	2.18	
Supplies/Materials/Operating Expenses	2,383	4,000	4,000	0	0.00	
<b>TOTAL EXPENDITURES</b>	<b>135,554</b>	<b>177,900</b>	<b>180,650</b>	<b>2,750</b>	<b>1.55</b>	<b>180,650</b>
<b>Total Number of Employees</b>	<b>0.50</b>	<b>0.50</b>	<b>0.50</b>	<b>0.00</b>	<b>0.00</b>	

SOURCE OF FUNDS:

Board of Assisted Living Administrators Fund	135,554	177,900	180,650	2,750	1.55	180,650
<b>Total Funds</b>	<b>135,554</b>	<b>177,900</b>	<b>180,650</b>	<b>2,750</b>	<b>1.55</b>	<b>180,650</b>

AGENCY DESCRIPTION: Administers the licensing and regulation of assisted living administrators in Alabama.

**ALABAMA ATHLETIC AGENT REGULATORY COMMISSION**

	Actual 2022	Budgeted 2023	Requested 2024	Increase/(Decrease) From Prior Year		Governor's Recommendation 2024
				Amount	Percent	
Unencumbered Balance Brought Forward	48,094	62,550	62,550	0	0.00	62,550
<b>RECEIPTS:</b>						
State Funds:						
Athlete Agents Application Fees	19,800	20,000	20,000	0	0.00	20,000
<b>TOTAL RECEIPTS</b>	<b>19,800</b>	<b>20,000</b>	<b>20,000</b>	<b>0</b>	<b>0.00</b>	<b>20,000</b>
<b>TOTAL AVAILABLE</b>	<b>67,894</b>	<b>82,550</b>	<b>82,550</b>	<b>0</b>	<b>0.00</b>	<b>82,550</b>
<b>LESS: EXPENDITURES</b>	<b>5,344</b>	<b>20,000</b>	<b>20,000</b>	<b>0</b>	<b>0.00</b>	<b>20,000</b>
Balance Unencumbered	62,550	62,550	62,550	0	0.00	62,550

SUMMARY BUDGET REQUEST

PROGRAMS AND PROGRAM FUNCTIONS

PROFESSIONAL AND OCCUPATIONAL LICENSING AND REGULATION PROGRAM

Athlete Agents Regulatory Commission Function	5,344	20,000	20,000	0	0.00	
<b>TOTAL</b>	<b>5,344</b>	<b>20,000</b>	<b>20,000</b>	<b>0</b>	<b>0.00</b>	
<b>TOTAL EXPENDITURES</b>	<b>5,344</b>	<b>20,000</b>	<b>20,000</b>	<b>0</b>	<b>0.00</b>	<b>20,000</b>

ALABAMA ATHLETE AGENT REGULATORY COMMISSION SUMMARY

Travel - In State	4,467	8,000	8,000	0	0.00	
Professional Fees and Services	877	5,000	5,000	0	0.00	
Supplies/Materials/Operating Expenses	0	7,000	7,000	0	0.00	
<b>TOTAL EXPENDITURES</b>	<b>5,344</b>	<b>20,000</b>	<b>20,000</b>	<b>0</b>	<b>0.00</b>	<b>20,000</b>
<b>Total Number of Employees</b>	<b>0.00</b>	<b>0.00</b>	<b>0.00</b>	<b>0.00</b>	<b>.....</b>	

SOURCE OF FUNDS:

Athlete Agents Regulatory Commission Fund	5,344	20,000	20,000	0	0.00	20,000
<b>Total Funds</b>	<b>5,344</b>	<b>20,000</b>	<b>20,000</b>	<b>0</b>	<b>0.00</b>	<b>20,000</b>

AGENCY DESCRIPTION: Regulates those persons representing themselves as athlete agents by requiring those persons to be registered with the commission. Accepts applications from prospective athletic agents, evaluates such application, and grants proper annual registration as approved. Requires each agent to maintain a surety bond. Revokes or suspends registrations if necessary.

**ALABAMA ATHLETIC COMMISSION**

	Actual 2022	Budgeted 2023	Requested 2024	Increase/(Decrease) From Prior Year		Governor's Recommendation 2024
				Amount	Percent	
Unencumbered Balance Brought Forward	4,070	671	671	0	0.00	671
<b>RECEIPTS:</b>						
State Funds:						
Licensing/Regulatory/Enforcement Fees	145,669	275,000	275,000	0	0.00	275,000
<b>TOTAL RECEIPTS</b>	<b>145,669</b>	<b>275,000</b>	<b>275,000</b>	<b>0</b>	<b>0.00</b>	<b>275,000</b>
<b>TOTAL AVAILABLE</b>	<b>149,739</b>	<b>275,671</b>	<b>275,671</b>	<b>0</b>	<b>0.00</b>	<b>275,671</b>
<b>LESS: EXPENDITURES</b>	<b>149,068</b>	<b>275,000</b>	<b>275,000</b>	<b>0</b>	<b>0.00</b>	<b>275,000</b>
Balance Unencumbered	671	671	671	0	0.00	671
<b><u>SUMMARY BUDGET REQUEST</u></b>						
<b>PROGRAMS AND PROGRAM FUNCTIONS</b>						
<b>LICENSING, REGULATION, AND ENFORCEMENT PROGRAM</b>						
Alabama Boxing Commission Function	149,068	275,000	275,000	0	0.00	
<b>TOTAL</b>	<b>149,068</b>	<b>275,000</b>	<b>275,000</b>	<b>0</b>	<b>0.00</b>	
<b>TOTAL EXPENDITURES</b>	<b>149,068</b>	<b>275,000</b>	<b>275,000</b>	<b>0</b>	<b>0.00</b>	<b>275,000</b>
<b>ALABAMA ATHLETIC COMMISSION SUMMARY</b>						
Travel - In-State	19,985	50,000	50,000	0	0.00	
Travel - Out-of-State	0	12,000	12,000	0	0.00	
Utilities and Communication	1,730	2,000	2,000	0	0.00	
Professional Fees and Services	124,410	191,000	199,000	8,000	4.19	
Supplies/Materials/Operating Expenses	2,943	12,000	12,000	0	0.00	
Other Equipment Purchases	0	8,000	0	(8,000)	(100.00)	
<b>TOTAL EXPENDITURES</b>	<b>149,068</b>	<b>275,000</b>	<b>275,000</b>	<b>0</b>	<b>0.00</b>	<b>275,000</b>
Total Number of Employees	0.00	0.00	0.00	0.00	.....	
<b>SOURCE OF FUNDS:</b>						
Alabama Athletic Commission Fund	149,068	275,000	275,000	0	0.00	275,000
<b>Total Funds</b>	<b>149,068</b>	<b>275,000</b>	<b>275,000</b>	<b>0</b>	<b>0.00</b>	<b>275,000</b>

**AGENCY DESCRIPTION:** The Alabama Athletic Commission licenses the participants and the promotion or holding of each professional match, contest, or exhibition of boxing or mixed martial arts promoted or held within the state. The Commission also directs, manages, controls, and supervises all professional matches, contests, or exhibitions of boxing or mixed martial arts.

**ALABAMA BOARD OF ATHLETIC TRAINERS**

	Actual 2022	Budgeted 2023	Requested 2024	Increase/(Decrease) From Prior Year		Governor's Recommendation 2024
				Amount	Percent	
Unencumbered Balance Brought Forward	286,132	296,767	296,767	0	0.00	296,767
<b>RECEIPTS:</b>						
State Funds:						
Occupational and Licensing Fees	93,500	110,000	150,000	40,000	36.36	150,000
<b>TOTAL RECEIPTS</b>	<b>93,500</b>	<b>110,000</b>	<b>150,000</b>	<b>40,000</b>	<b>36.36</b>	<b>150,000</b>
<b>TOTAL AVAILABLE</b>	<b>379,632</b>	<b>406,767</b>	<b>446,767</b>	<b>40,000</b>	<b>9.83</b>	<b>446,767</b>
<b>LESS: EXPENDITURES</b>	<b>82,865</b>	<b>110,000</b>	<b>150,000</b>	<b>40,000</b>	<b>36.36</b>	<b>150,000</b>
Balance Unencumbered	296,767	296,767	296,767	0	0.00	296,767

SUMMARY BUDGET REQUEST

PROGRAMS AND PROGRAM FUNCTIONS

PROFESSIONAL AND OCCUPATIONAL LICENSING AND REGULATION PROGRAM

Licensing and Regulation Function	82,865	110,000	150,000	40,000	36.36	
<b>TOTAL</b>	<b>82,865</b>	<b>110,000</b>	<b>150,000</b>	<b>40,000</b>	<b>36.36</b>	
<b>TOTAL EXPENDITURES</b>	<b>82,865</b>	<b>110,000</b>	<b>150,000</b>	<b>40,000</b>	<b>36.36</b>	<b>150,000</b>

ALABAMA BOARD OF ATHLETIC TRAINERS SUMMARY

Personnel Costs	2,400	6,000	6,000	0	0.00	
Employee Benefits	194	2,500	2,500	0	0.00	
Travel - In-State	5,138	5,000	5,000	0	0.00	
Travel - Out of State	0	2,000	2,000	0	0.00	
Utilities and Communication	2,479	3,000	3,000	0	0.00	
Professional Fees and Services	57,164	72,500	97,500	25,000	34.48	
Supplies/Materials/Operating Expenses	3,490	4,000	4,000	0	0.00	
Grants and Benefits	12,000	15,000	30,000	15,000	100.00	
<b>TOTAL EXPENDITURES</b>	<b>82,865</b>	<b>110,000</b>	<b>150,000</b>	<b>40,000</b>	<b>36.36</b>	<b>150,000</b>
 Total Number of Employees	 0.00	 0.00	 0.00	 0.00	 .....	

SOURCE OF FUNDS:

Athletic Trainers Fund	82,865	110,000	150,000	40,000	36.36	150,000
<b>Total Funds</b>	<b>82,865</b>	<b>110,000</b>	<b>150,000</b>	<b>40,000</b>	<b>36.36</b>	<b>150,000</b>

AGENCY DESCRIPTION: Provides for the regulation and licensure of athletic trainers and prescribes certain continuing educational requirements for athletic trainers in the state of Alabama.

**OFFICE OF THE ATTORNEY GENERAL**

	Actual 2022	Budgeted 2023	Requested 2024	Increase/(Decrease)		Governor's Recommendation 2024
				From Prior Year		
				Amount	Percent	
Unencumbered Balance Brought Forward	45,104,563	30,642,455	22,024,057	(8,618,398)	(28.13)	22,024,057
<b>RECEIPTS:</b>						
Federal and Local Funds:						
Federal Funds	1,375,113	1,250,000	1,250,000	0	0.00	1,250,000
Miscellaneous Funds	2,175,844	920,000	1,695,000	775,000	84.24	1,695,000
State Funds:						
State General Fund	12,369,915	12,838,223	12,960,837	122,614	0.96	13,235,837
State General Fund - COLA	193,308	397,614	0	(397,614)	(100.00)	0
State General Fund - Court Ordered Payments	0	92,132	0	(92,132)	(100.00)	0
State General Fund - Retiree Bonus	0	69,054	0	(69,054)	(100.00)	0
Attorney General Litigation Support Fund	1,207,058	4,500,000	4,300,000	(200,000)	(4.44)	4,300,000
<b>TOTAL RECEIPTS</b>	<b>17,321,238</b>	<b>20,067,023</b>	<b>20,205,837</b>	<b>138,814</b>	<b>0.69</b>	<b>20,480,837</b>
<b>TOTAL AVAILABLE</b>	<b>62,425,801</b>	<b>50,709,478</b>	<b>42,229,894</b>	<b>(8,479,584)</b>	<b>(16.72)</b>	<b>42,504,894</b>
<b>LESS: EXPENDITURES</b>	<b>31,783,346</b>	<b>28,685,421</b>	<b>29,458,042</b>	<b>772,621</b>	<b>2.69</b>	<b>29,733,042</b>
Balance Unencumbered	30,642,455	22,024,057	12,771,852	(9,252,205)	(42.01)	12,771,852

SUMMARY BUDGET REQUEST

PROGRAMS AND PROGRAM FUNCTIONS

LEGAL ADVICE AND LEGAL SERVICES PROGRAM

Professional Services Function	23,869,790	26,552,368	26,740,999	188,631	0.71	
Opioid Abatement Function	6,088,798	0	394,880	394,880	.....	
Consumer Protection Function	22,878	0	0	0	.....	
<b>TOTAL</b>	<b>29,981,466</b>	<b>26,552,368</b>	<b>27,135,879</b>	<b>583,511</b>	<b>0.0071</b>	

FAIR MARKETING PRACTICES PROGRAM

Professional Services Function	14	0	0	0	.....	
Consumer Protection Function	1,801,866	2,133,053	2,322,163	189,110	8.87	
<b>TOTAL</b>	<b>1,801,880</b>	<b>2,133,053</b>	<b>2,322,163</b>	<b>189,110</b>	<b>8.87</b>	
<b>TOTAL EXPENDITURES</b>	<b>31,783,346</b>	<b>28,685,421</b>	<b>29,458,042</b>	<b>772,621</b>	<b>0.0958</b>	<b>29,733,042</b>

OFFICE OF THE ATTORNEY GENERAL SUMMARY

Personnel Costs	13,895,325	17,140,231	17,379,350	239,119	1.40	
Employee Benefits	5,172,089	6,209,712	6,885,346	675,634	10.88	
Travel - In-State	142,140	190,250	190,250	0	0.00	
Travel - Out-of-State	84,504	118,000	118,000	0	0.00	
Repairs and Maintenance	16,896	17,000	17,000	0	0.00	
Rentals and Leases	1,486,341	1,701,223	1,701,223	0	0.00	
Utilities and Communication	318,464	344,224	344,224	0	0.00	
Professional Fees and Services	1,334,697	919,661	952,529	32,868	3.57	
Supplies/Materials/Operating Expenses	981,351	934,946	934,946	0	0.00	
Transportation Equipment Operations	162,000	206,168	206,168	0	0.00	
Grants and Benefits	7,801,924	583,006	308,006	(275,000)	(47.17)	
Capital Outlay	90,355	100,000	0	(100,000)	(100.00)	
Transportation Equipment Purchases	188,251	0	200,000	200,000	.....	
Other Equipment Purchases	109,009	221,000	221,000	0	0.00	
<b>TOTAL EXPENDITURES</b>	<b>31,783,346</b>	<b>28,685,421</b>	<b>29,458,042</b>	<b>772,621</b>	<b>2.69</b>	<b>29,733,042</b>

**OFFICE OF THE ATTORNEY GENERAL**

	Actual 2022	Budgeted 2023	Requested 2024	Increase/(Decrease)		Governor's Recommendation 2024
				From Prior Year		
				Amount	Percent	
Total Number of Employees	160.54	178.00	178.00	0.00	0.00	
<b>SOURCE OF FUNDS:</b>						
State General Fund	12,563,223	13,397,023	12,960,837	(436,186)	(3.26)	13,235,837
Special Revenue Fund	3,944,187	3,527,617	3,626,727	99,110	2.81	3,626,727
Special Revenue Fund - Reversion Reappropriated	7,125,035	0	0	0	.....	0
Attorney General Litigation Support Fund	1,000,000	11,760,781	12,870,478	1,109,697	9.44	12,870,478
Attorney Litigation Support Fund - Reversion Reappropriated	7,150,901	0	0	0	.....	0
<b>Total Funds</b>	<b>31,783,346</b>	<b>28,685,421</b>	<b>29,458,042</b>	<b>772,621</b>	<b>2.69</b>	<b>29,733,042</b>

**AGENCY DESCRIPTION:** Legal Advice and Legal Services: Represents the state of Alabama, its officers, agents, and their employees either directly or through an appointed official in all legal matters affecting the operations of the state agencies, departments, boards, and municipalities. Reviews and issues opinions and reports on all general statutes, present and future, and any questions of law connected with the interest of the state. Institutes, investigates, and prosecutes, in the name of the state, all civil actions and other proceedings necessary to protect the rights and interests of the state. Fair Marketing Practices: Represents the consuming public and legitimate business persons of the state, either through legal actions or mediation, against deceptive trade practices.



**BOARD OF AUCTIONEERS**

	Actual 2022	Budgeted 2023	Requested 2024	Increase/(Decrease) From Prior Year		Governor's Recommendation 2024
				Amount	Percent	
Unencumbered Balance Brought Forward	315,252	296,996	296,996	0	0.00	296,996
<b>RECEIPTS:</b>						
State Funds:						
License and Examination Fees	160,145	275,000	275,000	0	0.00	275,000
<b>TOTAL RECEIPTS</b>	<b>160,145</b>	<b>275,000</b>	<b>275,000</b>	<b>0</b>	<b>0.00</b>	<b>275,000</b>
<b>TOTAL AVAILABLE</b>	<b>475,397</b>	<b>571,996</b>	<b>571,996</b>	<b>0</b>	<b>0.00</b>	<b>571,996</b>
<b>LESS: EXPENDITURES</b>	<b>178,401</b>	<b>275,000</b>	<b>275,000</b>	<b>0</b>	<b>0.00</b>	<b>275,000</b>
Balance Unencumbered	296,996	296,996	296,996	0	0.00	296,996

SUMMARY BUDGET REQUEST

PROGRAMS AND PROGRAM FUNCTIONS

PROFESSIONAL AND OCCUPATIONAL LICENSING AND REGULATION PROGRAM

License and Regulation of Auctioneers Function	178,401	275,000	275,000	0	0.00	
<b>TOTAL</b>	<b>178,401</b>	<b>275,000</b>	<b>275,000</b>	<b>0</b>	<b>0.00</b>	
<b>TOTAL EXPENDITURES</b>	<b>178,401</b>	<b>275,000</b>	<b>275,000</b>	<b>0</b>	<b>0.00</b>	<b>275,000</b>

BOARD OF AUCTIONEERS SUMMARY

Personnel Costs	14,400	20,000	20,000	0	0.00	
Employee Benefits	1,115	2,000	2,000	0	0.00	
Travel - In-State	7,983	16,000	16,000	0	0.00	
Travel - Out-of-State	0	5,000	5,000	0	0.00	
Rentals and Leases	488	1,000	1,000	0	0.00	
Utilities and Communication	1,790	4,000	4,000	0	0.00	
Professional Fees and Services	144,473	206,000	210,000	4,000	1.94	
Supplies/Materials/Operating Expenses	5,455	17,000	17,000	0	0.00	
Other Equipment Purchases	2,697	4,000	0	(4,000)	(100.00)	
<b>TOTAL EXPENDITURES</b>	<b>178,401</b>	<b>275,000</b>	<b>275,000</b>	<b>0</b>	<b>0.00</b>	<b>275,000</b>
<b>Total Number of Employees</b>	<b>0.00</b>	<b>0.00</b>	<b>0.00</b>	<b>0.00</b>	<b>.....</b>	

SOURCE OF FUNDS:

Board of Auctioneers Fund	178,401	275,000	275,000	0	0.00	275,000
<b>Total Funds</b>	<b>178,401</b>	<b>275,000</b>	<b>275,000</b>	<b>0</b>	<b>0.00</b>	<b>275,000</b>

AGENCY DESCRIPTION: Screens, tests, and certifies auctioneers and apprentice auctioneers for their knowledge and ability to engage in the auction business.

**OFFICE OF STATE AUDITOR**

	Actual 2022	Budgeted 2023	Requested 2024	Increase/(Decrease) From Prior Year		Governor's Recommendation 2024
				Amount	Percent	
Unencumbered Balance Brought Forward	0	0	0	0	.....	0
<b>RECEIPTS:</b>						
State Funds:						
State General Fund	853,172	963,258	1,165,780	202,522	21.02	1,105,819
State General Fund - Reversion Reappropriated	185,426	185,466	0	(185,466)	(100.00)	0
State General Fund - Retiree Bonus	0	3,694	0	(3,694)	(100.00)	0
State General Fund - COLA	10,086	13,463	0	(13,463)	(100.00)	0
<b>TOTAL RECEIPTS</b>	<b>1,048,684</b>	<b>1,165,881</b>	<b>1,165,780</b>	<b>(101)</b>	<b>(0.01)</b>	<b>1,105,819</b>
<b>TOTAL AVAILABLE</b>	<b>1,048,684</b>	<b>1,165,881</b>	<b>1,165,780</b>	<b>(101)</b>	<b>(0.01)</b>	<b>1,105,819</b>
<b>LESS: EXPENDITURES</b>	<b>863,218</b>	<b>1,165,881</b>	<b>1,165,780</b>	<b>(101)</b>	<b>(0.01)</b>	<b>1,105,819</b>
REVERSION TO STATE GENERAL FUND	185,466	0	0	0	.....	0
Balance Unencumbered	0	0	0	0	.....	0
<b>SUMMARY BUDGET REQUEST</b>						
<b>PROGRAMS AND PROGRAM FUNCTIONS</b>						
<b>FISCAL MANAGEMENT PROGRAM</b>						
COVID-19 Pandemic Function	182	0	0	0	.....	
Post Auditing Function	863,036	1,165,881	1,165,780	(101)	(0.01)	
<b>TOTAL</b>	<b>863,218</b>	<b>1,165,881</b>	<b>1,165,780</b>	<b>(101)</b>	<b>(0.01)</b>	
<b>TOTAL EXPENDITURES</b>	<b>863,218</b>	<b>1,165,881</b>	<b>1,165,780</b>	<b>(101)</b>	<b>(0.01)</b>	<b>1,105,819</b>
<b>OFFICE OF STATE AUDITOR SUMMARY</b>						
Personnel Costs	454,258	644,830	617,874	(26,956)	(4.18)	
Employee Benefits	154,273	211,356	225,587	14,231	6.73	
Travel - In-State	3,587	8,700	11,600	2,900	33.33	
Repairs and Maintenance	1,297	2,500	3,000	500	20.00	
Rentals and Leases	9,156	9,360	28,560	19,200	205.13	
Utilities and Communication	9,701	13,491	14,100	609	4.51	
Professional Fees and Services	17,977	24,103	22,920	(1,183)	(4.91)	
Supplies/Materials/Operating Expenses	196,997	219,891	210,189	(9,702)	(4.41)	
Transportation Equipment Operations	14,572	28,150	28,950	800	2.84	
Other Equipment Purchases	1,400	3,500	3,000	(500)	(14.29)	
<b>TOTAL EXPENDITURES</b>	<b>863,218</b>	<b>1,165,881</b>	<b>1,165,780</b>	<b>(101)</b>	<b>(0.01)</b>	<b>1,105,819</b>
Total Number of Employees	7.13	8.50	8.50	0.00	0.00	
<b>SOURCE OF FUNDS:</b>						
State General Fund	863,218	1,165,881	1,165,780	(101)	(0.01)	1,105,819
<b>Total Funds</b>	<b>863,218</b>	<b>1,165,881</b>	<b>1,165,780</b>	<b>(101)</b>	<b>(0.01)</b>	<b>1,105,819</b>

AGENCY DESCRIPTION: Provides a post-audit function and maintains an inventory control of all State-owned nonconsumable personal property.

**STATE BANKING DEPARTMENT**

	Actual 2022	Budgeted 2023	Requested 2024	Increase/(Decrease) From Prior Year		Governor's Recommendation 2024
				Amount	Percent	
Unencumbered Balance Brought Forward	12,910,680	12,910,680	12,910,680	0	0.00	12,910,680
<b>RECEIPTS:</b>						
State Funds:						
Bureau of Loans/Examination Fees	3,890,676	4,727,000	5,053,100	326,100	6.90	5,053,100
State Bank Assessment Fees	10,916,446	13,263,000	14,345,900	1,082,900	8.16	14,345,900
<b>TOTAL RECEIPTS</b>	<b>14,807,122</b>	<b>17,990,000</b>	<b>19,399,000</b>	<b>1,409,000</b>	<b>7.83</b>	<b>19,399,000</b>
<b>TOTAL AVAILABLE</b>	<b>27,717,802</b>	<b>30,900,680</b>	<b>32,309,680</b>	<b>1,409,000</b>	<b>4.56</b>	<b>32,309,680</b>
<b>LESS: EXPENDITURES</b>	<b>14,807,122</b>	<b>17,990,000</b>	<b>19,399,000</b>	<b>1,409,000</b>	<b>7.83</b>	<b>19,399,000</b>
Balance Unencumbered	12,910,680	12,910,680	12,910,680	0	0.00	12,910,680
<u>SUMMARY BUDGET REQUEST</u>						
PROGRAMS AND PROGRAM FUNCTIONS						
CHARTER, LICENSURE AND REGULATION OF FINANCIAL INSTITUTIONS PROGRAM						
Licensing and Regulation of Finance Companies						
Function	3,936,876	4,727,000	5,053,100	326,100	6.90	
Chartering and Regulating Banks Function	10,870,246	13,263,000	14,345,900	1,082,900	8.16	
<b>TOTAL</b>	<b>14,807,122</b>	<b>17,990,000</b>	<b>19,399,000</b>	<b>1,409,000</b>	<b>7.83</b>	
<b>TOTAL EXPENDITURES</b>	<b>14,807,122</b>	<b>17,990,000</b>	<b>19,399,000</b>	<b>1,409,000</b>	<b>7.83</b>	<b>19,399,000</b>
STATE BANKING DEPARTMENT SUMMARY						
Personnel Costs	9,342,126	10,646,750	11,915,000	1,268,250	11.91	
Employee Benefits	3,094,568	3,546,000	4,006,000	460,000	12.97	
Travel - In-State	425,560	686,100	695,000	8,900	1.30	
Travel - Out-of-State	50,805	111,100	120,000	8,900	8.01	
Repairs and Maintenance	13,301	12,000	13,000	1,000	8.33	
Rentals and Leases	789,418	834,000	902,000	68,000	8.15	
Utilities and Communication	199,006	220,000	220,000	0	0.00	
Professional Fees and Services	304,068	1,078,300	609,000	(469,300)	(43.52)	
Supplies/Materials/Operating Expenses	466,355	722,450	695,000	(27,450)	(3.80)	
Transportation Equipment Operations	3,499	4,000	3,000	(1,000)	(25.00)	
Other Equipment Purchases	118,416	129,300	221,000	91,700	70.92	
<b>TOTAL EXPENDITURES</b>	<b>14,807,122</b>	<b>17,990,000</b>	<b>19,399,000</b>	<b>1,409,000</b>	<b>7.83</b>	<b>19,399,000</b>
<b>Total Number of Employees</b>	<b>96.91</b>	<b>121.00</b>	<b>121.00</b>	<b>0.00</b>	<b>0.00</b>	
SOURCE OF FUNDS:						
Bureau of Loans/Examination Fund	3,890,676	4,727,000	5,053,100	326,100	6.90	5,053,100
State Bank Assessment Fund	10,916,446	13,263,000	14,345,900	1,082,900	8.16	14,345,900
<b>Total Funds</b>	<b>14,807,122</b>	<b>17,990,000</b>	<b>19,399,000</b>	<b>1,409,000</b>	<b>7.83</b>	<b>19,399,000</b>

AGENCY DESCRIPTION: Chartering and Regulating Banks: Provides supervision and regulation of state chartered banks, state chartered trust companies and state chartered savings and loans associations. Licensing and Regulating Finance Companies: Provides enforcement of Alabama laws relating to licensed consumer finance companies and pawnshops and mortgage brokers.

**ALABAMA STATE BAR ASSOCIATION**

	Actual 2022	Budgeted 2023	Requested 2024	Increase/(Decrease) From Prior Year		Governor's Recommendation 2024
				Amount	Percent	
Unencumbered Balance Brought Forward	2,253,029	2,606,770	2,606,770	0	0.00	2,606,770
<b>RECEIPTS:</b>						
<b>Federal and Local Funds:</b>						
Federal and Local Funds	1,021,166	1,088,900	1,106,200	17,300	1.59	1,106,200
<b>State Funds:</b>						
Alabama State Bar Association Fund	5,412,490	5,647,500	5,794,775	147,275	2.61	5,794,775
<b>TOTAL RECEIPTS</b>	<b>6,433,656</b>	<b>6,736,400</b>	<b>6,900,975</b>	<b>164,575</b>	<b>2.44</b>	<b>6,900,975</b>
<b>TOTAL AVAILABLE</b>	<b>8,686,685</b>	<b>9,343,170</b>	<b>9,507,745</b>	<b>164,575</b>	<b>1.76</b>	<b>9,507,745</b>
<b>LESS: EXPENDITURES</b>	<b>6,079,915</b>	<b>6,736,400</b>	<b>6,900,975</b>	<b>164,575</b>	<b>2.44</b>	<b>6,900,975</b>
Balance Unencumbered	2,606,770	2,606,770	2,606,770	0	0.00	2,606,770
<b><u>SUMMARY BUDGET REQUEST</u></b>						
<b>PROGRAMS AND PROGRAM FUNCTIONS</b>						
<b>PROFESSIONAL AND OCCUPATIONAL LICENSING AND REGULATION PROGRAM</b>						
Licensure and Regulation of Attorneys Function	6,079,915	6,736,400	6,736,400	0	0.00	
<b>TOTAL</b>	<b>6,079,915</b>	<b>6,736,400</b>	<b>6,900,975</b>	<b>164,575</b>	<b>2.44</b>	
<b>TOTAL EXPENDITURES</b>	<b>6,079,915</b>	<b>6,736,400</b>	<b>6,900,975</b>	<b>164,575</b>	<b>2.44</b>	<b>6,900,975</b>
<b>ALABAMA STATE BAR ASSOCIATION SUMMARY</b>						
Personnel Costs	2,650,816	3,075,000	3,275,000	200,000	6.50	
Employee Benefits	887,034	1,075,000	1,175,000	100,000	9.30	
Travel - In-State	54,031	140,000	100,000	(40,000)	(28.57)	
Travel - Out-of-State	122,567	60,000	115,000	55,000	91.67	
Rentals and Leases	954,478	940,000	950,000	10,000	1.06	
Utilities and Communication	118,094	135,000	138,500	3,500	2.59	
Professional Fees and Services	525,621	560,000	607,500	47,500	8.48	
Supplies/Materials/Operating Expenses	231,299	240,000	277,000	37,000	15.42	
Grants and Benefits	135,975	190,000	167,000	(23,000)	(12.11)	
Miscellaneous	400,000	321,400	95,975	(225,425)	(70.14)	
<b>TOTAL EXPENDITURES</b>	<b>6,079,915</b>	<b>6,736,400</b>	<b>6,900,975</b>	<b>164,575</b>	<b>2.44</b>	<b>6,900,975</b>
<b>Total Number of Employees</b>	<b>37.00</b>	<b>38.00</b>	<b>39.00</b>	<b>1.00</b>	<b>2.63</b>	
<b>SOURCE OF FUNDS:</b>						
Federal and Local Funds	558,293	1,088,900	1,106,200	17,300	1.59	1,106,200
Alabama State Bar Association Fund	5,521,622	5,647,500	5,794,775	147,275	2.61	5,794,775
<b>Total Funds</b>	<b>6,079,915</b>	<b>6,736,400</b>	<b>6,900,975</b>	<b>164,575</b>	<b>2.44</b>	<b>6,900,975</b>

**AGENCY DESCRIPTION:** The Alabama State Bar is primarily responsible for the licensure and regulation of attorneys for the state of Alabama. The Supreme Court of Alabama, through Rules Governing Admission, Rules of Professional Conduct, Rules of Disciplinary Enforcement, Mandatory Continuing Legal Education Rules, Client Security Fund Rules and Legal Specialization Rules, exercises supervisory authority over the bar. Certain legislative acts also vest the bar with its power.

**DEPARTMENT OF CHILD ABUSE AND NEGLECT PREVENTION**

	Actual 2022	Budgeted 2023	Requested 2024	Increase/(Decrease)		Governor's Recommendation 2024
				From Prior Year		
				Amount	Percent	
The Children's Trust Fund Balance Brought Forward	2,096,309	3,404,565	1,308,242	(2,096,323)	(61.57)	1,308,242
Investment Balance	1,936,270	1,935,381	1,935,381	0	0.00	1,935,381
<b>RECEIPTS:</b>						
<b>Federal and Local Funds:</b>						
Federal and Local Funds	805,186	1,964,266	1,000,000	(964,266)	(49.09)	1,000,000
CBCAP HHS Supplemental Fund	864,000	1,000,000	1,200,000	200,000	20.00	1,200,000
<b>State Funds:</b>						
State General Fund - Transfer	210,199	360,199	710,199	350,000	97.17	462,254
State General Fund - Transfer - Retiree Bonus	0	357	0	(357)	(100.00)	0
State General Fund - Transfer - COLA	0	2,055	0	(2,055)	(100.00)	0
Transfer from AG Settlement Fund	1,500,000	0	0	0	.....	0
Education Trust Fund - Transfer	5,758,802	7,268,270	8,768,270	1,500,000	20.64	8,924,522
Car Tag Revenue	19,400	15,000	15,000	0	0.00	15,000
Transfer from DHR	7,604,505	9,095,387	9,095,387	0	0.00	9,095,387
The Children's Trust Fund Receipts	41,293	0	0	0	.....	0
Children First Trust Fund	3,068,255	2,415,288	2,415,288	0	0.00	2,415,288
<b>TOTAL RECEIPTS</b>	<b>19,871,640</b>	<b>22,120,822</b>	<b>23,204,144</b>	<b>1,083,322</b>	<b>4.90</b>	<b>23,112,451</b>
<b>TOTAL AVAILABLE</b>	<b>23,904,219</b>	<b>27,460,768</b>	<b>26,447,767</b>	<b>(1,013,001)</b>	<b>(3.69)</b>	<b>26,356,074</b>
<b>LESS: EXPENDITURES</b>	<b>18,563,384</b>	<b>24,217,145</b>	<b>23,204,144</b>	<b>(1,013,001)</b>	<b>(4.18)</b>	<b>23,112,451</b>
<b>INVESTMENT ADJUSTMENTS</b>	<b>889</b>	<b>0</b>	<b>0</b>	<b>0</b>	<b>.....</b>	<b>0</b>
<b>The Children's Trust Fund Investment Balance</b>	<b>1,935,381</b>	<b>1,935,381</b>	<b>1,935,381</b>	<b>0</b>	<b>0.00</b>	<b>1,935,381</b>
<b>Balance Unencumbered</b>	<b>3,404,565</b>	<b>1,308,242</b>	<b>1,308,242</b>	<b>0</b>	<b>0.00</b>	<b>1,308,242</b>

SUMMARY BUDGET REQUEST

PROGRAMS AND PROGRAM FUNCTIONS

SOCIAL SERVICES PROGRAM

ARPA Function	859,197	1,000,000	1,200,000	200,000	20.00	
Protective Services Function	17,704,187	23,217,145	22,004,144	(1,213,001)	(5.22)	
<b>TOTAL</b>	<b>18,563,384</b>	<b>24,217,145</b>	<b>23,204,144</b>	<b>(1,013,001)</b>	<b>0.1478</b>	
<b>TOTAL EXPENDITURES</b>	<b>18,563,384</b>	<b>24,217,145</b>	<b>23,204,144</b>	<b>(1,013,001)</b>	<b>0.1478</b>	<b>23,112,451</b>

DEPARTMENT OF CHILD ABUSE AND NEGLECT PREVENTION SUMMARY

Personnel Costs	1,126,234	1,725,765	1,920,616	194,851	11.29	
Employee Benefits	356,899	610,534	595,430	(15,104)	(2.47)	
Travel - In-State	18,128	30,000	35,000	5,000	16.67	
Travel - Out-of-State	1,982	30,000	35,000	5,000	16.67	
Repairs and Maintenance	4,650	8,400	8,400	0	0.00	
Rentals and Leases	60,139	120,000	130,000	10,000	8.33	
Utilities and Communication	30,458	34,992	45,000	10,008	28.60	
Professional Fees and Services	61,931	65,000	70,000	5,000	7.69	
Supplies/Materials/Operating Expenses	41,887	62,283	62,283	0	0.00	
Transportation Equipment Operations	7,743	15,000	15,000	0	0.00	

**DEPARTMENT OF CHILD ABUSE AND NEGLECT PREVENTION**

	Actual 2022	Budgeted 2023	Requested 2024	Increase/(Decrease)		Governor's Recommendation 2024
				From Prior Year		
				Amount	Percent	
Grants and Benefits	16,828,661	21,485,171	20,257,415	(1,227,756)	(5.71)	
Transportation Equipment Purchases	24,672	30,000	30,000	0	0.00	
<b>TOTAL EXPENDITURES</b>	<b>18,563,384</b>	<b>24,217,145</b>	<b>23,204,144</b>	<b>(1,013,001)</b>	<b>(4.18)</b>	<b>23,112,451</b>
<b>Total Number of Employees</b>	<b>26.00</b>	<b>30.00</b>	<b>32.00</b>	<b>2.00</b>	<b>6.67</b>	
<b>SOURCE OF FUNDS:</b>						
State General Fund - Transfer	210,199	362,611	710,199	347,588	95.86	462,254
Education Trust Fund - Transfer	5,758,802	7,268,270	8,768,270	1,500,000	20.64	8,924,522
Child Abuse Prevention Operating Fund	8,789,985	12,074,653	11,310,387	(764,266)	(6.33)	11,310,387
Child Abuse Prevention Operating Fund - Reversion						
Reappropriated	817,820	2,096,323	0	(2,096,323)	(100.00)	0
Children First Trust Fund	2,986,578	2,415,288	2,415,288	0	0.00	2,415,288
<b>Total Funds</b>	<b>18,563,384</b>	<b>24,217,145</b>	<b>23,204,144</b>	<b>(1,013,001)</b>	<b>(4.18)</b>	<b>23,112,451</b>

AGENCY DESCRIPTION: Encourages the direct provision of services to prevent child abuse and neglect; provides for voluntary contributions by means of an income tax checkoff; and supervises and controls the use of the assets of the fund.

**ALABAMA CHILDREN'S SERVICES FACILITATION TEAM**

	Actual 2022	Budgeted 2023	Requested 2024	Increase/(Decrease)		Governor's Recommendation 2024
				From Prior Year		
				Amount	Percent	
Unencumbered Balance Brought Forward	8,237,843	9,725,191	9,725,191	0	0.00	9,725,191
<b>RECEIPTS:</b>						
State Funds:						
Children First Trust Fund	3,481,004	4,358,550	4,358,550	0	0.00	4,358,550
Transfers from Other Agencies	257,375	547,800	287,375	(260,425)	(47.54)	287,375
<b>TOTAL RECEIPTS</b>	<b>3,738,379</b>	<b>4,906,350</b>	<b>4,645,925</b>	<b>(260,425)</b>	<b>(5.31)</b>	<b>4,645,925</b>
<b>TOTAL AVAILABLE</b>	<b>11,976,222</b>	<b>14,631,541</b>	<b>14,371,116</b>	<b>(260,425)</b>	<b>(1.78)</b>	<b>14,371,116</b>
<b>LESS: EXPENDITURES</b>	<b>2,251,031</b>	<b>4,906,350</b>	<b>4,906,350</b>	<b>0</b>	<b>0.00</b>	<b>4,906,350</b>
Balance Unencumbered	9,725,191	9,725,191	9,464,766	(260,425)	(2.68)	9,464,766
<b>SUMMARY BUDGET REQUEST</b>						
<b>PROGRAMS AND PROGRAM FUNCTIONS</b>						
<b>HUMAN SERVICES PROGRAM</b>						
Multiple Needs Children Function	5,315	0	0	0	.....	
Child Welfare Function	2,245,716	4,906,350	4,906,350	0	0.00	
<b>TOTAL</b>	<b>2,251,031</b>	<b>4,906,350</b>	<b>4,906,350</b>	<b>0</b>	<b>0</b>	
<b>TOTAL EXPENDITURES</b>	<b>2,251,031</b>	<b>4,906,350</b>	<b>4,906,350</b>	<b>0</b>	<b>0.00</b>	<b>4,906,350</b>
<b>ALABAMA CHILDREN'S SERVICES FACILITATION TEAM SUMMARY</b>						
Travel - In-State	0	7,500	7,500	0	0.00	
Travel - Out-of-State	0	3,000	3,000	0	0.00	
Repairs and Maintenance	0	5,500	5,500	0	0.00	
Rentals and Leases	75,211	116,000	116,000	0	0.00	
Utilities and Communication	4,380	18,500	18,500	0	0.00	
Professional Fees and Services	5,650	10,050	10,050	0	0.00	
Supplies/Materials/Operating Expenses	1,843	15,000	15,000	0	0.00	
Grants and Benefits	1,684,642	4,032,000	4,032,000	0	0.00	
Other Equipment Purchases	0	8,800	8,800	0	0.00	
Miscellaneous	479,305	690,000	690,000	0	0.00	
<b>TOTAL EXPENDITURES</b>	<b>2,251,031</b>	<b>4,906,350</b>	<b>4,906,350</b>	<b>0</b>	<b>0.00</b>	<b>4,906,350</b>
Total Number of Employees	0.00	0.00	0.00	0.00	.....	
<b>SOURCE OF FUNDS:</b>						
Transfers from Other Agencies	36,680	330,134	537,800	207,666	62.90	537,800
Unencumbered Balance Brought Forward - Transfers	260,151	217,666	10,000	(207,666)	(95.41)	10,000
Children First Trust Fund	1,954,200	4,358,550	4,358,550	0	0.00	4,358,550
<b>Total Funds</b>	<b>2,251,031</b>	<b>4,906,350</b>	<b>4,906,350</b>	<b>0</b>	<b>0.00</b>	<b>4,906,350</b>

AGENCY DESCRIPTION: Helps needy individuals reach their fullest potential; protects neglected children and adults; and encourages independence and self-sufficiency through financial assistance and a broad range of social and protective services.

**ALABAMA BOARD OF CHIROPRACTIC EXAMINERS**

	Actual 2022	Budgeted 2023	Requested 2024	Increase/(Decrease)		Governor's Recommendation 2024
				From Prior Year		
				Amount	Percent	
Unencumbered Balance Brought Forward	634,725	560,211	560,211	0	0.00	560,211
<b>RECEIPTS:</b>						
Federal Funds:						
State Funds:						
Occupational and Licensure Fees	418,105	645,961	902,039	256,078	39.64	902,039
<b>TOTAL RECEIPTS</b>	<b>418,105</b>	<b>645,961</b>	<b>902,039</b>	<b>256,078</b>	<b>39.64</b>	<b>902,039</b>
<b>TOTAL AVAILABLE</b>	<b>1,052,830</b>	<b>1,206,172</b>	<b>1,462,250</b>	<b>256,078</b>	<b>21.23</b>	<b>1,462,250</b>
<b>LESS: EXPENDITURES</b>	<b>492,619</b>	<b>645,961</b>	<b>902,039</b>	<b>256,078</b>	<b>39.64</b>	<b>902,039</b>
Balance Unencumbered	560,211	560,211	560,211	0	0.00	560,211

SUMMARY BUDGET REQUEST

PROGRAMS AND PROGRAM FUNCTIONS

PROFESSIONAL AND OCCUPATIONAL LICENSING AND REGULATION PROGRAM

Chiropractic Certification and Regulation Function	492,619	645,961	902,039	256,078	39.64	
<b>TOTAL</b>	<b>492,619</b>	<b>645,961</b>	<b>902,039</b>	<b>256,078</b>	<b>39.64</b>	
<b>TOTAL EXPENDITURES</b>	<b>492,619</b>	<b>645,961</b>	<b>902,039</b>	<b>256,078</b>	<b>39.64</b>	<b>902,039</b>

ALABAMA BOARD OF CHIROPRACTIC EXAMINERS SUMMARY

Personnel Costs	232,238	347,456	254,270	(93,186)	(26.82)	
Employee Benefits	86,105	124,129	140,769	16,640	13.41	
Travel - In-State	19,571	22,000	35,000	13,000	59.09	
Travel - Out-of-State	13,877	20,000	54,000	34,000	170.00	
Repairs and Maintenance	994	1,500	77,000	75,500	5,033.33	
Rentals and Leases	38,994	33,000	15,000	(18,000)	(54.55)	
Utilities and Communication	12,889	13,000	15,000	2,000	15.38	
Professional Fees and Services	60,000	60,000	70,000	10,000	16.67	
Supplies/Materials/Operating Expenses	27,813	19,876	36,000	16,124	81.12	
Capital Outlay	0	0	200,000	200,000	.....	
Other Equipment Purchases	138	5,000	5,000	0	0.00	
<b>TOTAL EXPENDITURES</b>	<b>492,619</b>	<b>645,961</b>	<b>902,039</b>	<b>256,078</b>	<b>39.64</b>	<b>902,039</b>
<b>Total Number of Employees</b>	<b>6.63</b>	<b>8.00</b>	<b>6.00</b>	<b>(2.00)</b>	<b>(25.00)</b>	

SOURCE OF FUNDS:

Chiropractic Examiners Fund	492,619	645,961	902,039	256,078	39.64	902,039
<b>Total Funds</b>	<b>492,619</b>	<b>645,961</b>	<b>902,039</b>	<b>256,078</b>	<b>39.64</b>	<b>902,039</b>

AGENCY DESCRIPTION: The Board of Chiropractic Examiners exists to protect the public by providing information on licensure and permitting, issuing and renewing licenses and permits, investigating and acting on complaints and approving seminars for continuing education. Vision: For the citizens of Alabama to receive professional, ethical and quality care in utilizing chiropractic services to maximize health benefits.



**CHOCTAWHATCHEE, PEA, YELLOW RIVERS WATERSHED MANAGEMENT AUTHORITY**

	Actual 2022	Budgeted 2023	Requested 2024	Increase/(Decrease)		Governor's Recommendation 2024
				From Prior Year		
				Amount	Percent	
Unencumbered Balance Brought Forward	42	12,501	12,501	0	0.00	12,501
<b>RECEIPTS:</b>						
State Funds:						
Choctawhatchee, Pea & Yellow Rivers Fund	27,409	26,985	50,000	23,015	85.29	50,000
State General Fund - Reversion Reappropriated	15,148	67,125	0	(67,125)	(100.00)	0
State General Fund - Transfer from Geological Survey	375,000	400,000	0	(400,000)	(100.00)	400,000
State General Fund	0	0	565,983	565,983	.....	0
State General Fund - Retiree Bonus	0	1,332	0	(1,332)	(100.00)	0
State General Fund - COLA	2,517	5,388	0	(5,388)	(100.00)	0
<b>TOTAL RECEIPTS</b>	<b>420,074</b>	<b>500,830</b>	<b>615,983</b>	<b>115,153</b>	<b>22.99</b>	<b>450,000</b>
<b>TOTAL AVAILABLE</b>	<b>420,116</b>	<b>513,331</b>	<b>628,484</b>	<b>115,153</b>	<b>22.43</b>	<b>462,501</b>
<b>LESS: EXPENDITURES</b>	<b>340,490</b>	<b>500,830</b>	<b>615,983</b>	<b>115,153</b>	<b>22.99</b>	<b>387,517</b>
<b>REVERSION TO STATE GENERAL FUND</b>	<b>67,125</b>	<b>0</b>	<b>0</b>	<b>0</b>	<b>.....</b>	<b>0</b>
<b>Balance Unencumbered</b>	<b>12,501</b>	<b>12,501</b>	<b>12,501</b>	<b>0</b>	<b>0.00</b>	<b>74,984</b>
<b>SUMMARY BUDGET REQUEST</b>						
<b>PROGRAMS AND PROGRAM FUNCTIONS</b>						
<b>WATER RESOURCE PROGRAM</b>						
Watershed Conservancy Development Function	340,490	500,830	615,983	115,153	22.99	
<b>TOTAL</b>	<b>340,490</b>	<b>500,830</b>	<b>615,983</b>	<b>115,153</b>	<b>22.99</b>	
<b>TOTAL EXPENDITURES</b>	<b>340,490</b>	<b>500,830</b>	<b>615,983</b>	<b>115,153</b>	<b>22.99</b>	<b>450,000</b>
<b>CHOCTAWHATCHEE, PEA, YELLOW RIVERS WATERSHED MANAGEMENT AUTHORITY SUMMARY</b>						
Personnel Costs	130,835	141,274	147,367	6,093	4.31	
Employee Benefits	48,557	52,489	59,132	6,643	12.66	
Travel - In-State	8,604	8,000	8,000	0	0.00	
Repairs and Maintenance	13,207	10,686	7,200	(3,486)	(32.62)	
Rentals and Leases	1,800	1,800	1,800	0	0.00	
Utilities and Communication	1,282	1,818	1,200	(618)	(33.99)	
Professional Fees and Services	10,677	12,081	55,000	42,919	355.26	
Supplies/Materials/Operating Expenses	13,157	20,000	14,407	(5,593)	(27.97)	
Transportation Equipment Operations	5,705	7,300	3,500	(3,800)	(52.05)	
Grants and Benefits	18,686	73,669	150,000	76,331	103.61	
Transportation Equipment Purchases	38,432	44,456	0			
Other Equipment Purchases	49,548	127,257	168,377	41,120	32.31	
<b>TOTAL EXPENDITURES</b>	<b>340,490</b>	<b>500,830</b>	<b>615,983</b>	<b>115,153</b>	<b>22.99</b>	<b>450,000</b>
<b>Total Number of Employees</b>	<b>2.50</b>	<b>2.50</b>	<b>2.50</b>	<b>0.00</b>	<b>0.00</b>	
<b>SOURCE OF FUNDS:</b>						
State General Fund	325,540	473,845	565,983	92,138	19.44	400,000
Choctawhatchee, Pea & Yellow Rivers Fund	14,950	26,985	50,000	23,015	85.29	50,000
<b>Total Funds</b>	<b>340,490</b>	<b>500,830</b>	<b>615,983</b>	<b>115,153</b>	<b>22.99</b>	<b>450,000</b>

**AGENCY DESCRIPTION:** Protects, manages, monitors, and improves water quantities within the Choctawhatchee-Pea Rivers Watershed basin. Conducts water quality monitoring; collects and catalogs water quality data; coordinates water resource studies; assesses water supply systems; coordinates levee rehabilitation work and flood prevention measures in Elba and Geneva; operates and maintains a basin-wide flood warning system; assesses the watershed for potential flood-prone areas; presents informational/educational programs; and co-sponsors water resources and water quality demonstration projects.

**DEPARTMENT OF COMMERCE**

	Actual 2022	Budgeted 2023	Requested 2024	Increase/(Decrease)		Governor's Recommendation 2024
				From Prior Year		
				Amount	Percent	
Unencumbered Balance Brought Forward	1,888,885	1,286,594	1,286,594	0	0.00	1,286,594
<b>RECEIPTS:</b>						
Federal and Local Funds:						
Workforce Development	39,586,620	54,591,818	49,098,084	(5,493,734)	(10.06)	49,098,084
Non-Government Operating Contributions	15,000	0	0	0	.....	0
State Funds:						
CAPCO Application Fees	20,000	350,000	350,000	0	0.00	350,000
Refund of Prior Year Receipts	196,186	0	0	0	.....	0
Miscellaneous Fees - Not Otherwise	85,680	0	0	0	.....	0
State General Fund	7,674,442	8,103,675	9,121,190	1,017,515	12.56	8,284,486
State General Fund - Reversion Reappropriated	1,515,298	1,535,375	0	(1,535,375)	(100.00)	0
State General Fund - COLA	64,467	129,881	0	(129,881)	(100.00)	0
State General Fund - Retiree Bonus	0	23,735	0	(23,735)	(100.00)	0
State General Fund - Transfer from Governor's Office	342,500	0	0	0	.....	0
Education Trust Fund	69,982,610	74,890,922	75,890,922	1,000,000	1.34	83,582,290
Education Trust Fund - Supplemental Appropriation	1,250,000	0	0	0	.....	0
<b>TOTAL RECEIPTS</b>	<b>120,732,803</b>	<b>139,625,406</b>	<b>134,460,196</b>	<b>(5,165,210)</b>	<b>(3.70)</b>	<b>141,314,860</b>
<b>TOTAL AVAILABLE</b>	<b>122,621,688</b>	<b>140,912,000</b>	<b>135,746,790</b>	<b>(5,165,210)</b>	<b>(3.67)</b>	<b>142,601,454</b>
<b>LESS: EXPENDITURES</b>	<b>119,759,719</b>	<b>139,625,406</b>	<b>134,460,196</b>	<b>(5,165,210)</b>	<b>(3.70)</b>	<b>141,314,860</b>
REVERSION TO STATE GENERAL FUND	1,535,375	0	0	0	.....	0
TRANSFER TO GOVERNOR'S OFFICE	40,000	0	0	0	.....	0
<b>Balance Unencumbered</b>	<b>1,286,594</b>	<b>1,286,594</b>	<b>1,286,594</b>	<b>0</b>	<b>0.00</b>	<b>1,286,594</b>
<b><u>SUMMARY BUDGET REQUEST</u></b>						
<b>PROGRAMS AND PROGRAM FUNCTIONS</b>						
<b>INDUSTRIAL TRAINING PROGRAM</b>						
Industrial Training Function	71,575,110	74,890,922	75,890,922	1,000,000	1.34	
<b>TOTAL</b>	<b>71,575,110</b>	<b>74,890,922</b>	<b>75,890,922</b>	<b>1,000,000</b>	<b>1.34</b>	
<b>SKILLS ENHANCEMENT AND EMPLOYMENT OPPORTUNITIES PROGRAM</b>						
Workforce Investment Act Function	39,120,636	48,672,710	0	(48,672,710)	(100.00)	
COVID-19 Pandemic Function	1,544,655	8,124,812	50,598,084	42,473,272	522.76	
<b>TOTAL</b>	<b>40,665,291</b>	<b>56,797,522</b>	<b>50,598,084</b>	<b>(6,199,438)</b>	<b>(10.91)</b>	
<b>INDUSTRIAL DEVELOPMENT PROGRAM</b>						
Workforce Investment Act Function	1,895	0	0	0	.....	
Industrial Recruitment Function	7,517,423	7,936,962	7,971,190	34,228	0.43	
<b>TOTAL</b>	<b>7,519,318</b>	<b>7,936,962</b>	<b>7,971,190</b>	<b>34,228</b>	<b>0.43</b>	
<b>TOTAL EXPENDITURES</b>	<b>119,759,719</b>	<b>139,625,406</b>	<b>134,460,196</b>	<b>(5,165,210)</b>	<b>(0.0914)</b>	<b>141,314,860</b>
<b>DEPARTMENT OF COMMERCE SUMMARY</b>						
Personnel Costs	5,198,448	5,937,211	6,420,434	483,223	8.14	
Employee Benefits	1,959,419	2,261,030	3,234,324	973,294	43.05	

**DEPARTMENT OF COMMERCE**

	Actual 2022	Budgeted 2023	Requested 2024	Increase/(Decrease)		Governor's Recommendation 2024
				From Prior Year		
				Amount	Percent	
Travel - In-State	96,973	116,174	124,828	8,654	7.45	
Travel - Out-of-State	403,991	406,189	423,098	16,909	4.16	
Repairs and Maintenance	4,333	4,000	5,000	1,000	25.00	
Rentals and Leases	981,467	1,094,112	1,129,649	35,537	3.25	
Utilities and Communication	136,353	156,379	157,805	1,426	0.91	
Professional Fees and Services	2,635,459	2,873,924	2,084,488	(789,436)	(27.47)	
Supplies/Materials/Operating Expenses	487,667	639,244	641,744	2,500	0.39	
Transportation Equipment Operations	68,022	63,291	72,120	8,829	13.95	
Grants and Benefits	107,500,087	125,838,852	119,926,706	(5,912,146)	(4.70)	
Transportation Equipment Purchases	182,432	125,000	164,000	39,000	31.20	
Other Equipment Purchases	105,068	110,000	76,000	(34,000)	(30.91)	
<b>TOTAL EXPENDITURES</b>	<b>119,759,719</b>	<b>139,625,406</b>	<b>134,460,196</b>	<b>(5,165,210)</b>	<b>(3.70)</b>	<b>141,314,860</b>
<b>Total Number of Employees</b>	<b>73.41</b>	<b>84.00</b>	<b>85.00</b>	<b>1.00</b>	<b>1.19</b>	
<b>SOURCE OF FUNDS:</b>						
State General Fund	8,021,332	9,792,666	9,121,190	(671,476)	(6.86)	8,284,486
Education Trust Fund	71,232,610	74,890,922	75,890,922	1,000,000	1.34	83,582,290
Departmental Receipts	375,010	350,000	350,000	0	0.00	350,000
Workforce Development	40,130,767	54,591,818	49,098,084	(5,493,734)	(10.06)	49,098,084
<b>Total Funds</b>	<b>119,759,719</b>	<b>139,625,406</b>	<b>134,460,196</b>	<b>(5,165,210)</b>	<b>(3.70)</b>	<b>141,314,860</b>

AGENCY DESCRIPTION: Industrial Development: Endeavors to attract new business and industry to the state of Alabama; encourages and provides assistance in the expansion of existing industries within the state; administers Act 2002-429 which provides venture capital for small technology businesses by using credit against the premium-tax liability of insurance companies. Promotional Development: Promotes the state of Alabama as a location site for the film industry.

**ALABAMA COMMUNITY COLLEGE SYSTEM**

	Actual 2022	Estimated 2023	Requested 2024	Increase/(Decrease)		Governor's Recommendation 2024
				From Prior Year		
				Amount	Percent	
<b><u>COMBINED FINANCIAL SUMMARY</u></b>						
Educational and General Beginning Balance	207,829,274	380,250,431	491,960,917	111,710,486	29.38	491,960,917
<b><u>REVENUES</u></b>						
Education Trust Fund - Operations & Maintenance	363,007,759	385,069,149	428,923,298	43,854,149	11.39	412,862,096
Education Trust Fund - O & M Prison Education	8,593,714	11,593,714	13,593,714	2,000,000	17.25	11,593,714
Education Trust Fund - LifeTech	2,000,000	2,500,000	2,500,000	0	0.00	2,000,000
Education Trust Fund - Therapeutic Education	1,939,901	1,999,901	1,999,901	0	0.00	1,999,901
Education Trust Fund - Mine Safety Training	350,000	350,000	350,000	0	0.00	350,000
Education Trust Fund - Truck Driving Training (CACC)	240,790	240,790	240,790	0	0.00	240,790
Education Trust Fund - Alabama Technology Network	5,241,289	5,452,830	5,752,830	300,000	5.50	5,452,830
Education Trust Fund - AL Technology Network - Workforce Training	503,906	503,906	503,906	0	0.00	503,906
Education Trust Fund - Marion Military Institute	9,534,104	10,259,104	10,989,104	730,000	7.12	10,259,104
Education Trust Fund - Alabama Community College System - System Office	11,787,712	12,404,471	13,366,265	961,794	7.75	13,991,405
Education Trust Fund - Capital Improvement and Equipment Purchases	1,135,442	1,335,442	1,335,442	0	0.00	0
Education Trust Fund- Dual Enrollment	20,982,385	25,982,385	30,982,385	5,000,000	19.24	30,482,385
Education Trust Fund- Dual Enrollment - Murphy University Center	200,000	200,000	200,000	0	0.00	200,000
Education Trust Fund- Adult Education	13,471,894	13,814,656	14,654,656	840,000	6.08	13,814,656
Education Trust Fund - Science, Tech, Engineering, Arts & Math (STEAM)	500,000	600,000	660,000	60,000	10.00	600,000
Education Trust Fund - Distance Learning	3,375,000	3,375,000	3,375,000	0	0.00	3,375,000
Education Trust Fund - Auto Manufacturing Workforce Development	312,500	312,500	500,000	187,500	60.00	312,500
Education Trust Fund - Auto Workforce Training Scholarship Program	210,000	300,000	300,000	0	0.00	300,000
Education Trust Fund - Volunteer EMSP Certification	125,000	125,000	125,000	0	0.00	125,000
Education Trust Fund - Special Populations Training	4,725,281	4,725,281	5,197,809	472,528	10.00	4,725,281
Education Trust Fund - Industry Certification Initiatives	2,810,778	2,810,778	2,810,778	0	0.00	2,810,778
Education Trust Fund - Perry County Facility	2,000,000	2,500,000	2,500,000	0	0.00	2,500,000
Education Trust Fund - Industry Certification Initiatives Workforce Development	3,750,000	3,750,000	3,750,000	0	0.00	3,750,000
Education Trust Fund - Industry Certification Initiatives - Career Coaches	600,000	600,000	3,079,630	2,479,630	413.27	3,079,630
Education Trust Fund - Appropriation - Prison (Day Reporting Center)	1,000,000	1,000,000	1,000,000	0	0.00	1,000,000
Education Trust Fund - Short Term Certification Credentials	10,000,000	15,000,000	20,000,000	5,000,000	33.33	15,000,000
Education Trust Fund - Smart Career	200,000	200,000	200,000	0	0.00	200,000
Education Trust Fund - AL Workforce Council Committee on Credential and Career Pathways Program	1,000,000	1,000,000	1,000,000	0	0.00	0
Education Trust Fund - Women's Fund of Greater Birmingham - Pilot	500,000	750,000	750,000	0	0.00	750,000
Education Trust Fund - LPN Programs	0	2,000,000	4,000,000	2,000,000	100.00	2,000,000
Education Trust Fund - Career Technology Equipment	0	5,000,000	5,000,000	0	0.00	5,000,000
Education Trust Fund - Supplemental Appropriation	25,105,000	0	0	0	.....	0
ETF Advancement & Technology Fund	25,173,392	0	0	0	.....	0

**ALABAMA COMMUNITY COLLEGE SYSTEM**

	Actual 2022	Estimated 2023	Requested 2024	Increase/(Decrease)		Governor's Recommendation 2024
				From Prior Year		
				Amount	Percent	
Education Trust Fund - Aerospace & Aviation Workforce Initiative Program	0	0	1,000,000	1,000,000	.....	0
Other State Funds	47,928,743	41,343,495	58,573,757	17,230,262	41.68	58,573,757
Federal Funds	359,212,297	327,072,821	377,487,950	50,415,129	15.41	377,487,950
Local Funds	2,081,030	3,642,920	3,055,813	(587,107)	(16.12)	3,055,813
Tuition and Fees	274,230,599	280,592,833	287,102,671	6,509,838	2.32	287,102,671
Other Sources: Miscellaneous	19,709,604	14,650,482	10,745,277	(3,905,205)	(26.66)	10,745,277
<b>TOTAL REVENUES</b>	<b>1,223,538,120</b>	<b>1,183,057,458</b>	<b>1,317,605,976</b>	<b>134,548,518</b>	<b>11.37</b>	<b>1,286,244,444</b>
<b>TOTAL AVAILABLE</b>	<b>1,431,367,394</b>	<b>1,563,307,889</b>	<b>1,809,566,893</b>	<b>246,259,004</b>	<b>15.75</b>	<b>1,778,205,361</b>
Less						
<b>TOTAL EDUCATIONAL AND GENERAL EXPENDITURES</b>	<b>996,651,346</b>	<b>1,015,626,404</b>	<b>1,053,360,750</b>	<b>37,734,346</b>	<b>3.72</b>	<b>1,228,996,347</b>
<b>EDUCATIONAL AND GENERAL TRANSFERS (NET)</b>						
Mandatory	37,909,292	39,640,178	41,450,095	1,809,917	4.57	
Non Mandatory	16,556,325	16,080,390	15,798,002	(282,388)	(1.76)	
<b>TOTAL EDUCATIONAL AND GENERAL TRANSFERS</b>	<b>54,465,617</b>	<b>55,720,568</b>	<b>57,248,097</b>	<b>1,527,529</b>	<b>2.74</b>	<b>57,248,097</b>
<b>TOTAL EDUCATIONAL AND GENERAL EXPENDITURES AND TRANSFERS</b>	<b>1,051,116,963</b>	<b>1,071,346,972</b>	<b>1,110,608,847</b>	<b>39,261,875</b>	<b>3.66</b>	<b>1,286,244,444</b>
<b>EDUCATIONAL AND GENERAL ENDING BALANCE</b>	<b>380,250,431</b>	<b>491,960,917</b>	<b>698,958,046</b>	<b>206,997,129</b>	<b>42.08</b>	<b>491,960,917</b>
<b>Educational and General Expenditures by Function</b>						
Instruction	328,961,955	340,874,067	367,024,955	26,150,888	7.67	
Public Service	5,814,505	5,981,858	6,237,500	255,642	4.27	
Academic Support	98,869,503	96,007,204	102,489,995	6,482,791	6.75	
Student Services	100,493,655	104,795,370	110,911,774	6,116,404	5.84	
Institutional Support	146,075,465	169,864,294	182,219,477	12,355,183	7.27	
Operation & Maintenance of Physical Plant	77,730,445	85,109,701	93,620,672	8,510,971	10.00	
Scholarships and Fellowships	238,705,818	212,993,910	190,856,377	(22,137,533)	(10.39)	
<b>TOTAL EDUCATIONAL AND GENERAL EXPENDITURES BY FUNCTION</b>	<b>996,651,346</b>	<b>1,015,626,404</b>	<b>1,053,360,750</b>	<b>37,734,346</b>	<b>3.72</b>	<b>1,286,244,444</b>
<b>Educational and General Expenditures by Object</b>						
Salaries and Wages	375,082,017	393,119,535	413,544,104	20,424,569	5.20	
Employee Benefits	117,263,710	132,648,095	136,469,555	3,821,460	2.88	
Supplies and Expenses	197,973,578	171,621,914	188,168,225	16,546,311	9.64	
Equipment and Other Capital Assets	67,626,223	105,242,950	124,322,489	19,079,539	18.13	
Scholarships and Fellowships	238,705,818	212,993,910	190,856,377	(22,137,533)	(10.39)	
<b>TOTAL EDUCATIONAL AND GENERAL EXPENDITURES BY OBJECT</b>	<b>996,651,346</b>	<b>1,015,626,404</b>	<b>1,053,360,750</b>	<b>37,734,346</b>	<b>3.72</b>	<b>1,286,244,444</b>
<b>Auxiliary Enterprises</b>						
Auxiliary Beginning Balance	0	825,990	152,062	(673,928)	(81.59)	152,062

**ALABAMA COMMUNITY COLLEGE SYSTEM**

	Actual 2022	Estimated 2023	Requested 2024	Increase/(Decrease)		Governor's Recommendation 2024
				From Prior Year		
				Amount	Percent	
<b><u>AUXILIARY REVENUE</u></b>						
Sales and Services	13,159,399	13,296,873	13,435,783	138,910	1.04	13,435,783
<b>TOTAL AUXILIARY REVENUES</b>	<b>13,159,399</b>	<b>13,296,873</b>	<b>13,435,783</b>	<b>138,910</b>	<b>1.04</b>	<b>13,435,783</b>
<b>TOTAL AVAILABLE AUXILIARY</b>	<b>13,159,399</b>	<b>14,122,863</b>	<b>13,587,845</b>	<b>(535,018)</b>	<b>(3.79)</b>	<b>13,587,845</b>
<b><u>Auxiliary Expenditures</u></b>						
Salaries and Wages	2,041,398	2,354,744	2,448,934	94,190	4.00	
Employee Benefits	850,228	867,379	808,148	(59,231)	(6.83)	
Supplies and Expenses	8,226,218	9,661,407	11,483,363	1,821,956	18.86	
Equipment and Other Capital Assets	15,565	14,271	16,963	2,692	18.86	
<b>TOTAL AUXILIARY ENTERPRISES EXPENDITURES</b>	<b>11,133,409</b>	<b>12,897,801</b>	<b>14,757,408</b>	<b>1,859,607</b>	<b>14.42</b>	<b>14,757,408</b>
<b><u>AUXILIARY ENTERPRISES TRANSFERS (NET)</u></b>						
Mandatory	1,200,000	1,073,000	1,187,596	114,596	10.68	
<b>TOTAL AUXILIARY TRANSFERS</b>	<b>1,200,000</b>	<b>1,073,000</b>	<b>1,187,596</b>	<b>114,596</b>	<b>10.68</b>	<b>1,187,596</b>
<b>TOTAL AUXILIARY EXPENDITURES AND TRANSFERS</b>	<b>12,333,409</b>	<b>13,970,801</b>	<b>15,945,004</b>	<b>1,974,203</b>	<b>14.13</b>	<b>15,945,004</b>
<b>TOTAL AUXILIARY ENDING BALANCE</b>	<b>825,990</b>	<b>152,062</b>	<b>(2,357,159)</b>	<b>(2,509,221)</b>	<b>(1,650.13)</b>	<b>(2,357,159)</b>
<b><u>PERSONNEL</u></b>						
Educational and General	8,995.00	9,367.00	9,867.00	500.00	5.34	
Auxiliary Enterprises	50.00	63.00	57.00	(6.00)	(9.52)	
<b>TOTAL PERSONNEL</b>	<b>9,045.00</b>	<b>9,430.00</b>	<b>9,924.00</b>	<b>494.00</b>	<b>5.24</b>	
<b><u>UNRESTRICTED FINANCIAL SUMMARY</u></b>						
Educational and General Beginning Balance	194,053,105	341,004,083	446,443,264	105,439,181	30.92	
<b><u>REVENUES</u></b>						
Education Trust Fund - Operations & Maintenance	363,007,759	385,069,149	428,923,298	43,854,149	11.39	
Education Trust Fund - O & M Prison Education	8,593,714	11,593,714	13,593,714	2,000,000	17.25	
Education Trust Fund - LifeTech	2,000,000	2,500,000	2,500,000	0	0.00	
Education Trust Fund - Perry County Facility	2,000,000	2,500,000	2,500,000	0	0.00	
Education Trust Fund - Therapeutic Education	1,939,901	1,999,901	1,999,901	0	0.00	
Education Trust Fund - Mine Safety Training	350,000	350,000	350,000	0	0.00	
Education Trust Fund - Truck Driving Training (CACC)	240,790	240,790	240,790	0	0.00	
Education Trust Fund - Alabama Technology Network	5,241,289	5,452,830	5,752,830	300,000	5.50	
Education Trust Fund - AL Technology Network Workforce Training	503,906	503,906	503,906	0	0.00	
Education Trust Fund - Marion Military Institute	9,534,104	10,259,104	10,989,104	730,000	7.12	
Education Trust Fund - Alabama Community College System - System Office	11,787,712	12,404,471	13,366,265	961,794	7.75	
Education Trust Fund- Capital Improvement and Equipment Purchases	1,135,442	1,335,442	1,335,442	0	0.00	
Education Trust Fund - Dual Enrollment	20,982,385	25,982,385	30,982,385	5,000,000	19.24	
Education Trust Fund- Dual Enrollment - Murphy University Center	200,000	200,000	200,000	0	0.00	
Education Trust Fund - Adult Education	13,471,894	13,814,656	14,654,656	840,000	6.08	

**ALABAMA COMMUNITY COLLEGE SYSTEM**

	Actual 2022	Estimated 2023	Requested 2024	Increase/(Decrease)		Governor's Recommendation 2024
				From Prior Year		
				Amount	Percent	
Education Trust Fund - Science, Tech, Engineering, Arts & Math (STEAM)	500,000	600,000	660,000	60,000	10.00	
Education Trust Fund - Distance Learning	3,375,000	3,375,000	3,375,000	0	0.00	
Education Trust Fund - Auto Manufacturing Workforce Development	312,500	312,500	500,000	187,500	60.00	
Education Trust Fund - Auto Workforce Training Scholarship Program	210,000	300,000	300,000	0	0.00	
Education Trust Fund - Volunteer EMSP Certification	125,000	125,000	125,000	0	0.00	
Education Trust Fund - Special Populations Training	4,725,281	4,725,281	5,197,809	472,528	10.00	
Education Trust Fund - Industry Certification Initiatives	2,810,778	2,810,778	2,810,778	0	0.00	
Education Trust Fund - Short Certification Credentials	10,000,000	15,000,000	20,000,000	5,000,000	33.33	
Education Trust Fund - Industry Certification Initiatives - Career Coaches	600,000	600,000	3,079,630	2,479,630	413.27	
Education Trust Fund - Prison (Day Reporting Center)	1,000,000	1,000,000	1,000,000	0	0.00	
Education Trust Fund - Workforce Development	3,750,000	3,750,000	3,750,000	0	0.00	
Education Trust Fund - Smart Career	200,000	200,000	200,000	0	0.00	
Education Trust Fund - AL Workforce Council Committee on Credential and Career Pathways Program	1,000,000	1,000,000	1,000,000	0	0.00	
Education Trust Fund - Women's Fund of Greater Birmingham - Pilot	500,000	750,000	750,000	0	0.00	
Education Trust Fund - Supplemental Appropriation	25,105,000	0	0	0	.....	
ETF Advancement & Technology Fund	25,173,392	0	0	0	.....	
Education Trust Fund - LPN Program	0	2,000,000	4,000,000	2,000,000	100.00	
Education Trust Fund - Career Technical Equipment	0	5,000,000	5,000,000	0	0.00	
Education Trust Fund - Aerospace & Aviation Workforce Initiative Program	0	0	1,000,000	1,000,000	.....	
Other State Funds	2,299,920	1,394,920	944,934	(449,986)	(32.26)	
Federal Funds	518,425	138,218	87,534	(50,684)	(36.67)	
Local Funds	1,525,000	2,685,000	2,685,000	0	0.00	
Tuition and Fees	274,230,599	280,592,833	287,102,671	6,509,838	2.32	
Other Sources: Miscellaneous	18,087,800	12,320,189	8,391,682	(3,928,507)	(31.89)	
<b>TOTAL REVENUES</b>	<b>817,037,591</b>	<b>812,886,067</b>	<b>879,852,329</b>	<b>66,966,262</b>	<b>8.24</b>	
<b>TOTAL AVAILABLE</b>	<b>1,011,090,696</b>	<b>1,153,890,150</b>	<b>1,326,295,593</b>	<b>172,405,443</b>	<b>14.94</b>	
Less						
<b>TOTAL EDUCATIONAL AND GENERAL EXPENDITURES</b>	<b>620,845,996</b>	<b>659,591,318</b>	<b>721,923,188</b>	<b>62,331,870</b>	<b>9.45</b>	
<b>EDUCATIONAL AND GENERAL TRANSFERS (NET)</b>						
Mandatory	37,909,292	39,640,178	41,450,095	1,809,917	4.57	
Non Mandatory	11,331,325	8,215,390	7,933,002	(282,388)	(3.44)	
<b>TOTAL EDUCATIONAL AND GENERAL TRANSFERS</b>	<b>49,240,617</b>	<b>47,855,568</b>	<b>49,383,097</b>	<b>1,527,529</b>	<b>3.19</b>	
<b>TOTAL EDUCATIONAL AND GENERAL EXPENDITURES AND TRANSFERS</b>	<b>670,086,613</b>	<b>707,446,886</b>	<b>771,306,285</b>	<b>63,859,399</b>	<b>9.03</b>	
<b>EDUCATIONAL AND GENERAL ENDING BALANCE</b>	<b>341,004,083</b>	<b>446,443,264</b>	<b>554,989,308</b>	<b>108,546,044</b>	<b>24.31</b>	

**ALABAMA COMMUNITY COLLEGE SYSTEM**

	Actual 2022	Estimated 2023	Requested 2024	Increase/(Decrease)		Governor's Recommendation 2024
				From Prior Year		
				Amount	Percent	
<u>Educational and General Expenditures by Function</u>						
Instruction	268,643,632	282,761,703	311,037,873	28,276,170	10.00	
Public Service	161,776	84,107	84,107	0	0.00	
Academic Support	45,931,747	48,765,863	53,642,449	4,876,586	10.00	
Student Services	70,022,925	75,874,523	83,461,975	7,587,452	10.00	
Institutional Support	115,626,510	123,551,837	135,907,020	12,355,183	10.00	
Operation & Maintenance of Physical Plant	77,730,445	85,109,701	93,620,672	8,510,971	10.00	
Scholarships and Fellowships	42,728,961	43,443,584	44,169,092	725,508	1.67	
<b>TOTAL EDUCATIONAL AND GENERAL EXPENDITURES BY FUNCTION</b>	<b>620,845,996</b>	<b>659,591,318</b>	<b>721,923,188</b>	<b>62,331,870</b>	<b>9.45</b>	
<u>Educational and General Expenditures by Object</u>						
Salaries and Wages	332,130,288	350,394,189	364,409,956	14,015,767	4.00	
Employee Benefits	104,598,853	117,919,020	120,255,286	2,336,266	1.98	
Supplies and Expenses	135,742,695	125,432,142	153,884,685	28,452,543	22.68	
Equipment and Other Capital Assets	5,645,199	22,402,383	39,204,169	16,801,786	75.00	
Scholarships and Fellowships	42,728,961	43,443,584	44,169,092	725,508	1.67	
<b>TOTAL EDUCATIONAL AND GENERAL EXPENDITURES BY OBJECT</b>	<b>620,845,996</b>	<b>659,591,318</b>	<b>721,923,188</b>	<b>62,331,870</b>	<b>9.45</b>	
<u>PERSONNEL</u>						
Educational and General	7,965.00	8,219.00	8,673.00	454.00	5.52	
Auxiliary Enterprises	50.00	63.00	57.00	(6.00)	(9.52)	
<b>TOTAL PERSONNEL</b>	<b>8,015.00</b>	<b>8,282.00</b>	<b>8,730.00</b>	<b>448.00</b>	<b>5.41</b>	
<b><u>RESTRICTED FINANCIAL SUMMARY</u></b>						
Educational and General Beginning Balance	13,776,169	39,246,348	45,517,653	6,271,305	15.98	
<u>REVENUES</u>						
Other State Funds	45,628,823	39,948,575	57,628,823	17,680,248	44.26	
Federal Funds	358,693,872	326,934,603	377,400,416	50,465,813	15.44	
Local Funds	556,030	957,920	370,813	(587,107)	(61.29)	
Other Sources: Miscellaneous	1,621,804	2,330,293	2,353,595	23,302	1.00	
<b>TOTAL REVENUES</b>	<b>406,500,529</b>	<b>370,171,391</b>	<b>437,753,647</b>	<b>67,582,256</b>	<b>18.26</b>	
<b>TOTAL AVAILABLE</b>	<b>420,276,698</b>	<b>409,417,739</b>	<b>483,271,300</b>	<b>73,853,561</b>	<b>18.04</b>	
Less						
<b>TOTAL EDUCATIONAL AND GENERAL EXPENDITURES</b>	<b>375,805,350</b>	<b>356,035,086</b>	<b>331,437,562</b>	<b>(24,597,524)</b>	<b>(6.91)</b>	
<u>EDUCATIONAL AND GENERAL TRANSFERS (NET)</u>						
Non Mandatory	5,225,000	7,865,000	7,865,000	0	0.00	
<b>TOTAL EDUCATIONAL AND GENERAL TRANSFERS</b>	<b>5,225,000</b>	<b>7,865,000</b>	<b>7,865,000</b>	<b>0</b>	<b>0.00</b>	
<b>TOTAL EDUCATIONAL AND GENERAL EXPENDITURES AND TRANSFERS</b>	<b>381,030,350</b>	<b>363,900,086</b>	<b>339,302,562</b>	<b>(24,597,524)</b>	<b>(6.76)</b>	
<b>EDUCATIONAL AND GENERAL ENDING BALANCE</b>	<b>39,246,348</b>	<b>45,517,653</b>	<b>143,968,738</b>	<b>98,451,085</b>	<b>216.29</b>	



**ALABAMA COMMUNITY COLLEGE SYSTEM**

	Actual 2022	Estimated 2023	Requested 2024	Increase/(Decrease) From Prior Year		Governor's Recommendation 2024
				Amount	Percent	
<u>Educational and General Expenditures by Function</u>						
Instruction	60,318,323	58,112,364	55,987,082	(2,125,282)	(3.66)	
Public Service	5,652,729	5,897,751	6,153,393	255,642	4.33	
Academic Support	52,937,756	47,241,341	48,847,546	1,606,205	3.40	
Student Services	30,470,730	28,920,847	27,449,799	(1,471,048)	(5.09)	
Institutional Support	30,448,955	46,312,457	46,312,457	0	0.00	
Scholarships and Fellowships	195,976,857	169,550,326	146,687,285	(22,863,041)	(13.48)	
<hr/>						
TOTAL EDUCATIONAL AND GENERAL EXPENDITURES BY FUNCTION	375,805,350	356,035,086	331,437,562	(24,597,524)	(6.91)	
<hr/>						
<u>Educational and General Expenditures by Object</u>						
Salaries and Wages	42,951,729	42,725,346	49,134,148	6,408,802	15.00	
Employee Benefits	12,664,857	14,729,075	16,214,269	1,485,194	10.08	
Supplies and Expenses	62,230,883	46,189,772	34,283,540	(11,906,232)	(25.78)	
Equipment and Other Capital Assets	61,981,024	82,840,567	85,118,320	2,277,753	2.75	
Scholarships and Fellowships	195,976,857	169,550,326	146,687,285	(22,863,041)	(13.48)	
<hr/>						
TOTAL EDUCATIONAL AND GENERAL EXPENDITURES BY OBJECT	375,805,350	356,035,086	331,437,562	(24,597,524)	(6.91)	
<hr/>						
<u>PERSONNEL</u>						
Educational and General	1,030.00	1,148.00	1,194.00	46.00	4.01	
<hr/>						

**DEPARTMENT OF CONSERVATION AND NATURAL RESOURCES**

	Actual 2022	Budgeted 2023	Requested 2024	Increase/(Decrease)		Governor's Recommendation 2024
				From Prior Year		
				Amount	Percent	
Unencumbered Balance Brought Forward	104,912,111	99,410,115	99,410,115	0	0.00	99,410,115
<b>RECEIPTS:</b>						
Federal and Local Funds:						
RESTORE Act	27,831,495	137,727,169	143,227,886	5,500,717	3.99	143,227,886
GOMESA	28,010,918	42,874,467	35,000,000	(7,874,467)	(18.37)	35,000,000
State Funds:						
BP Oil Spill Fund	11,754,815	29,688,813	25,000,000	(4,688,813)	(15.79)	25,000,000
Administrative (Transfers, Magazine Subscriptions)	9,763,870	11,280,501	10,750,000	(530,501)	(4.70)	10,750,000
Receipts from Parks Operations, Estimated	45,299,448	48,841,144	50,851,536	2,010,392	4.12	50,851,536
State Parks Fund (Cigarette Tax, Miscellaneous)	12,520,009	11,824,452	12,269,180	444,728	3.76	12,269,180
Land Management Fees	4,498,402	6,418,851	5,825,709	(593,142)	(9.24)	5,825,709
State Lands	3,146,129	5,884,794	7,583,641	1,698,847	28.87	7,583,641
Forever Wild Trust Fund - Transfer	900,000	900,000	900,000	0	0.00	900,000
Game and Fish	19,926,921	26,265,937	24,267,303	(1,998,634)	(7.61)	24,267,303
Game and Fish (Hunting & Fishing Licenses, Fines)	31,067,693	28,989,975	28,800,226	(189,749)	(0.65)	28,800,226
Marine Resources	4,394,047	2,951,032	8,476,000	5,524,968	187.22	8,476,000
Marine Resources (Licenses, Taxes)	5,898,437	7,068,433	7,721,000	652,567	9.23	7,721,000
Boat License	762,620	2,415,000	1,380,000	(1,035,000)	(42.86)	1,380,000
<b>TOTAL RECEIPTS</b>	<b>205,774,804</b>	<b>363,130,568</b>	<b>362,052,481</b>	<b>(1,078,087)</b>	<b>(0.30)</b>	<b>362,052,481</b>
<b>TOTAL AVAILABLE</b>	<b>310,686,915</b>	<b>462,540,683</b>	<b>461,462,596</b>	<b>(1,078,087)</b>	<b>(0.23)</b>	<b>461,462,596</b>
<b>LESS: EXPENDITURES</b>	<b>211,276,800</b>	<b>363,130,568</b>	<b>407,572,419</b>	<b>44,441,851</b>	<b>12.24</b>	<b>407,572,419</b>
Balance Unencumbered	99,410,115	99,410,115	53,890,177	(45,519,938)	(45.79)	53,890,177
<b>SUMMARY BUDGET REQUEST</b>						
<b>PROGRAMS AND PROGRAM FUNCTIONS</b>						
<b>CAPITAL OUTLAY PROGRAM</b>						
State Land Management Function	8,599,705	5,715,112	6,250,000	534,888	9.36	
Outdoor Recreation Sites and Services Function	9,823,259	7,814,472	7,710,000	(104,472)	(1.34)	
Game and Fish Management Function	3,695,410	1,678,256	1,375,000	(303,256)	(18.07)	
Oil Spill Restoration Function	6,000,000	6,000,000	6,000,000	0	0.00	
<b>TOTAL</b>	<b>28,118,374</b>	<b>21,207,840</b>	<b>21,335,000</b>	<b>127,160</b>	<b>0.60</b>	
<b>STATE LAND MANAGEMENT PROGRAM</b>						
State Land Management Function	29,576,020	50,363,000	79,044,224	28,681,224	56.95	
<b>TOTAL</b>	<b>29,576,020</b>	<b>50,363,000</b>	<b>79,044,224</b>	<b>28,681,224</b>	<b>56.95</b>	
<b>OUTDOOR RECREATION SITES AND SERVICES PROGRAM</b>						
Outdoor Recreation Sites and Services Function	47,112,728	52,851,124	55,161,426	2,310,302	4.37	
<b>TOTAL</b>	<b>47,112,728</b>	<b>52,851,124</b>	<b>55,161,426</b>	<b>2,310,302</b>	<b>4.37</b>	
<b>ADMINISTRATIVE SERVICES PROGRAM</b>						
Administrative Services Function	9,680,782	11,280,501	12,320,417	1,039,916	9.22	
<b>TOTAL</b>	<b>9,680,782</b>	<b>11,280,501</b>	<b>12,320,417</b>	<b>1,039,916</b>	<b>9.22</b>	
<b>GAME AND FISH PROGRAM</b>						
Game and Fish Management Function	46,203,001	55,992,656	56,892,529	899,873	1.61	
<b>TOTAL</b>	<b>46,203,001</b>	<b>55,992,656</b>	<b>56,892,529</b>	<b>899,873</b>	<b>1.61</b>	

**DEPARTMENT OF CONSERVATION AND NATURAL RESOURCES**

	Actual 2022	Budgeted 2023	Requested 2024	Increase/(Decrease)		Governor's Recommendation 2024
				From Prior Year		
				Amount	Percent	
<b>MARINE RESOURCES PROGRAM</b>						
Marine Resources Function	15,211,654	11,162,711	16,975,053	5,812,342	52.07	
<b>TOTAL</b>	<b>15,211,654</b>	<b>11,162,711</b>	<b>16,975,053</b>	<b>5,812,342</b>	<b>52.07</b>	
<b>DEEPWATER HORIZON OIL SPILL RESTORATION PROGRAM</b>						
Oil Spill Restoration Function	35,374,241	160,272,736	165,843,770	5,571,034	3.48	
<b>TOTAL</b>	<b>35,374,241</b>	<b>160,272,736</b>	<b>165,843,770</b>	<b>5,571,034</b>	<b>3.48</b>	
<b>TOTAL EXPENDITURES</b>	<b>211,276,800</b>	<b>363,130,568</b>	<b>407,572,419</b>	<b>44,441,851</b>	<b>12.24</b>	<b>407,572,419</b>
<b>DEPARTMENT OF CONSERVATION AND NATURAL RESOURCES SUMMARY</b>						
Personnel Costs	42,371,054	52,159,999	54,899,291	2,739,292	5.25	
Employee Benefits	17,806,775	22,395,236	24,997,469	2,602,233	11.62	
Travel - In-State	610,261	799,668	900,771	101,103	12.64	
Travel - Out-of-State	229,945	459,673	470,654	10,981	2.39	
Repairs and Maintenance	9,341,045	9,464,091	9,166,675	(297,416)	(3.14)	
Rentals and Leases	1,561,896	1,737,082	1,875,494	138,412	7.97	
Utilities and Communication	7,267,276	7,207,359	7,885,581	678,222	9.41	
Professional Services	12,152,817	18,518,269	17,942,150	(576,119)	(3.11)	
Supplies/Materials/Operating Expenses	11,208,190	11,686,691	11,476,818	(209,873)	(1.80)	
Transportation Equipment Operations	4,618,982	4,371,820	4,777,060	405,240	9.27	
Grants and Benefits	51,358,662	189,298,291	215,846,680	26,548,389	14.02	
Capital Outlay	34,600,562	22,697,827	34,749,300	12,051,473	53.10	
Transportation Equipment Purchases	5,041,700	7,357,500	6,907,400	(450,100)	(6.12)	
Other Equipment Purchases	3,178,349	3,470,252	3,427,076	(43,176)	(1.24)	
Miscellaneous	9,929,286	11,506,810	12,250,000	743,190	6.46	
<b>TOTAL EXPENDITURES</b>	<b>211,276,800</b>	<b>363,130,568</b>	<b>407,572,419</b>	<b>44,441,851</b>	<b>12.24</b>	<b>407,572,419</b>
Total Number of Employees	947.75	1,319.00	1,255.00	(64.00)	(4.85)	
<b>SOURCE OF FUNDS:</b>						
Marine Resources	14,949,797	9,869,465	16,016,000	6,146,535	62.28	16,016,000
Marine Resources - Use Tax - Act 2001-669	62,598	150,000	181,000	31,000	20.67	181,000
Game and Fish	49,700,635	55,235,912	56,867,529	1,631,617	2.95	56,867,529
Game and Fish - Use Tax - Act 2001-669	197,776	20,000	20,000	0	0.00	20,000
Land Management	7,659,596	11,303,645	12,409,350	1,105,705	9.78	12,409,350
Forever Wild Trust Fund - Transfer	900,000	900,000	900,000	0	0.00	900,000
Land Management - Use Tax - Act 2001-669	1,000,000	1,000,000	1,000,000	0	0.00	1,000,000
State Parks Fund	2,644,147	946,452	415,710	(530,742)	(56.08)	415,710
Parks Paving DOT Transfer	500,000	500,000	500,000	0	0.00	500,000
State Parks Fund - Cigarette Tax	2,117,000	3,000,000	3,000,000	0	0.00	3,000,000
State Parks Fund - Sales Tax Discount - Act 2000-731	7,000,000	7,378,000	8,104,180	726,180	9.84	8,104,180
Receipts from Parks Operations	44,674,840	48,841,144	50,851,536	2,010,392	4.12	50,851,536
Conservation Administrative Fund	9,680,782	11,280,501	12,320,417	1,039,916	9.22	12,320,417
GOMESA	28,616,129	42,874,467	70,984,874	28,110,407	65.56	70,984,874
BP Oil Spill Fund	13,742,005	29,688,813	29,393,937	(294,876)	(0.99)	29,393,937
RESTORE Act	27,831,495	137,727,169	143,227,886	5,500,717	3.99	143,227,886
State Reservoir Management Grant Fund	0	2,415,000	1,380,000	(1,035,000)	(42.86)	1,380,000
<b>Total Funds</b>	<b>211,276,800</b>	<b>363,130,568</b>	<b>407,572,419</b>	<b>44,441,851</b>	<b>12.24</b>	<b>407,572,419</b>

**AGENCY DESCRIPTION:** Outdoor Recreation Sites And Services: Acquires and preserves natural areas; develops, furnishes, and maintains recreational facilities; and expands the knowledge of the natural environment of the state for the benefit of the public and tourism. Wildlife and Freshwater Fisheries: Manages the fish and wildlife resources of the state through freshwater fisheries, wildlife management, enforcement, administration, and fishing and hunting opportunities. Marine Police: Enforces the state's boating laws and regulations; investigates boating accidents; maintains aids to navigation on over 1,000,000 waterway acres of recreational and commercial waterways in the state; and registers and maintains records for approximately 300,000 boats. Marine Resources: Conserves the marine fisheries resources of the state through research, management, and enforcement. State Lands Management: Manages 30,000 acres of school lands, 7,000 acres of swamp and overflow lands, 13,000 acres of unused land, and 600,000 acres of submerged lands, title to all being vested in the State.

**ALABAMA CONSTRUCTION RECRUITMENT INSTITUTE**

	Actual 2022	Budgeted 2023	Requested 2024	Increase/(Decrease)		Governor's Recommendation 2024
				From Prior Year		
				Amount	Percent	
Unencumbered Balance Brought Forward	1,354,837	1,388,748	1,388,748	0	0.00	1,388,748
<b>RECEIPTS:</b>						
State Funds:						
Construction Craft Industry Fees	1,741,680	1,800,000	1,800,000	0	0.00	1,800,000
<b>TOTAL RECEIPTS</b>	<b>1,741,680</b>	<b>1,800,000</b>	<b>1,800,000</b>	<b>0</b>	<b>0.00</b>	<b>1,800,000</b>
<b>TOTAL AVAILABLE</b>	<b>3,096,517</b>	<b>3,188,748</b>	<b>3,188,748</b>	<b>0</b>	<b>0.00</b>	<b>3,188,748</b>
<b>LESS: EXPENDITURES</b>	<b>1,707,769</b>	<b>1,800,000</b>	<b>1,800,000</b>	<b>0</b>	<b>0.00</b>	<b>1,800,000</b>
Balance Unencumbered	1,388,748	1,388,748	1,388,748	0	0.00	1,388,748

SUMMARY BUDGET REQUEST

PROGRAMS AND PROGRAM FUNCTIONS

RECRUITMENT AND TRAINING PROMOTION PROGRAM

Recruitment and Training Promotion Function	1,707,769	1,800,000	1,800,000	0	0.00	
<b>TOTAL</b>	<b>1,707,769</b>	<b>1,800,000</b>	<b>1,800,000</b>	<b>0</b>	<b>0.00</b>	
<b>TOTAL EXPENDITURES</b>	<b>1,707,769</b>	<b>1,800,000</b>	<b>1,800,000</b>	<b>0</b>	<b>0.00</b>	<b>1,800,000</b>

ALABAMA CONSTRUCTION RECRUITMENT INSTITUTE SUMMARY

Personnel Costs	459,308	512,000	512,000	0	0.00	
Employee Benefits	121,631	125,000	130,000	5,000	4.00	
Travel - In State	30,901	44,000	44,000	0	0.00	
Travel - Out of State	0	1,000	1,000	0	0.00	
Repairs and Maintenance	0	1,000	1,000	0	0.00	
Rentals and Leases	47,712	60,000	60,000	0	0.00	
Utilities and Communication	10,117	8,000	10,000	2,000	25.00	
Professional Fees and Services	1,035,824	1,039,000	1,033,000	(6,000)	(0.58)	
Supplies/Materials/Operating Expenses	1,805	5,000	4,000	(1,000)	(20.00)	
Grants and Benefits	0	5,000	0	(5,000)	(100.00)	
Other Equipment Purchases	471	0	5,000	5,000	.....	
<b>TOTAL EXPENDITURES</b>	<b>1,707,769</b>	<b>1,800,000</b>	<b>1,800,000</b>	<b>0</b>	<b>0.00</b>	<b>1,800,000</b>
<b>Total Number of Employees</b>	<b>7.00</b>	<b>7.00</b>	<b>7.00</b>	<b>0.00</b>	<b>0.00</b>	

SOURCE OF FUNDS:

Recruitment and Training Promotion Fund	1,707,769	1,800,000	1,800,000	0	0.00	1,800,000
<b>Total Funds</b>	<b>1,707,769</b>	<b>1,800,000</b>	<b>1,800,000</b>	<b>0</b>	<b>0.00</b>	<b>1,800,000</b>

AGENCY DESCRIPTION: Provides for the recruitment of, training programs and opportunities for new construction craft trade workers. Works to educate young people, parents, educators and others about the opportunities offered by the construction industry.

**STATE LICENSING BOARD FOR GENERAL CONTRACTORS**

	Actual 2022	Budgeted 2023	Requested 2024	Increase/(Decrease)		Governor's Recommendation 2024
				From Prior Year		
				Amount	Percent	
Unencumbered Balance Brought Forward	1,806,622	1,780,757	1,780,757	0	0.00	1,780,757
<b>RECEIPTS:</b>						
State Funds:						
Applications/Renewals/Fees	1,437,917	2,724,263	2,754,816	30,553	1.12	2,754,816
<b>TOTAL RECEIPTS</b>	<b>1,437,917</b>	<b>2,724,263</b>	<b>2,754,816</b>	<b>30,553</b>	<b>1.12</b>	<b>2,754,816</b>
<b>TOTAL AVAILABLE</b>	<b>3,244,539</b>	<b>4,505,020</b>	<b>4,535,573</b>	<b>30,553</b>	<b>0.68</b>	<b>4,535,573</b>
<b>LESS: EXPENDITURES</b>	<b>1,359,003</b>	<b>2,724,263</b>	<b>2,754,816</b>	<b>30,553</b>	<b>1.12</b>	<b>2,754,816</b>
TRANSFER TO GENERAL FUND	104,779	0	0			
Balance Unencumbered	1,780,757	1,780,757	1,780,757	0	0.00	1,780,757

SUMMARY BUDGET REQUEST

PROGRAMS AND PROGRAM FUNCTIONS

PROFESSIONAL AND OCCUPATIONAL LICENSING AND REGULATION PROGRAM

Licensure and Regulation of General Contractors

Function	1,359,003	2,724,263	2,754,816	30,553	1.12	
<b>TOTAL</b>	<b>1,359,003</b>	<b>2,724,263</b>	<b>2,754,816</b>	<b>30,553</b>	<b>1.12</b>	
<b>TOTAL EXPENDITURES</b>	<b>1,359,003</b>	<b>2,724,263</b>	<b>2,754,816</b>	<b>30,553</b>	<b>1.68</b>	<b>2,754,816</b>

STATE LICENSING BOARD FOR GENERAL CONTRACTORS SUMMARY

Personnel Costs	698,012	1,138,251	1,131,184	(7,067)	(0.62)	
Employee Benefits	314,997	422,589	455,132	32,543	7.70	
Travel - In-State	15,271	30,000	30,000	0	0.00	
Travel - Out-of-State	8,565	30,000	30,000	0	0.00	
Repairs and Maintenance	5,427	25,200	25,500	300	1.19	
Rentals and Leases	110,924	170,000	170,000	0	0.00	
Utilities and Communication	48,970	110,000	110,000	0	0.00	
Professional Fees and Services	62,659	410,000	410,000	0	0.00	
Supplies/Materials/Operating Expenses	72,380	120,000	120,000	0	0.00	
Transportation Equipment Operations	21,020	26,000	30,000	4,000	15.38	
Transportation Equipment Purchases	0	120,000	120,000	0	0.00	
Other Equipment Purchases	778	122,223	123,000	777	0.64	
<b>TOTAL EXPENDITURES</b>	<b>1,359,003</b>	<b>2,724,263</b>	<b>2,754,816</b>	<b>30,553</b>	<b>1.12</b>	<b>2,754,816</b>
<b>Total Number of Employees</b>	<b>13.70</b>	<b>23.00</b>	<b>20.00</b>	<b>(3.00)</b>	<b>(13.04)</b>	

SOURCE OF FUNDS:

Licensing Board for General Contractors Fund	1,359,003	2,724,263	2,754,816	30,553	1.12	2,754,816
<b>Total Funds</b>	<b>1,359,003</b>	<b>2,724,263</b>	<b>2,754,816</b>	<b>30,553</b>	<b>0.0112</b>	<b>2,754,816</b>

AGENCY DESCRIPTION: Safeguards life, health, and property and promotes general public welfare by requiring that only properly qualified persons be permitted to engage in general contracting. Requires all contractors of projects of \$50,000, except single family dwelling, to be licensed by application and approval after scrutiny by the Board. Reviews the experience record, technical qualifications, and financial responsibility of the applicants. Protects citizens by ensuring that persons allowed to construct both public and private facilities be responsible and qualified to ensure proper responsible completion that would not collapse or otherwise fail, causing the possible loss of life as well as financial loss.

**DEPARTMENT OF CORRECTIONS**

	Actual 2022	Budgeted 2023	Requested 2024	Increase/(Decrease)		Governor's Recommendation 2024
				From Prior Year		
				Amount	Percent	
Unencumbered Balance Brought Forward	19,776,946	26,683,344	5,553,415	(21,129,929)	(79.19)	5,553,415
<b>RECEIPTS:</b>						
<b>State Funds:</b>						
Correctional Agricultural Fund	2,272,000	6,684,000	6,687,000	3,000	0.04	6,687,000
Drug Demand Reduction Fund	2,174,276	1,048,277	8,500,000	7,451,723	710.85	8,500,000
Correctional Industries Revolving Fund	13,623,980	32,485,660	35,139,660	2,654,000	8.17	35,139,660
Miscellaneous Revenue	45,888,798	64,619,692	64,619,692	0	0.00	64,619,692
State General Fund	570,575,435	594,647,303	654,232,404	59,585,101	10.02	661,732,404
State General Fund - Reversion Reappropriated	35,703,410	55,200,276	0	(55,200,276)	(100.00)	0
State General Fund - Retiree Bonus	0	1,298,327	0	(1,298,327)	(100.00)	0
State General Fund - COLA	4,446,135	8,286,774	0	(8,286,774)	(100.00)	0
<b>TOTAL RECEIPTS</b>	<b>674,684,034</b>	<b>764,270,309</b>	<b>769,178,756</b>	<b>4,908,447</b>	<b>0.64</b>	<b>776,678,756</b>
<b>TOTAL AVAILABLE</b>	<b>694,460,980</b>	<b>790,953,653</b>	<b>774,732,171</b>	<b>(16,221,482)</b>	<b>(2.05)</b>	<b>782,232,171</b>
<b>LESS: EXPENDITURES</b>	<b>612,577,360</b>	<b>785,400,238</b>	<b>769,178,756</b>	<b>(16,221,482)</b>	<b>(2.07)</b>	<b>776,678,756</b>
<b>REVERSION TO STATE GENERAL FUND</b>	<b>55,200,276</b>	<b>0</b>	<b>0</b>	<b>0</b>	<b>.....</b>	<b>0</b>
<b>Balance Unencumbered</b>	<b>26,683,344</b>	<b>5,553,415</b>	<b>5,553,415</b>	<b>0</b>	<b>0.00</b>	<b>5,553,415</b>
<b>SUMMARY BUDGET REQUEST</b>						
<b>PROGRAMS AND PROGRAM FUNCTIONS</b>						
<b>CAPITAL OUTLAY PROGRAM</b>						
Operations Function	7,849,660	0	0	0	.....	
Industrial Operations Function	0	2,000,000	2,000,000	0	0.00	
<b>TOTAL</b>	<b>7,849,660</b>	<b>2,000,000</b>	<b>2,000,000</b>	<b>0</b>	<b>0.00</b>	
<b>DRUG DEMAND REDUCTION PROGRAM</b>						
Inmate Administration, Security, Custody and Control Function	345,441	843,277	843,277	0	0.00	
Inmate Personal Services Function	8,709	165,000	165,000	0	0.00	
Operations Function	5,448	40,000	7,491,723	7,451,723	18,629.31	
<b>TOTAL</b>	<b>359,598</b>	<b>1,048,277</b>	<b>8,500,000</b>	<b>7,451,723</b>	<b>710.85</b>	
<b>INSTITUTIONAL SERVICE CORRECTIONS PROGRAM</b>						
Inmate Administration, Security, Custody and Control Function	222,570,036	247,107,649	247,107,649	0	0.00	
Inmate Personal Services Function	228,506,310	286,110,932	283,297,921	(2,813,011)	(0.98)	
2011 April Tornados Function	14	0	0	0	.....	
COVID-19 Pandemic Function	270,235	0	0	0	.....	
Operations Function	89,799,456	138,910,715	135,689,905	(3,220,810)	(2.32)	
Agency Administration Function	148,620	0	0	0	.....	
Community Corrections Function	9,126,606	31,079,466	14,100,000	(16,979,466)	(54.63)	
<b>TOTAL</b>	<b>550,421,277</b>	<b>703,208,762</b>	<b>680,195,475</b>	<b>(23,013,287)</b>	<b>(3.27)</b>	

## DEPARTMENT OF CORRECTIONS

	Actual 2022	Budgeted 2023	Requested 2024	Increase/(Decrease)		Governor's Recommendation 2024
				From Prior Year		
				Amount	Percent	
<b>CORRECTIONAL INDUSTRIES PROGRAM</b>						
Industrial Operations Function	17,821,419	40,486,578	39,826,660	(659,918)	(1.63)	
<b>TOTAL</b>	<b>17,821,419</b>	<b>40,486,578</b>	<b>39,826,660</b>	<b>(659,918)</b>	<b>(1.63)</b>	
<b>ADMINISTRATIVE SERVICES AND LOGISTICAL SUPPORT PROGRAM</b>						
Operations Function	12,102	0	0	0	.....	
Agency Administration Function	36,113,304	38,656,621	38,656,621	0	0.00	
<b>TOTAL</b>	<b>36,125,406</b>	<b>38,656,621</b>	<b>38,656,621</b>	<b>0</b>	<b>0.00</b>	
<b>TOTAL EXPENDITURES</b>	<b>612,577,360</b>	<b>785,400,238</b>	<b>769,178,756</b>	<b>(16,221,482)</b>	<b>7.0595</b>	<b>776,678,756</b>
<b>DEPARTMENT OF CORRECTIONS SUMMARY</b>						
Personnel Costs	203,515,078	224,363,288	224,363,288	0	0.00	
Employee Benefits	71,903,629	85,852,409	85,852,409	0	0.00	
Travel - In-State	557,306	1,234,850	1,241,850	7,000	0.57	
Travel - Out-of-State	105,935	142,000	150,000	8,000	5.63	
Repairs and Maintenance	6,033,709	10,341,700	10,396,700	55,000	0.53	
Rentals and Leases	4,412,078	5,833,000	5,833,000	0	0.00	
Utilities and Communication	20,220,929	20,135,513	20,292,513	157,000	0.78	
Professional Fees and Services	215,657,252	277,659,183	278,846,172	1,186,989	0.43	
Supplies/Materials/Operating Expenses	53,763,040	71,016,395	69,849,477	(1,166,918)	(1.64)	
Transportation Equipment Operations	4,590,750	5,168,900	5,203,900	35,000	0.68	
Grants and Benefits	8,908,364	30,823,566	13,844,100	(16,979,466)	(55.09)	
Capital Outlay	9,013,483	30,121,286	23,542,000	(6,579,286)	(21.84)	
Transportation Equipment Purchases	3,182,950	3,591,524	3,195,000	(396,524)	(11.04)	
Other Equipment Purchases	4,247,424	12,530,700	19,982,423	7,451,723	59.47	
Debt Services	6,465,433	6,585,924	6,585,924	0	0.00	
<b>TOTAL EXPENDITURES</b>	<b>612,577,360</b>	<b>785,400,238</b>	<b>769,178,756</b>	<b>(16,221,482)</b>	<b>(2.07)</b>	<b>776,678,756</b>
<b>Total Number of Employees</b>	<b>3,150.11</b>	<b>3,843.00</b>	<b>3,843.00</b>	<b>0.00</b>	<b>0.00</b>	
<b>SOURCE OF FUNDS:</b>						
State General Fund	555,524,704	659,432,680	654,232,404	(5,200,276)	(0.79)	661,732,404
Miscellaneous Revenue	38,852,925	82,432,703	64,619,692	(17,813,011)	(21.61)	64,619,692
Correctional Industries Revolving Fund	14,669,063	32,811,466	35,139,660	2,328,194	7.10	35,139,660
Drug Demand Reduction Fund	378,313	1,048,277	8,500,000	7,451,723	710.85	8,500,000
Correctional Agricultural Fund	3,152,355	9,675,112	6,687,000	(2,988,112)	(30.88)	6,687,000
<b>Total Funds</b>	<b>612,577,360</b>	<b>785,400,238</b>	<b>769,178,756</b>	<b>(16,221,482)</b>	<b>(2.07)</b>	<b>776,678,756</b>

**AGENCY DESCRIPTION:** Administrative Services And Logistical Support: Coordinates support systems interrelated with correctional services that provides training of personnel, inmate clothing and food distribution. Institutional Services: Provides basic life-supportive needs and control over offenders sentenced to the Department of Corrections and coordinates housing and security services with offender improvement programs. Correctional Industries: Offers meaningful offender employment and improvement through manufacturing and farming operations.

**DEPARTMENT OF CORRECTIONS - CORRECTIONAL CAPITAL IMPROVEMENT FUND AND FACILITIES MAINTENANCE FUND**

	Actual 2022	Budgeted 2023	Requested 2024	Increase/(Decrease) From Prior Year		Governor's Recommendation 2024
				Amount	Percent	
Unencumbered Balance Brought Forward	0	0	0	0	.....	0
<b>RECEIPTS:</b>						
<b>Federal Funds:</b>						
Coronavirus State Fiscal Recovery Revenue Fund	400,000,000	0	0	0	.....	0
<b>State Funds:</b>						
State General Fund	0	1,835,000	0	(1,835,000)	(100.00)	1,835,000
State General Fund - Supplemental Appropriation	135,000,000	0	0	0	.....	0
State General Fund - Correctional Facilities Maintenance Fund	0	10,000,000	0	(10,000,000)	(100.00)	0
State General Fund - Conditional - Correctional Capital Improvement Fund	0	40,000,000	0	(40,000,000)	(100.00)	0
<b>TOTAL RECEIPTS</b>	<b>535,000,000</b>	<b>51,835,000</b>	<b>0</b>	<b>(51,835,000)</b>	<b>(100.00)</b>	<b>1,835,000</b>
<b>TOTAL AVAILABLE</b>	<b>535,000,000</b>	<b>51,835,000</b>	<b>0</b>	<b>(51,835,000)</b>	<b>(100.00)</b>	<b>1,835,000</b>
<b>LESS: EXPENDITURES</b>	<b>535,000,000</b>	<b>51,835,000</b>	<b>0</b>	<b>(51,835,000)</b>	<b>(100.00)</b>	<b>1,835,000</b>
Balance Unencumbered	0	0	0	0	.....	0
<b>SUMMARY BUDGET REQUEST</b>						
<b>PROGRAMS AND PROGRAM FUNCTIONS</b>						
<b>CORRECTIONAL FACILITIES MAINTENANCE PROGRAM</b>						
Construction, Renovation, and Improvement of Prison						
Facilities Function	0	51,835,000	0	(51,835,000)	(100.00)	
<b>TOTAL</b>	<b>0</b>	<b>51,835,000</b>	<b>0</b>	<b>(51,835,000)</b>	<b>(100.00)</b>	
<b>CAPITAL OUTLAY PROGRAM</b>						
Construction, Renovation, and Improvement of Prison						
Facilities Function	535,000,000	0	0	0	.....	
<b>TOTAL</b>	<b>535,000,000</b>	<b>0</b>	<b>0</b>	<b>0</b>	.....	
<b>TOTAL EXPENDITURES</b>	<b>535,000,000</b>	<b>51,835,000</b>	<b>0</b>	<b>(51,835,000)</b>	.....	<b>1,835,000</b>
<b>DEPARTMENT OF CORRECTIONS - CORRECTIONAL CAPITAL IMPROVEMENT FUND SUMMARY</b>						
Repairs and Leases	0	1,835,000	0	(1,835,000)	(100.00)	
Professional Fees and Services	5,383,805	0	0	0	.....	
Supplies/Materials/Operating Expenses	1,440	0	0	0	.....	
Capital Outlay	13,115,478	0	0	0	.....	
Miscellaneous	516,499,277	50,000,000	0	(50,000,000)	(100.00)	
<b>TOTAL EXPENDITURES</b>	<b>535,000,000</b>	<b>51,835,000</b>	<b>0</b>	<b>(51,835,000)</b>	<b>(100.00)</b>	<b>1,835,000</b>
Total Number of Employees	0.00	0.00	0.00	0.00	.....	
<b>SOURCE OF FUNDS:</b>						
State General Fund	135,000,000	51,835,000	0	(51,835,000)	(100.00)	1,835,000



**DEPARTMENT OF CORRECTIONS - CORRECTIONAL CAPITAL IMPROVEMENT FUND AND FACILITIES  
MAINTENANCE FUND**

	Actual 2022	Budgeted 2023	Requested 2024	Increase/(Decrease)		Governor's Recommendation 2023
				From Prior Year Amount	Percent	
Coronavirus State Fiscal Recovery Revenue Fund	400,000,000	0	0	0	.....	0
Total Funds	535,000,000	51,835,000	0	(51,835,000)	(100.00)	1,835,000

AGENCY DESCRIPTION: For the construction, renovation, and maintenance of correctional facilities for the Alabama Department of Corrections.

**ALABAMA BOARD OF COSMETOLOGY AND BARBERING**

	Actual 2022	Budgeted 2023	Requested 2024	Increase/(Decrease) From Prior Year		Governor's Recommendation 2024
				Amount	Percent	
Unencumbered Balance Brought Forward	2,567,650	2,139,548	2,139,548	0	0.00	2,139,548
<b>RECEIPTS:</b>						
State Funds:						
License Mailing List Fees	710	750	750	0	0.00	750
Administrative Penalties	92,890	95,000	95,000	0	0.00	95,000
Miscellaneous	7,880	8,685	8,685	0	0.00	8,685
Cosmetology License Fees	2,192,681	3,304,065	3,304,065	0	0.00	3,304,065
<b>TOTAL RECEIPTS</b>	<b>2,294,161</b>	<b>3,408,500</b>	<b>3,408,500</b>	<b>0</b>	<b>0.00</b>	<b>3,408,500</b>
<b>TOTAL AVAILABLE</b>	<b>4,861,811</b>	<b>5,548,048</b>	<b>5,548,048</b>	<b>0</b>	<b>0.00</b>	<b>5,548,048</b>
<b>LESS: EXPENDITURES</b>	<b>2,722,263</b>	<b>3,408,500</b>	<b>3,408,500</b>	<b>0</b>	<b>0.00</b>	<b>3,408,500</b>
Balance Unencumbered	2,139,548	2,139,548	2,139,548	0	0.00	2,139,548
<b><u>SUMMARY BUDGET REQUEST</u></b>						
<b>PROGRAMS AND PROGRAM FUNCTIONS</b>						
<b>PROFESSIONAL AND OCCUPATIONAL LICENSING AND REGULATION PROGRAM</b>						
Cosmetology Licensing and Regulation Function	2,722,263	3,408,500	3,408,500	0	0.00	
<b>TOTAL</b>	<b>2,722,263</b>	<b>3,408,500</b>	<b>3,408,500</b>	<b>0</b>	<b>0.00</b>	
<b>TOTAL EXPENDITURES</b>	<b>2,722,263</b>	<b>3,408,500</b>	<b>3,408,500</b>	<b>0</b>	<b>0.00</b>	<b>3,408,500</b>
<b>ALABAMA BOARD OF COSMETOLOGY AND BARBERING SUMMARY</b>						
Personnel Costs	1,171,705	1,471,000	1,471,000	0	0.00	
Employee Benefits	520,860	690,000	690,000	0	0.00	
Travel - In-State	84,672	150,000	150,000	0	0.00	
Travel - Out-of-State	5,000	12,500	12,500	0	0.00	
Repairs and Maintenance	8,709	10,000	10,000	0	0.00	
Rentals and Leases	223,365	215,000	215,000	0	0.00	
Utilities and Communication	66,091	95,000	95,000	0	0.00	
Professional Fees and Services	299,752	325,000	325,000	0	0.00	
Supplies/Materials/Operating Expenses	286,580	300,000	300,000	0	0.00	
Transportation Equipment Operations	19,331	25,000	25,000	0	0.00	
Transportation Equipment Purchases	0	50,000	50,000	0	0.00	
Other Equipment Purchases	36,198	65,000	65,000	0	0.00	
<b>TOTAL EXPENDITURES</b>	<b>2,722,263</b>	<b>3,408,500</b>	<b>3,408,500</b>	<b>0</b>	<b>0.00</b>	<b>3,408,500</b>
<b>Total Number of Employees</b>	<b>33.00</b>	<b>35.00</b>	<b>31.00</b>	<b>(4.00)</b>	<b>(11.43)</b>	
<b>SOURCE OF FUNDS:</b>						
Board of Cosmetology and Barbering Fund	2,722,263	3,408,500	3,408,500	0	0.00	3,408,500
<b>Total Funds</b>	<b>2,722,263</b>	<b>3,408,500</b>	<b>3,408,500</b>	<b>0</b>	<b>0</b>	<b>3,408,500</b>

**AGENCY DESCRIPTION:** Regulates the teaching and practice of cosmetology, licensing of persons practicing or instructing in any phase of cosmetology and licensing the salons and schools in which they enroll, practice or instruct. Establishes the curriculums for students in beauty schools and apprentices in beauty salons.

**ALABAMA BOARD OF EXAMINERS IN COUNSELING**

	Actual 2022	Budgeted 2023	Requested 2024	Increase/(Decrease)		Governor's Recommendation 2024
				From Prior Year		
				Amount	Percent	
Unencumbered Balance Brought Forward	2,639,379	2,572,992	2,572,992	0	0.00	2,572,992
<b>RECEIPTS:</b>						
State Funds:						
Licensure Receipts	766,015	900,000	975,000	75,000	8.33	975,000
<b>TOTAL RECEIPTS</b>	<b>766,015</b>	<b>900,000</b>	<b>975,000</b>	<b>75,000</b>	<b>8.33</b>	<b>975,000</b>
<b>TOTAL AVAILABLE</b>	<b>3,405,394</b>	<b>3,472,992</b>	<b>3,547,992</b>	<b>75,000</b>	<b>2.16</b>	<b>3,547,992</b>
<b>LESS: EXPENDITURES</b>	<b>832,402</b>	<b>900,000</b>	<b>975,000</b>	<b>75,000</b>	<b>8.33</b>	<b>975,000</b>
Balance Unencumbered	2,572,992	2,572,992	2,572,992	0	0.00	2,572,992

SUMMARY BUDGET REQUEST

PROGRAMS AND PROGRAM FUNCTIONS

PROFESSIONAL AND OCCUPATIONAL LICENSING AND REGULATION PROGRAM

Licensure and Regulation of Counselors Function	832,402	900,000	975,000	75,000	8.33	
<b>TOTAL</b>	<b>832,402</b>	<b>900,000</b>	<b>975,000</b>	<b>75,000</b>	<b>8.33</b>	
<b>TOTAL EXPENDITURES</b>	<b>832,402</b>	<b>900,000</b>	<b>975,000</b>	<b>75,000</b>	<b>8.33</b>	<b>975,000</b>

ALABAMA BOARD OF EXAMINERS IN COUNSELING SUMMARY

Personnel Costs	162,979	262,600	290,224	27,624	10.52	
Employee Benefits	64,620	80,000	91,979	11,979	14.97	
Travel - In-State	35,210	30,000	40,000	10,000	33.33	
Travel - Out-of-State	5,000	5,000	9,500	4,500	90.00	
Repairs and Maintenance	500	2,000	2,000	0	0.00	
Rentals and Leases	2,000	3,000	4,000	1,000	33.33	
Utilities and Communication	4,401	6,000	6,000	0	0.00	
Professional Fees and Services	549,498	496,400	519,797	23,397	4.71	
Supplies/Materials/Operating Expenses	5,355	7,000	11,500	4,500	64.29	
Other Equipment Purchases	2,839	8,000	0	(8,000)	(100.00)	
<b>TOTAL EXPENDITURES</b>	<b>832,402</b>	<b>900,000</b>	<b>975,000</b>	<b>75,000</b>	<b>8.33</b>	<b>975,000</b>
Total Number of Employees	3.00	4.00	5.00	1.00	25.00	

SOURCE OF FUNDS:

Alabama Board of Examiners in Counseling						
Fund	832,402	900,000	975,000	75,000	8.33	975,000
<b>Total Funds</b>	<b>832,402</b>	<b>900,000</b>	<b>975,000</b>	<b>75,000</b>	<b>8.33</b>	<b>975,000</b>

AGENCY DESCRIPTION: Provides regulation of counselors in private practice in the state of Alabama through a licensure and certification process. Protects the public from unethical practices of licensed professional counselors and insure minimal qualifications of counselors providing services to citizens. Protects the public from others representing themselves to the public as counselors in violation of the Code of Alabama 1975, Volume 18, Title 34, Section 34-8A-1 through 34-8A-23.

**ALABAMA BOARD OF COURT REPORTING**

	Actual 2022	Budgeted 2023	Requested 2024	Increase/(Decrease) From Prior Year		Governor's Recommendation 2024
				Amount	Percent	
Unencumbered Balance Brought Forward	107,810	115,517	115,517	0	0.00	115,517
RECEIPTS:						
State Funds:						
Board of Court Reporting Fund	88,915	200,000	200,000	0	0.00	200,000
TOTAL RECEIPTS	88,915	200,000	200,000	0	0.00	200,000
TOTAL AVAILABLE	196,725	315,517	315,517	0	0.00	315,517
LESS: EXPENDITURES	81,208	200,000	200,000	0	0.00	200,000
Balance Unencumbered	115,517	115,517	115,517	0	0.00	115,517

SUMMARY BUDGET REQUEST

PROGRAMS AND PROGRAM FUNCTIONS

PROFESSIONAL AND OCCUPATIONAL LICENSING AND REGULATION PROGRAM

Licensing and Registration of Court Reporters

Function	81,208	200,000	200,000	0	0.00	
TOTAL	81,208	200,000	200,000	0	0.00	
TOTAL EXPENDITURES	81,208	200,000	200,000	0	0.00	200,000

ALABAMA BOARD OF COURT REPORTING SUMMARY

Personnel Costs	24,228	28,988	28,988	0	0.00	
Employee Benefits	1,856	2,216	2,319	103	4.65	
Travel - In-State	892	6,000	6,000	0	0.00	
Repairs and Maintenance	105	0	0	0	.....	
Rentals and Leases	60	20,400	20,400	0	0.00	
Utilities and Communication	1,107	6,396	7,000	604	9.44	
Professional Fees and Services	50,798	132,000	132,000	0	0.00	
Supplies/Materials/Operating Expenses	2,020	4,000	3,293	(707)	(17.68)	
Other Equipment Purchases	142	0	0	0	.....	
TOTAL EXPENDITURES	81,208	200,000	200,000	0	0.00	200,000
Total Number of Employees	0.50	0.50	0.50	0.00	0.00	

SOURCE OF FUNDS:

Board of Court Reporting Fund	81,208	200,000	200,000	0	0.00	200,000
Total Funds	81,208	200,000	200,000	0	0.00	200,000

AGENCY DESCRIPTION: Regulates the licensure and practice of court reporting in the State of Alabama.

**ALABAMA CREDIT UNION ADMINISTRATION**

	Actual 2022	Budgeted 2023	Requested 2024	Increase/(Decrease) From Prior Year		Governor's Recommendation 2024
				Amount	Percent	
Unencumbered Balance Brought Forward	3,399,324	4,142,984	4,142,984	0	0.00	4,142,984
<b>RECEIPTS:</b>						
State Funds:						
Operating Fees and Assessments	2,600,110	2,591,922	2,558,002	(33,920)	(1.31)	2,558,002
<b>TOTAL RECEIPTS</b>	<b>2,600,110</b>	<b>2,591,922</b>	<b>2,558,002</b>	<b>(33,920)</b>	<b>(1.31)</b>	<b>2,558,002</b>
<b>TOTAL AVAILABLE</b>	<b>5,999,434</b>	<b>6,734,906</b>	<b>6,700,986</b>	<b>(33,920)</b>	<b>(0.50)</b>	<b>6,700,986</b>
<b>LESS: EXPENDITURES</b>	<b>1,856,450</b>	<b>2,591,922</b>	<b>2,558,002</b>	<b>(33,920)</b>	<b>(1.31)</b>	<b>2,558,002</b>
Balance Unencumbered	4,142,984	4,142,984	4,142,984	0	0.00	4,142,984

SUMMARY BUDGET REQUEST

PROGRAMS AND PROGRAM FUNCTIONS

CHARTER, LICENSURE AND REGULATION OF FINANCIAL INSTITUTIONS PROGRAM

Chartering and Regulating Credit Unions

Function	1,856,450	2,591,922	2,558,002	(33,920)	(1.31)	
<b>TOTAL</b>	<b>1,856,450</b>	<b>2,591,922</b>	<b>2,558,002</b>	<b>(33,920)</b>	<b>(1.31)</b>	
<b>TOTAL EXPENDITURES</b>	<b>1,856,450</b>	<b>2,591,922</b>	<b>2,558,002</b>	<b>(33,920)</b>	<b>(1.31)</b>	<b>2,558,002</b>

ALABAMA CREDIT UNION ADMINISTRATION SUMMARY

Personnel Costs	1,203,257	1,421,001	1,421,001	0	0.00	
Employee Benefits	371,575	459,994	459,994	0	0.00	
Travel - In-State	98,342	260,000	260,000	0	0.00	
Travel - Out-of-State	2,187	20,000	20,000	0	0.00	
Repairs and Maintenance	12,925	40,000	40,000	0	0.00	
Rentals and Leases	54,820	90,000	90,000	0	0.00	
Utilities and Communication	15,714	70,000	70,000	0	0.00	
Professional Fees and Services	51,980	107,000	107,000	0	0.00	
Supplies/Materials/Operating Expenses	45,130	70,000	70,000	0	0.00	
Transportation Equipment Operations	0	20,007	20,007	0	0.00	
Other Equipment Purchases	520	33,920	0	(33,920)	(100.00)	
<b>TOTAL EXPENDITURES</b>	<b>1,856,450</b>	<b>2,591,922</b>	<b>2,558,002</b>	<b>(33,920)</b>	<b>(1.31)</b>	<b>2,558,002</b>
<b>Total Number of Employees</b>	<b>11.00</b>	<b>11.00</b>	<b>11.00</b>	<b>0.00</b>	<b>0.00</b>	

SOURCE OF FUNDS:

Alabama Credit Union Administration Fund	1,856,450	2,591,922	2,558,002	(33,920)	(1.31)	2,558,002
<b>Total Funds</b>	<b>1,856,450</b>	<b>2,591,922</b>	<b>2,558,002</b>	<b>(33,920)</b>	<b>(1.31)</b>	<b>2,558,002</b>

AGENCY DESCRIPTION: Examines state-chartered credit unions at least annually to insure safety of share accounts of members and solvency of the credit union for continued operation. Processes applications for new credit union charters and for the expansion of field memberships from existing credit unions which require an investigative survey to determine the needs of the area of membership to be served. Acts on merger requests. Establishes regulations and policies for credit unions.

**CRIME VICTIMS COMPENSATION COMMISSION**

	Actual 2022	Budgeted 2023	Requested 2024	Increase/(Decrease)		Governor's Recommendation 2024
				From Prior Year		
				Amount	Percent	
Unencumbered Balance Brought Forward	185,953	3,464,825	3,091,122	(373,703)	(10.79)	3,091,122
Investments Balance Brought Forward	4,966,335	4,140,169	4,140,169	0	0.00	4,140,169
<b>RECEIPTS:</b>						
Federal and Local Funds:						
Civil Suits	7,309	5,000	5,000	0	0.00	5,000
Court Fines and Fees	2,397,233	2,400,000	2,400,000	0	0.00	2,400,000
Restitution Recovery	186,334	185,000	185,000	0	0.00	185,000
VOCA Federal Grant	900,000	180,000	180,000	0	0.00	180,000
State Funds:						
State General Fund - Transfer	100,000	100,000	100,000	0	0.00	100,000
<b>TOTAL RECEIPTS</b>	<b>3,590,876</b>	<b>2,870,000</b>	<b>2,870,000</b>	<b>0</b>	<b>0.00</b>	<b>2,870,000</b>
<b>TOTAL AVAILABLE</b>	<b>8,743,164</b>	<b>10,474,994</b>	<b>10,101,291</b>	<b>(373,703)</b>	<b>(3.57)</b>	<b>10,101,291</b>
<b>LESS: EXPENDITURES</b>	<b>1,964,337</b>	<b>3,243,703</b>	<b>3,985,349</b>	<b>741,646</b>	<b>22.86</b>	<b>3,985,349</b>
<b>INVESTMENT ADJUSTMENTS</b>	<b>(826,167)</b>	<b>0</b>	<b>0</b>	<b>0</b>	<b>.....</b>	
Investments Balance	4,140,169	4,140,169	4,140,169	0	0.00	4,140,169
Balance Unencumbered	3,464,825	3,091,122	1,975,773	(1,115,349)	(36.08)	1,975,773
<b>SUMMARY BUDGET REQUEST</b>						
<b>PROGRAMS AND PROGRAM FUNCTIONS</b>						
<b>SPECIAL SERVICES PROGRAM</b>						
Crime Victims Compensation - Administration Function	1,964,337	3,243,703	3,985,349	741,646	22.86	
<b>TOTAL</b>	<b>1,964,337</b>	<b>3,243,703</b>	<b>3,985,349</b>	<b>741,646</b>	<b>0.2286</b>	
<b>TOTAL EXPENDITURES</b>	<b>1,964,337</b>	<b>3,243,703</b>	<b>3,985,349</b>	<b>741,646</b>	<b>0.2286</b>	<b>3,985,349</b>
<b>CRIME VICTIMS COMPENSATION COMMISSION SUMMARY</b>						
Personnel Costs	1,165,460	1,666,374	1,804,211	137,837	8.27	
Employee Benefits	465,524	695,289	752,799	57,510	8.27	
Travel - In-State	1,610	10,000	10,000	0	0.00	
Travel - Out-of-State	1,949	13,500	14,175	675	5.00	
Repairs and Maintenance	12,085	60,000	63,000	3,000	5.00	
Rentals and Leases	11,407	33,740	21,164	(12,576)	(37.27)	
Utilities and Communication	60,928	120,000	126,000	6,000	5.00	
Professional Fees and Services	98,473	220,000	560,000	340,000	154.55	
Supplies/Materials/Operating Expenses	39,030	80,000	84,000	4,000	5.00	
Transportation Equipment Operations	7,371	24,800	50,000	25,200	101.61	
Grants and Benefits	100,000	120,000	200,000	80,000	66.67	
Capital Outlay	0	60,000	120,000	60,000	100.00	
Transportation Equipment Purchases	0	60,000	100,000	40,000	66.67	
Other Equipment Purchases	500	80,000	80,000	0	0.00	
<b>TOTAL EXPENDITURES</b>	<b>1,964,337</b>	<b>3,243,703</b>	<b>3,985,349</b>	<b>741,646</b>	<b>22.86</b>	<b>3,985,349</b>
Total Number of Employees	26.00	29.00	28.00	(1.00)	(3.45)	
<b>SOURCE OF FUNDS:</b>						
State General Fund - Transfer	100,000	100,000	100,000	0	0.00	100,000
Crime Victims Compensation Fund	1,864,337	3,143,703	3,885,349	741,646	23.59	3,885,349
<b>Total Funds</b>	<b>1,964,337</b>	<b>3,243,703</b>	<b>3,985,349</b>	<b>741,646</b>	<b>22.86</b>	<b>3,985,349</b>

**AGENCY DESCRIPTION:** Financially compensates innocent victims of violent crimes; educates the public; advocates on behalf of victims; trains professionals on issues relating to victims; researches other agencies' policies, procedures and laws and makes recommendations which would improve services to victims; and litigates on behalf of victims.

**ALABAMA SCHOOL OF CYBER TECHNOLOGY AND ENGINEERING**

	Actual 2022	Budgeted 2023	Requested 2024	Increase/(Decrease)		Governor's Recommendation 2024
				From Prior Year		
				Amount	Percent	
Unencumbered Balance Brought Forward	700,000	700,000	700,000	0	0.00	700,000
<b>RECEIPTS:</b>						
Federal and Other Funds:						
Fees	478,972	293,185	300,000	6,815	2.32	300,000
State Funds:						
ALSDE - NBCT	6,000	6,000	6,000	0	0.00	6,000
Education Trust Fund	7,139,570	9,882,789	12,165,289	2,282,500	23.10	10,357,364
ETF Advancement & Technology Fund	44,185	0	0	0	.....	0
<b>TOTAL RECEIPTS</b>	<b>7,668,727</b>	<b>10,181,974</b>	<b>12,471,289</b>	<b>2,289,315</b>	<b>22.48</b>	<b>10,663,364</b>
<b>TOTAL AVAILABLE</b>	<b>8,368,727</b>	<b>10,881,974</b>	<b>13,171,289</b>	<b>2,289,315</b>	<b>21.04</b>	<b>11,363,364</b>
<b>LESS: EXPENDITURES</b>	<b>7,668,727</b>	<b>10,181,974</b>	<b>12,464,474</b>	<b>2,282,500</b>	<b>22.42</b>	<b>10,656,549</b>
Balance Unencumbered	700,000	700,000	706,815	6,815	0.97	706,815
<b><u>SUMMARY BUDGET REQUEST</u></b>						
<b>PROGRAMS AND PROGRAM FUNCTIONS</b>						
<b>OPERATIONS AND MAINTENANCE PROGRAM</b>						
Alabama School of Cyber and Engineering Function	7,668,727	10,181,974	12,464,474	2,282,500	22.42	
<b>TOTAL</b>	<b>7,668,727</b>	<b>10,181,974</b>	<b>12,464,474</b>	<b>2,282,500</b>	<b>22.42</b>	
<b>TOTAL EXPENDITURES</b>	<b>7,668,727</b>	<b>10,181,974</b>	<b>12,464,474</b>	<b>2,282,500</b>	<b>22.42</b>	<b>10,656,549</b>
<b>ALABAMA SCHOOL OF CYBER TECHNOLOGY AND ENGINEERING SUMMARY</b>						
Personnel Costs	2,123,392	3,413,243	3,763,243	350,000	10.25	
Employee Benefits	650,936	853,311	975,811	122,500	14.36	
Travel - In-State	49,473	40,600	60,600	20,000	49.26	
Travel - Out-of-State	15,787	26,000	46,000	20,000	76.92	
Repairs and Maintenance	129,110	68,435	168,435	100,000	146.12	
Rentals and Leases	2,008,363	2,000,000	2,000,000	0	0.00	
Utilities and Communication	18,017	338,200	438,200	100,000	29.57	
Professional Fees and Services	1,197,778	1,093,800	1,293,800	200,000	18.28	
Supplies/Materials/Operating Expenses	1,258,321	1,659,200	2,059,200	400,000	24.11	
Transportation Equipment Operations	14,755	10,000	30,000	20,000	200.00	
Capital Outlay	17,988	200,000	200,000	0	0.00	
Transportation Equipment Purchases	184,807	120,000	190,000	70,000	58.33	
Other Equipment Purchases	0	359,185	559,185	200,000	55.68	
Miscellaneous	0	0	680,000	680,000	.....	
<b>TOTAL EXPENDITURES</b>	<b>7,668,727</b>	<b>10,181,974</b>	<b>12,464,474</b>	<b>2,282,500</b>	<b>22.42</b>	<b>10,656,549</b>
Total Number of Employees	26.00	40.00	33.00	(7.00)	(17.50)	
<b>SOURCE OF FUNDS:</b>						
Education Trust Fund	7,139,570	9,882,789	12,165,289	2,282,500	23.10	10,357,364
ALSDE - NBCT	6,000	6,000	6,000	0	0.00	6,000
Fees	478,972	293,185	293,185	0	0.00	293,185
ETF Advancement & Technology Fund	44,185	0	0	0	.....	0
<b>Total Funds</b>	<b>7,668,727</b>	<b>10,181,974</b>	<b>12,464,474</b>	<b>2,282,500</b>	<b>22.42</b>	<b>10,656,549</b>

**AGENCY DESCRIPTION:** Regulates the practice of the Alabama School of Cyber Technology and Engineering (ASCTE) as per the Alabama Act number 2018-480 to create a program known as the Alabama School of Cyber Technology and Engineering in Huntsville, AL. This includes establishing an independent, residential school of academically motivated and gifted Alabama Students with Education opportunities and experiences in the rapidly growing fields of cyber and engineering and to assist teachers, administrators, and superintendents across the state in replicated cyber and engineering studies in their own school systems in compliance with the standards in the above named Act.

**ALABAMA INSTITUTE FOR DEAF AND BLIND  
ADULT PROGRAMS**

	Actual 2022	Estimated 2023	Requested 2024	Increase/(Decrease) From Prior Year		Governor's Recommendation 2024
				Amount	Percent	
<b><u>COMBINED FINANCIAL SUMMARY</u></b>						
Educational and General Beginning Balance	1,228,683	114,000	114,000	0	0.00	114,000
<b><u>REVENUES</u></b>						
Education Trust Fund - Operations and Maintenance	14,615,467	15,660,098	16,796,424	1,136,326	7.26	16,644,198
Education Trust Fund - Birmingham Regional Office	10,000	10,000	0	(10,000)	(100.00)	10,000
Education Trust Fund - Supplemental Appropriation	120,000	0	0	0	.....	0
Other State Funds	513,735	743,989	743,989	0	0.00	743,989
Federal Funds	7,895,545	7,103,478	7,103,478	0	0.00	7,103,478
Tuition and Fees	15,825	0	0	0	.....	0
Other Sources: Miscellaneous	746,572	674,127	674,126	(1)	0.00	765,404
<b>TOTAL REVENUES</b>	<b>23,917,144</b>	<b>24,191,692</b>	<b>25,318,017</b>	<b>1,126,325</b>	<b>4.66</b>	<b>25,267,069</b>
<b>TOTAL AVAILABLE</b>	<b>25,145,827</b>	<b>24,305,692</b>	<b>25,432,017</b>	<b>1,126,325</b>	<b>4.63</b>	<b>25,381,069</b>
Less						
<b>TOTAL EDUCATIONAL AND GENERAL EXPENDITURES</b>	<b>25,031,827</b>	<b>24,191,692</b>	<b>25,318,017</b>	<b>1,126,325</b>	<b>4.66</b>	<b>25,267,069</b>
<b><u>EDUCATIONAL AND GENERAL TRANSFERS (NET)</u></b>	<b>0</b>	<b>0</b>	<b>0</b>	<b>0</b>	<b>.....</b>	<b>0</b>
<b>TOTAL EDUCATIONAL AND GENERAL TRANSFERS</b>	<b>0</b>	<b>0</b>	<b>0</b>	<b>0</b>	<b>.....</b>	<b>0</b>
<b>TOTAL EDUCATIONAL AND GENERAL EXPENDITURES AND TRANSFERS</b>	<b>25,031,827</b>	<b>24,191,692</b>	<b>25,318,017</b>	<b>1,126,325</b>	<b>4.66</b>	<b>25,267,069</b>
<b>EDUCATIONAL AND GENERAL ENDING BALANCE</b>	<b>114,000</b>	<b>114,000</b>	<b>114,000</b>	<b>0</b>	<b>0.00</b>	<b>114,000</b>
<b><u>Educational and General Expenditures by Function</u></b>						
Instruction	5,524,852	5,635,390	5,664,415	29,025	0.52	
Public Service	9,187,173	9,100,767	9,134,353	33,586	0.37	
Academic Support	1,075,039	1,129,100	1,135,140	6,040	0.53	
Student Services	4,050,952	4,570,448	4,595,263	24,815	0.54	
Institutional Support	2,015,204	2,089,447	2,550,776	461,329	22.08	
Operation & Maintenance of Physical Plant	3,178,607	1,666,540	2,238,070	571,530	34.29	
<b>TOTAL EDUCATIONAL AND GENERAL EXPENDITURES BY FUNCTION</b>	<b>25,031,827</b>	<b>24,191,692</b>	<b>25,318,017</b>	<b>1,126,325</b>	<b>4.66</b>	<b>25,267,069</b>
<b><u>Educational and General Expenditures by Object</u></b>						
Salaries and Wages	11,997,150	13,733,403	13,804,445	71,042	0.52	
Employee Benefits	4,548,354	5,181,943	5,224,759	42,816	0.83	
Supplies and Expenses	6,527,350	4,435,880	4,435,880	0	0.00	
Equipment and Other Capital Assets	1,958,973	840,466	1,852,933	1,012,467	120.46	
<b>TOTAL EDUCATIONAL AND GENERAL EXPENDITURES BY OBJECT</b>	<b>25,031,827</b>	<b>24,191,692</b>	<b>25,318,017</b>	<b>1,126,325</b>	<b>4.66</b>	<b>25,267,069</b>
<b><u>PERSONNEL</u></b>						
Educational and General	247.17	248.95	248.95	0.00	0.00	



**ALABAMA INSTITUTE FOR DEAF AND BLIND  
ADULT PROGRAMS**

	Actual 2022	Estimated 2023	Requested 2024	Increase/(Decrease) From Prior Year		Governor's Recommendation 2024
				Amount	Percent	
<b><u>UNRESTRICTED FINANCIAL SUMMARY</u></b>						
Educational and General Beginning Balance	921,303	114,000	114,000	0	0.00	
<b><u>REVENUES</u></b>						
Education Trust Fund - Operations and Maintenance	14,615,467	15,660,098	16,796,424	1,136,326	7.26	
Education Trust Fund - Birmingham Regional Office	10,000	10,000	0	(10,000)	(100.00)	
Education Trust Fund - Supplemental Appropriation	120,000	0	0	0	.....	
Other State Funds	114,767	0	0	0	.....	
Federal Funds	4,790,627	4,978,027	4,978,027	0	0.00	
Tuition and Fees	15,825	0	0	0	.....	
Other Sources: Miscellaneous	661,071	322,750	322,749	(1)	0.00	
<b>TOTAL REVENUES</b>	<b>20,327,757</b>	<b>20,970,875</b>	<b>22,097,200</b>	<b>1,126,325</b>	<b>5.37</b>	
<b>TOTAL AVAILABLE</b>	<b>21,249,060</b>	<b>21,084,875</b>	<b>22,211,200</b>	<b>1,126,325</b>	<b>5.34</b>	
Less						
<b>TOTAL EDUCATIONAL AND GENERAL EXPENDITURES</b>	<b>21,135,060</b>	<b>20,970,875</b>	<b>22,097,200</b>	<b>1,126,325</b>	<b>5.37</b>	
<b>EDUCATIONAL AND GENERAL TRANSFERS (NET)</b>	<b>0</b>	<b>0</b>	<b>0</b>	<b>0</b>	<b>.....</b>	
<b>TOTAL EDUCATIONAL AND GENERAL TRANSFERS</b>	<b>0</b>	<b>0</b>	<b>0</b>	<b>0</b>	<b>.....</b>	
<b>TOTAL EDUCATIONAL AND GENERAL EXPENDITURES AND TRANSFERS</b>	<b>21,135,060</b>	<b>20,970,875</b>	<b>22,097,200</b>	<b>1,126,325</b>	<b>5.37</b>	
<b>EDUCATIONAL AND GENERAL ENDING BALANCE</b>	<b>114,000</b>	<b>114,000</b>	<b>114,000</b>	<b>0</b>	<b>0.00</b>	
<b><u>Educational and General Expenditures by Function</u></b>						
Instruction	5,280,152	5,345,900	5,374,925	29,025	0.54	
Public Service	5,639,327	6,186,119	6,219,705	33,586	0.54	
Academic Support	1,059,736	1,112,421	1,118,461	6,040	0.54	
Student Services	4,050,952	4,570,448	4,595,263	24,815	0.54	
Institutional Support	1,926,286	2,089,447	2,550,776	461,329	22.08	
Operation & Maintenance of Physical Plant	3,178,607	1,666,540	2,238,070	571,530	34.29	
<b>TOTAL EDUCATIONAL AND GENERAL EXPENDITURES BY FUNCTION</b>	<b>21,135,060</b>	<b>20,970,875</b>	<b>22,097,200</b>	<b>1,126,325</b>	<b>5.37</b>	
<b><u>Educational and General Expenditures by Object</u></b>						
Salaries and Wages	10,399,711	12,252,134	12,323,176	71,042	0.58	
Employee Benefits	3,924,153	4,607,423	4,650,239	42,816	0.93	
Supplies and Expenses	4,976,440	3,270,852	3,270,852	0	0.00	
Equipment and Other Capital Assets	1,834,756	840,466	1,852,933	1,012,467	120.46	
<b>TOTAL EDUCATIONAL AND GENERAL EXPENDITURES BY OBJECT</b>	<b>21,135,060</b>	<b>20,970,875</b>	<b>22,097,200</b>	<b>1,126,325</b>	<b>5.37</b>	

**ALABAMA INSTITUTE FOR DEAF AND BLIND  
ADULT PROGRAMS**

	Actual 2022	Estimated 2023	Requested 2024	Increase/(Decrease)		Governor's Recommendation 2024
				From Prior Year Amount	Percent	
<u>PERSONNEL</u>						
Educational and General	213.36	215.05	215.05	0.00	0.00	
<u>RESTRICTED FINANCIAL SUMMARY</u>						
Educational and General Beginning Balance	307,380	0	0	0	.....	
<u>REVENUES</u>						
Other State Funds	398,968	743,989	743,989	0	0.00	
Federal Funds	3,104,918	2,125,451	2,125,451	0	0.00	
Other Sources: Miscellaneous	85,501	351,377	351,377	0	0.00	
TOTAL REVENUES	3,589,387	3,220,817	3,220,817	0	0.00	
TOTAL AVAILABLE	3,896,767	3,220,817	3,220,817	0	0.00	
Less						
TOTAL EDUCATIONAL AND GENERAL EXPENDITURES	3,896,767	3,220,817	3,220,817	0	0.00	
<u>EDUCATIONAL AND GENERAL TRANSFERS (NET)</u>	0	0	0	0	.....	
TOTAL EDUCATIONAL AND GENERAL TRANSFERS	0	0	0	0	.....	
TOTAL EDUCATIONAL AND GENERAL EXPENDITURES AND TRANSFERS	3,896,767	3,220,817	3,220,817	0	0.00	
EDUCATIONAL AND GENERAL ENDING BALANCE	0	0	0	0	.....	
<u>Educational and General Expenditures by Function</u>						
Instruction	244,700	289,490	289,490	0	0.00	
Public Service	3,547,846	2,914,648	2,914,648	0	0.00	
Academic Support	15,303	16,679	16,679	0	0.00	
Institutional Support	88,918	0	0	0	.....	
TOTAL EDUCATIONAL AND GENERAL EXPENDITURES BY FUNCTION	3,896,767	3,220,817	3,220,817	0	0.00	
<u>Educational and General Expenditures by Object</u>						
Salaries and Wages	1,597,439	1,481,269	1,481,269	0	0.00	
Employee Benefits	624,201	574,520	574,520	0	0.00	
Supplies and Expenses	1,550,910	1,165,028	1,165,028	0	0.00	
Equipment and Other Capital Assets	124,217	0	0	0	.....	
TOTAL EDUCATIONAL AND GENERAL EXPENDITURES BY OBJECT	3,896,767	3,220,817	3,220,817	0	0.00	
<u>PERSONNEL</u>						
Educational and General	33.81	33.90	33.90	0.00	0.00	

**ALABAMA INSTITUTE FOR DEAF AND BLIND  
CHILDREN AND YOUTH PROGRAM**

	Actual 2022	Estimated 2023	Requested 2024	Increase/(Decrease) From Prior Year		Governor's Recommendation 2024
				Amount	Percent	
<b><u>COMBINED FINANCIAL SUMMARY</u></b>						
Educational and General Beginning Balance	1,658,926	421,493	421,493	0	0.00	421,493
<b><u>REVENUES</u></b>						
Education Trust Fund - Operations & Maintenance	38,919,157	42,826,619	46,578,403	3,751,784	8.76	45,449,500
Education Trust Fund - Supplemental Appropriation	320,000	0	0	0	.....	0
ETF Advancement & Technology Fund	101,681	0	0	0	.....	0
Other State Funds	3,242,896	2,640,055	2,640,055	0	0.00	2,640,055
Federal Funds	3,171,040	2,996,251	2,996,251	0	0.00	2,996,251
Other Sources - Miscellaneous	8,549,410	5,846,814	5,846,814	0	0.00	5,846,814
<b>TOTAL REVENUES</b>	<b>54,304,184</b>	<b>54,309,739</b>	<b>58,061,523</b>	<b>3,751,784</b>	<b>6.91</b>	<b>56,932,620</b>
<b>TOTAL AVAILABLE</b>	<b>55,963,110</b>	<b>54,731,232</b>	<b>58,483,016</b>	<b>3,751,784</b>	<b>6.85</b>	<b>57,354,113</b>
Less						
<b>TOTAL EDUCATIONAL AND GENERAL EXPENDITURES</b>	<b>55,541,617</b>	<b>54,309,739</b>	<b>58,061,523</b>	<b>3,751,784</b>	<b>6.91</b>	<b>56,932,620</b>
<b><u>EDUCATIONAL AND GENERAL TRANSFERS (NET)</u></b>						
<b>TOTAL EDUCATIONAL AND GENERAL TRANSFERS</b>	<b>0</b>	<b>0</b>	<b>0</b>	<b>0</b>	<b>.....</b>	<b>0</b>
<b>TOTAL EDUCATIONAL AND GENERAL EXPENDITURES AND TRANSFERS</b>	<b>55,541,617</b>	<b>54,309,739</b>	<b>58,061,523</b>	<b>3,751,784</b>	<b>6.91</b>	<b>56,932,620</b>
<b>EDUCATIONAL AND GENERAL ENDING BALANCE</b>						
<b>BALANCE</b>	<b>421,493</b>	<b>421,493</b>	<b>421,493</b>	<b>0</b>	<b>0.00</b>	<b>421,493</b>
<b><u>Educational and General Expenditures by Function</u></b>						
Instruction	21,400,595	20,396,155	20,867,672	471,517	2.31	
Public Service	6,638,344	5,629,103	5,641,242	12,139	0.22	
Academic Support	2,112,245	2,068,177	2,082,299	14,122	0.68	
Student Services	13,202,934	14,966,791	15,073,599	106,808	0.71	
Institutional Support	4,614,762	5,022,164	6,287,446	1,265,282	25.19	
Operation & Maintenance of Physical Plant	7,572,737	6,227,349	8,109,265	1,881,916	30.22	
<b>TOTAL EDUCATIONAL AND GENERAL EXPENDITURES BY FUNCTION</b>	<b>55,541,617</b>	<b>54,309,739</b>	<b>58,061,523</b>	<b>3,751,784</b>	<b>6.91</b>	<b>56,932,620</b>
<b><u>Educational and General Expenditures by Object</u></b>						
Salaries and Wages	25,437,161	28,842,851	29,253,147	410,296	1.42	
Employee Benefits	9,938,468	11,317,537	11,591,936	274,399	2.42	
Supplies and Expenses	16,336,895	12,830,131	12,830,131	0	0.00	
Equipment and Other Capital Assets	3,829,093	1,319,220	4,386,309	3,067,089	232.49	
<b>TOTAL EDUCATIONAL AND GENERAL EXPENDITURES BY OBJECT</b>	<b>55,541,617</b>	<b>54,309,739</b>	<b>58,061,523</b>	<b>3,751,784</b>	<b>6.91</b>	<b>56,932,620</b>
<b><u>Personnel</u></b>						
Education and General	567.26	574.75	579.75	5.00	0.87	

**ALABAMA INSTITUTE FOR DEAF AND BLIND  
CHILDREN AND YOUTH PROGRAM**

	Actual 2022	Estimated 2023	Requested 2024	Increase/(Decrease) From Prior Year		Governor's Recommendation 2024
				Amount	Percent	
<b><u>UNRESTRICTED FINANCIAL SUMMARY</u></b>						
Educational and General Beginning Balance	0	421,493	421,493	0	0.00	
<b><u>REVENUES</u></b>						
Education Trust Fund - Operations & Maintenance	38,919,157	42,826,619	46,578,403	3,751,784	8.76	
Education Trust Fund - Supplemental Appropriation	320,000	0	0	0	.....	
ETF Advancement & Technology Fund	101,681	0	0	0	.....	
Other State Funds	99,217	0	0	0	.....	
Other Sources - Miscellaneous	1,345,646	579,059	579,059	0	0.00	
<b>TOTAL REVENUES</b>	<b>40,785,701</b>	<b>43,405,678</b>	<b>47,157,462</b>	<b>3,751,784</b>	<b>8.64</b>	
<b>TOTAL AVAILABLE</b>	<b>40,785,701</b>	<b>43,827,171</b>	<b>47,578,955</b>	<b>3,751,784</b>	<b>8.56</b>	
Less						
<b>TOTAL EDUCATIONAL AND GENERAL EXPENDITURES</b>	<b>40,364,208</b>	<b>43,405,678</b>	<b>47,157,462</b>	<b>3,751,784</b>	<b>8.64</b>	
<b><u>EDUCATIONAL AND GENERAL TRANSFER (NET)</u></b>						
<b>TOTAL EDUCATIONAL AND GENERAL TRANSFERS</b>	<b>0</b>	<b>0</b>	<b>0</b>	<b>0</b>	<b>.....</b>	
<b>TOTAL EDUCATIONAL AND GENERAL EXPENDITURES AND TRANSFERS</b>	<b>40,364,208</b>	<b>43,405,678</b>	<b>47,157,462</b>	<b>3,751,784</b>	<b>8.64</b>	
<b>EDUCATIONAL AND GENERAL ENDING BALANCE</b>	<b>421,493</b>	<b>421,493</b>	<b>421,493</b>	<b>0</b>	<b>0.00</b>	
<b><u>Educational and General Expenditures by Function</u></b>						
Instruction	12,029,313	13,669,522	14,141,039	471,517	3.45	
Public Service	1,588,633	1,693,326	1,705,465	12,139	0.72	
Academic Support	1,994,046	1,969,925	1,984,047	14,122	0.72	
Student Services	12,671,479	14,898,526	15,005,334	106,808	0.72	
Institutional Support	4,508,000	4,947,030	6,212,312	1,265,282	25.58	
Operation & Maintenance of Physical Plant	7,572,737	6,227,349	8,109,265	1,881,916	30.22	
<b>TOTAL EDUCATIONAL AND GENERAL EXPENDITURES BY FUNCTION</b>	<b>40,364,208</b>	<b>43,405,678</b>	<b>47,157,462</b>	<b>3,751,784</b>	<b>8.64</b>	
<b><u>Educational and General Expenditures by Object</u></b>						
Salaries and Wages	20,589,322	25,042,642	25,452,938	410,296	1.64	
Employee Benefits	8,369,250	10,036,129	10,310,528	274,399	2.73	
Supplies and Expenses	7,794,187	7,007,687	7,007,687	0	0.00	
Equipment and Other Capital Assets	3,611,449	1,319,220	4,386,309	3,067,089	232.49	
<b>TOTAL EDUCATIONAL AND GENERAL EXPENDITURES BY OBJECT</b>	<b>40,364,208</b>	<b>43,405,678</b>	<b>47,157,462</b>	<b>3,751,784</b>	<b>8.64</b>	
<b><u>PERSONNEL</u></b>						
Educational and General	494.86	501.85	506.85	5.00	1.00	
<b><u>RESTRICTED FINANCIAL SUMMARY</u></b>						
Educational and General Beginning Balance	1,658,926	0	0	0	.....	
<b><u>REVENUES</u></b>						
Other State Funds	3,143,679	2,640,055	2,640,055	0	0.00	

**ALABAMA INSTITUTE FOR DEAF AND BLIND  
CHILDREN AND YOUTH PROGRAM**

	Actual 2022	Estimated 2023	Requested 2024	Increase/(Decrease) From Prior Year		Governor's Recommendation 2024
				Amount	Percent	
Federal Funds	3,171,040	2,996,251	2,996,251	0	0.00	
Other Sources - Miscellaneous	7,203,764	5,267,755	5,267,755	0	0.00	
<b>TOTAL REVENUES</b>	<b>13,518,483</b>	<b>10,904,061</b>	<b>10,904,061</b>	<b>0</b>	<b>0.00</b>	
<b>TOTAL AVAILABLE</b>	<b>15,177,409</b>	<b>10,904,061</b>	<b>10,904,061</b>	<b>0</b>	<b>0.00</b>	
Less						
<b>TOTAL EDUCATIONAL AND GENERAL EXPENDITURES</b>	<b>15,177,409</b>	<b>10,904,061</b>	<b>10,904,061</b>	<b>0</b>	<b>0.00</b>	
<u>EDUCATIONAL AND GENERAL TRANSFERS (NET)</u>						
TOTAL EDUCATIONAL AND GENERAL TRANSFERS	0	0	0	0	.....	
<b>TOTAL EDUCATIONAL AND GENERAL EXPENDITURES AND TRANSFERS</b>	<b>15,177,409</b>	<b>10,904,061</b>	<b>10,904,061</b>	<b>0</b>	<b>0.00</b>	
<b>EDUCATIONAL AND GENERAL ENDING BALANCE</b>	<b>0</b>	<b>0</b>	<b>0</b>	<b>0</b>	<b>.....</b>	
<u>Educational and General Expenditures by Function</u>						
Instruction	9,371,282	6,726,633	6,726,633	0	0.00	
Public Service	5,049,711	3,935,777	3,935,777	0	0.00	
Academic Support	118,199	98,252	98,252	0	0.00	
Student Services	531,455	68,265	68,265	0	0.00	
Institutional Support	106,762	75,134	75,134	0	0.00	
<b>TOTAL EDUCATIONAL AND GENERAL EXPENDITURES BY FUNCTION</b>	<b>15,177,409</b>	<b>10,904,061</b>	<b>10,904,061</b>	<b>0</b>	<b>0.00</b>	
<u>Educational and General Expenditures by Object</u>						
Salaries and Wages	4,847,839	3,800,209	3,800,209	0	0.00	
Employee Benefits	1,569,218	1,281,408	1,281,408	0	0.00	
Supplies and Expenses	8,542,708	5,822,444	5,822,444	0	0.00	
Equipment and Other Capital Assets	217,644	0	0	0	.....	
<b>TOTAL EDUCATIONAL AND GENERAL EXPENDITURES BY OBJECT</b>	<b>15,177,409</b>	<b>10,904,061</b>	<b>10,904,061</b>	<b>0</b>	<b>0.00</b>	
<u>PERSONNEL</u>						
Educational and General	72.40	72.90	72.90	0.00	0.00	

**ALABAMA INSTITUTE FOR DEAF AND BLIND  
INDUSTRIES FOR THE BLIND**

	Actual 2022	Estimated 2023	Requested 2024	Increase/(Decrease) From Prior Year		Governor's Recommendation 2024
				Amount	Percent	
<b><u>COMBINED FINANCIAL SUMMARY</u></b>						
Educational and General Beginning Balance	809,043	0	0	0	.....	0
<b><u>REVENUES</u></b>						
Education Trust Fund - Operations & Maintenance	10,173,548	11,150,411	11,951,873	801,462	7.19	11,818,974
Education Trust Fund - Supplemental Appropriation	60,000	0	0	0	.....	0
Sales of Blind-Made Products	26,973,875	25,601,500	25,601,500	0	0.00	25,601,500
Federal Funds	83,107	0	0	0	.....	0
Other State Funds	3,000	0	0	0	.....	0
<b>TOTAL REVENUES</b>	<b>37,293,530</b>	<b>36,751,911</b>	<b>37,553,373</b>	<b>801,462</b>	<b>0.0719</b>	<b>37,420,474</b>
Less						
<b><u>EXPENDITURES</u></b>						
<b><u>Administrative Services:</u></b>						
Salaries and Wages	1,607,111	1,550,142	1,557,010	6,868	0.44	
Employee Benefits	611,500	589,823	594,971	5,148	0.87	
Supplies and Expenses	284,938	274,837	274,838	1	0.00	
<b>TOTAL</b>	<b>2,503,549</b>	<b>2,414,802</b>	<b>2,426,819</b>	<b>12,017</b>	<b>0.50</b>	
<b><u>Sheltered Workshops:</u></b>						
Salaries and Wages	5,939,972	5,729,412	5,754,796	25,384	0.44	
Employee Benefits	3,308,222	3,190,952	3,218,798	27,846	0.87	
Supplies and Expenses	20,892,481	20,151,883	20,151,883	0	0.00	
Equipment and Other Capital Assets	285,075	274,970	274,970	0	0.00	
<b>TOTAL</b>	<b>30,425,750</b>	<b>29,347,217</b>	<b>29,400,447</b>	<b>53,230</b>	<b>0.18</b>	
<b><u>Operation and Maintenance of Physical Plant:</u></b>						
Salaries and Wages	2,078,140	2,004,474	2,013,355	8,881	0.44	
Employee Benefits	818,853	789,826	796,718	6,892	0.87	
Supplies and Expenses	1,462,343	1,410,506	1,410,506	0	0.00	
Equipment and Other Capital Assets	327,816	316,196	1,036,638	720,442	227.85	
Utilities	486,122	468,890	468,890	0	0.00	
<b>TOTAL</b>	<b>5,173,274</b>	<b>4,989,892</b>	<b>5,726,107</b>	<b>736,215</b>	<b>14.75</b>	
<b>TOTAL EXPENDITURES (excluding depreciation)</b>	<b>38,102,573</b>	<b>36,751,911</b>	<b>37,553,373</b>	<b>801,462</b>	<b>2.18</b>	<b>37,420,474</b>
<b><u>TRANSFERS (NET)</u></b>						
Mandatory	0	0	0	0	.....	
Non-Mandatory	0	0	0	0	.....	
<b>TOTAL TRANSFERS</b>	<b>0</b>	<b>0</b>	<b>0</b>	<b>0</b>	<b>.....</b>	<b>0</b>
<b>TOTAL EXPENDITURES AND TRANSFERS</b>	<b>38,102,573</b>	<b>36,751,911</b>	<b>37,553,373</b>	<b>801,462</b>	<b>2.18</b>	<b>37,420,474</b>
<b>ENDING BALANCE</b>	<b>0</b>	<b>0</b>	<b>0</b>	<b>0</b>	<b>.....</b>	<b>0</b>
<b><u>ACCOUNTS RECEIVABLE</u></b>						

**ALABAMA INSTITUTE FOR DEAF AND BLIND  
INDUSTRIES FOR THE BLIND**

	Actual	Estimated	Requested	Increase/(Decrease)		Governor's
	2022	2023	2024	From Prior Year		Recommendation
				Amount	Percent	2024
Beginning of Year	0	0	0	0	.....	
End of Year	0	0	0	0	.....	

PERSONNEL BREAKDOWN

	<u>Actual 2022</u>		<u>Actual 2023</u>		<u>Actual 2024</u>	
	FTE	Amount	FTE	Amount	FTE	Amount
<u>INDUSTRIES PERSONNEL</u>						
Executive/Administrative/Managerial	31.98	1,996,330	32.98	1,890,642	32.98	1,899,019
Other Professionals	5.58	363,995	5.36	309,835	5.36	311,208
Secretarial/Clerical	35.51	1,514,969	36.99	1,455,220	36.99	1,461,667
Production Workers	191.00	4,874,631	194.00	4,783,674	194.00	4,804,868
Other Personnel	31.30	875,298	31.77	844,657	31.77	848,399
TOTAL INDUSTRIES PERSONNEL	295.37	9,625,223	301.10	9,284,028	301.10	9,325,161

**BOARD OF DENTAL SCHOLARSHIP AWARDS**

	Actual 2022	Budgeted 2023	Requested 2024	Increase/(Decrease) From Prior Year		Governor's Recommendation 2024
				Amount	Percent	
Unencumbered Balance Brought Forward	2,073,000	2,326,000	2,576,000	250,000	10.75	2,576,000
<b>RECEIPTS:</b>						
State Funds:						
Loan Repayments	253,000	250,000	250,000	0	0.00	250,000
Education Trust Fund	731,166	731,166	731,166	0	0.00	731,166
<b>TOTAL RECEIPTS</b>	<b>984,166</b>	<b>981,166</b>	<b>981,166</b>	<b>0</b>	<b>0.00</b>	<b>981,166</b>
<b>TOTAL AVAILABLE</b>	<b>3,057,166</b>	<b>3,307,166</b>	<b>3,557,166</b>	<b>250,000</b>	<b>7.56</b>	<b>3,557,166</b>
<b>LESS: EXPENDITURES</b>	<b>731,166</b>	<b>731,166</b>	<b>731,166</b>	<b>0</b>	<b>0.00</b>	<b>731,166</b>
Balance Unencumbered	2,326,000	2,576,000	2,826,000	250,000	9.70	2,826,000
<u>SUMMARY BUDGET REQUEST</u>						
PROGRAMS AND PROGRAM FUNCTIONS						
SUPPORT OF OTHER EDUCATION ACTIVITIES PROGRAM						
Scholarships and Fellowships Function	731,166	731,166	731,166	0	0.00	
<b>TOTAL</b>	<b>731,166</b>	<b>731,166</b>	<b>731,166</b>	<b>0</b>	<b>0.00</b>	
<b>TOTAL EXPENDITURES</b>	<b>731,166</b>	<b>731,166</b>	<b>731,166</b>	<b>0</b>	<b>0.00</b>	<b>731,166</b>
<b>BOARD OF DENTAL SCHOLARSHIP AWARDS SUMMARY</b>						
Grants and Benefits	731,166	731,166	731,166	0	0.00	
<b>TOTAL EXPENDITURES</b>	<b>731,166</b>	<b>731,166</b>	<b>731,166</b>	<b>0</b>	<b>0.00</b>	<b>731,166</b>
Total Number of Employees	0.00	0.00	0.00	0.00	.....	
<b>SOURCE OF FUNDS:</b>						
Education Trust Fund	731,166	731,166	731,166	0	0.00	731,166
<b>Total Funds</b>	<b>731,166</b>	<b>731,166</b>	<b>731,166</b>	<b>0</b>	<b>0.00</b>	<b>731,166</b>

AGENCY DESCRIPTION: Provides financial assistance to dental students who are residents of Alabama and require financial assistance to meet the cost of their dental education. Provides scholarships to reward outstandingly successful students.



**BOARD OF EXAMINERS FOR DIETETICS / NUTRITION PRACTICE**

	Actual 2022	Budgeted 2023	Requested 2024	Increase/(Decrease) From Prior Year		Governor's Recommendation 2024
				Amount	Percent	
Unencumbered Balance Brought Forward	274,279	286,622	286,622	0	0.00	286,622
<b>RECEIPTS:</b>						
State Funds:						
Licensing, Renewal, and Other Fees	264,100	300,000	300,000	0	0.00	300,000
<b>TOTAL RECEIPTS</b>	<b>264,100</b>	<b>300,000</b>	<b>300,000</b>	<b>0</b>	<b>0.00</b>	<b>300,000</b>
<b>TOTAL AVAILABLE</b>	<b>538,379</b>	<b>586,622</b>	<b>586,622</b>	<b>0</b>	<b>0.00</b>	<b>586,622</b>
<b>LESS: EXPENDITURES</b>	<b>251,757</b>	<b>300,000</b>	<b>300,000</b>	<b>0</b>	<b>0.00</b>	<b>300,000</b>
Balance Unencumbered	286,622	286,622	286,622	0	0.00	286,622

SUMMARY BUDGET REQUEST

PROGRAMS AND PROGRAM FUNCTIONS

PROFESSIONAL AND OCCUPATIONAL LICENSING AND REGULATION PROGRAM

Regulation and Licensing of Dietitians/

Nutritionists Function

	251,757	300,000	300,000	0	0.00	
<b>TOTAL</b>	<b>251,757</b>	<b>300,000</b>	<b>300,000</b>	<b>0</b>	<b>0.00</b>	
<b>TOTAL EXPENDITURES</b>	<b>251,757</b>	<b>300,000</b>	<b>300,000</b>	<b>0</b>	<b>0.00</b>	<b>300,000</b>

BOARD OF EXAMINERS FOR DIETETICS/NUTRITION PRACTICE SUMMARY

Personnel Costs	161,149	203,646	196,646	(7,000)	(3.44)	
Employee Benefits	55,753	61,554	61,554	0	0.00	
Travel - In-State	649	800	800	0	0.00	
Travel - Out of State	0	500	500	0	0.00	
Repairs and Maintenance	1,105	500	1,500	1,000	200.00	
Rentals and Leases	9,014	12,000	12,000	0		
Utilities and Communication	3,280	4,000	4,000	0		
Professional Fees and Services	15,999	16,000	18,000	2,000	12.50	
Other Equipment Purchases	1,304	0	0	0	.....	
Supplies/Materials/Operating Expenses	3,504	1,000	5,000	4,000	400.00	
<b>TOTAL EXPENDITURES</b>	<b>251,757</b>	<b>300,000</b>	<b>300,000</b>	<b>0</b>	<b>0.00</b>	<b>300,000</b>
Total Number of Employees	7.00	7.00	7.00	0.00	0.00	

SOURCE OF FUNDS:

Board of Examiners of Dietetics/Nutrition

Practice Fund

	251,757	300,000	300,000	0	0.00	300,000
<b>Total Funds</b>	<b>251,757</b>	<b>300,000</b>	<b>300,000</b>	<b>0</b>	<b>0.00</b>	<b>300,000</b>

AGENCY DESCRIPTION: Administers the licensing and regulation of dietitians and nutritionists in Alabama.

**DISTRICT ATTORNEYS**

	Actual 2022	Budgeted 2023	Requested 2024	Increase/(Decrease)		Governor's Recommendation 2024
				From Prior Year		
				Amount	Percent	
Unencumbered Balance Brought Forward	20,355,514	20,233,551	19,406,389	(827,162)	(4.09)	19,406,389
<b>RECEIPTS:</b>						
<b>Federal and Local Funds:</b>						
County General Fund	18,976,034	20,799,660	23,316,798	2,517,138	12.10	23,316,798
Victim Assessment Fees	504,000	504,000	504,000	0	0.00	504,000
Worthless Check Unit	799,139	745,979	737,563	(8,416)	(1.13)	737,563
Child Support Collections	9,594,749	10,562,180	11,187,934	625,754	5.92	11,187,934
Other Funds	8,854,221	8,983,077	9,535,866	552,789	6.15	9,535,866
District Attorney Fund	14,505,453	14,468,405	14,222,739	(245,666)	(1.70)	14,222,739
Federal Funds	2,097,730	2,403,954	2,981,396	577,442	24.02	2,981,396
Restitution Recovery	4,501,233	4,531,532	4,761,574	230,042	5.08	4,761,574
<b>State Funds:</b>						
State General Fund	12,897,982	14,780,882	16,214,589	1,433,707	9.70	17,242,731
State General Fund - Transfer	22,494,525	25,219,118	35,222,402	10,003,284	39.67	27,000,315
State General Fund - Reversion Reappropriated	576,347	192,094	0	(192,094)	(100.00)	0
State General Fund - Transfer - Supplemental Appropriation	1,500,000	0	0	0	.....	0
State General Fund - COLA	337,660	411,995	0	(411,995)	(100.00)	0
State General Fund - Transfer - COLA	152,230	831,051	0	(831,051)	(100.00)	0
State General Fund - Retiree Bonus	0	90,866	0	(90,866)	(100.00)	0
State General Fund - Transfer - Retiree Bonus	0	125,016	0	(125,016)	(100.00)	0
District Attorneys Administration	4,650	1,500,000	0	(1,500,000)	(100.00)	0
<b>TOTAL RECEIPTS</b>	<b>97,795,953</b>	<b>106,149,809</b>	<b>118,684,861</b>	<b>12,535,052</b>	<b>11.81</b>	<b>111,490,916</b>
<b>TOTAL AVAILABLE</b>	<b>118,151,467</b>	<b>126,383,360</b>	<b>138,091,250</b>	<b>11,707,890</b>	<b>9.26</b>	<b>130,897,305</b>
<b>LESS: EXPENDITURES</b>	<b>97,725,822</b>	<b>106,976,971</b>	<b>122,571,745</b>	<b>15,594,774</b>	<b>14.58</b>	<b>115,377,800</b>
<b>REVERSION TO STATE GENERAL FUND</b>	<b>192,094</b>	<b>0</b>	<b>0</b>	<b>0</b>	<b>.....</b>	<b>0</b>
Balance Unencumbered	20,233,551	19,406,389	15,519,505	(3,886,884)	(20.03)	15,519,505
<b><u>SUMMARY BUDGET REQUEST</u></b>						
<b>PROGRAMS AND PROGRAM FUNCTIONS</b>						
<b>COURT OPERATIONS PROGRAM</b>						
Prosecution Services Function	97,725,822	106,976,971	122,571,745	15,594,774	14.58	
<b>TOTAL</b>	<b>97,725,822</b>	<b>106,976,971</b>	<b>122,571,745</b>	<b>15,594,774</b>	<b>14.58</b>	
<b>TOTAL EXPENDITURES</b>	<b>97,725,822</b>	<b>106,976,971</b>	<b>122,571,745</b>	<b>15,594,774</b>	<b>14.58</b>	<b>115,377,800</b>
<b>DISTRICT ATTORNEYS SUMMARY</b>						
Personnel Costs	64,393,281	69,303,407	79,610,730	10,307,323	14.87	
Employee Benefits	22,495,541	25,424,041	29,745,342	4,321,301	17.00	

## DISTRICT ATTORNEYS

	Actual 2022	Budgeted 2023	Requested 2024	Increase/(Decrease)		Governor's Recommendation 2024
				From Prior Year		
				Amount	Percent	
Travel - In-State	779,289	844,869	954,920	110,051	13.03	
Travel - Out-of-State	212,037	303,777	333,228	29,451	9.69	
Repairs and Maintenance	299,104	469,541	481,244	11,703	2.49	
Rentals and Leases	640,559	810,173	869,407	59,234	7.31	
Utilities and Communication	722,027	814,495	922,835	108,340	13.30	
Professional Fees and Services	2,218,225	2,099,837	2,238,715	138,878	6.61	
Supplies/Materials/Operating Expenses	3,086,306	3,306,741	3,556,967	250,226	7.57	
Transportation Equipment Operations	798,055	859,656	976,640	116,984	13.61	
Grants and Benefits	311,850	371,735	387,929	16,194	4.36	
Capital Outlay	6,644	27,500	28,000	500	1.82	
Transportation Equipment Purchases	821,038	1,312,441	1,397,875	85,434	6.51	
Other Equipment Purchases	402,080	454,442	550,484	96,042	21.13	
Debt Service	627	1,000	1,300	300	30.00	
Miscellaneous	539,159	573,316	516,129	(57,187)	(9.97)	
<b>TOTAL EXPENDITURES</b>	<b>97,725,822</b>	<b>106,976,971</b>	<b>122,571,745</b>	<b>15,594,774</b>	<b>14.58</b>	<b>115,377,800</b>
<b>Total Number of Employees</b>	<b>982.08</b>	<b>1,107.00</b>	<b>1,160.50</b>	<b>53.50</b>	<b>4.83</b>	
<b>SOURCE OF FUNDS:</b>						
State General Fund	13,619,895	15,475,837	16,214,589	738,752	4.77	17,242,731
State General Fund - Transfer - District Attorneys						
Administrative Fund	24,146,755	26,175,185	35,222,402	9,047,217	34.56	27,000,315
District Attorney Administration	4,650	1,500,000	0	(1,500,000)	(100.00)	0
County General Fund	17,577,825	19,401,451	22,316,798	2,915,347	15.03	22,316,798
Victim Assessment Fees	504,000	504,000	504,000	0	0.00	504,000
Worthless Check Unit	799,139	745,979	737,563	(8,416)	(1.13)	737,563
Child Support Collections	9,594,749	10,562,180	11,187,934	625,754	5.92	11,187,934
Other Funds	8,975,961	8,983,077	10,260,545	1,277,468	14.22	10,260,545
District Attorney Fund	16,188,662	12,922,057	14,222,739	1,300,682	10.07	14,222,739
Federal Funds	1,812,730	2,002,732	2,981,396	978,664	48.87	2,981,396
Restitution Recovery	4,501,456	4,531,532	4,761,574	230,042	5.08	4,761,574
Unencumbered Balance Brought Forward	0	4,172,941	4,162,205	(10,736)	(0.26)	4,162,205
<b>Total Funds</b>	<b>97,725,822</b>	<b>106,976,971</b>	<b>122,571,745</b>	<b>15,594,774</b>	<b>14.58</b>	<b>115,377,800</b>

**AGENCY DESCRIPTION:** Protects the people of Alabama by representing them in the courts of this state and by prosecuting those who have been accused of crimes against this state. Performs other services for the state, counties, and municipalities prescribed by the State Legislature such as the collection of child support and worthless checks and also the prosecution of welfare fraud cases. Provides services to the victims of crime.

**ALABAMA DRYCLEANING ENVIRONMENTAL RESPONSE TRUST FUND**

	Actual 2022	Budgeted 2023	Requested 2024	Increase/(Decrease) From Prior Year		Governor's Recommendation 2024
				Amount	Percent	
Unencumbered Balance Brought Forward	188,995	64,073	64,073	0	0.00	64,073
<b>RECEIPTS:</b>						
State Funds:						
Registration Fees	179,533	500,000	500,000	0	0.00	500,000
<b>TOTAL RECEIPTS</b>	<b>179,533</b>	<b>500,000</b>	<b>500,000</b>	<b>0</b>	<b>0.00</b>	<b>500,000</b>
<b>TOTAL AVAILABLE</b>	<b>368,528</b>	<b>564,073</b>	<b>564,073</b>	<b>0</b>	<b>0.00</b>	<b>564,073</b>
<b>LESS: EXPENDITURES</b>	<b>304,455</b>	<b>500,000</b>	<b>500,000</b>	<b>0</b>	<b>0.00</b>	<b>500,000</b>
Balance Unencumbered	64,073	64,073	64,073	0	0.00	64,073
<u>SUMMARY BUDGET REQUEST</u>						
<b>PROGRAMS AND PROGRAM FUNCTIONS</b>						
<b>SELF INSURANCE PROGRAM</b>						
Investigation, Assessment, and Remediation						
Function	304,455	500,000	500,000	0	0.00	
<b>TOTAL</b>	<b>304,455</b>	<b>500,000</b>	<b>500,000</b>	<b>0</b>	<b>0.00</b>	
<b>TOTAL EXPENDITURES</b>	<b>304,455</b>	<b>500,000</b>	<b>500,000</b>	<b>0</b>	<b>0.00</b>	<b>500,000</b>
<b>ALABAMA DRYCLEANING ENVIRONMENTAL RESPONSE TRUST FUND SUMMARY</b>						
Travel - In-State	994	5,000	5,000	0	0.00	
Utilities and Communication	53	2,000	2,000	0	0.00	
Professional Fees and Services	97,933	125,000	125,000	0	0.00	
Supplies, Materials, and Operating Expenses	1,022	4,000	4,000	0	0.00	
Grants and Benefits	79,453	210,000	214,000	4,000	1.90	
Other Equipment Purchases	0	4,000	0	(4,000)	(100.00)	
Miscellaneous	125,000	150,000	150,000	0	0.00	
<b>TOTAL EXPENDITURES</b>	<b>304,455</b>	<b>500,000</b>	<b>500,000</b>	<b>0</b>	<b>0.00</b>	<b>500,000</b>
Total Number of Employees	0.00	0.00	0.00	0.00	.....	
<b>SOURCE OF FUNDS:</b>						
Drycleaning Environmental Response Trust Fund	304,455	500,000	500,000	0	0.00	500,000
<b>Total Funds</b>	<b>304,455</b>	<b>500,000</b>	<b>500,000</b>	<b>0</b>	<b>0.00</b>	<b>500,000</b>

AGENCY DESCRIPTION: The Alabama Drycleaning Environmental Response Trust Fund Advisory Board administers the trust fund as a drycleaning industry self-insurance program for the benefit of those persons electing to be covered by the provisions of Section 22-30D-1 et seq., Code of Alabama, 1975. Those persons covered under this Act may apply for and seek reimbursement for costs associated with investigation, assessment, clean-up, and remediation of contamination caused by drycleaning agents.

**DEPARTMENT OF EARLY CHILDHOOD EDUCATION**

	Actual 2022	Budgeted 2023	Requested 2024	Increase/(Decrease) From Prior Year		Governor's Recommendation 2024
				Amount	Percent	
Unencumbered Balance Brought Forward	10,920,324	9,052,403	9,052,403	0	0.00	9,052,403
<b>RECEIPTS:</b>						
<b>Federal and Local Funds:</b>						
Children's Policy Council Receipts	5,396,557	500,000	500,000	0	0.00	500,000
Federal and Local Funds	21,898,322	31,474,000	20,414,288	(11,059,712)	(35.14)	20,414,288
<b>State Funds:</b>						
Children First Trust Fund	202,007	500,000	500,000	0	0.00	500,000
Education Trust Fund	161,850,837	186,198,945	216,615,135	30,416,190	16.34	194,570,293
Education Trust Fund - Reversion Reappropriated	6,199,816	23,263,841	0	(23,263,841)	(100.00)	0
<b>TOTAL RECEIPTS</b>	<b>195,547,539</b>	<b>241,936,786</b>	<b>238,029,423</b>	<b>(3,907,363)</b>	<b>(1.62)</b>	<b>215,984,581</b>
<b>TOTAL AVAILABLE</b>	<b>206,467,863</b>	<b>250,989,189</b>	<b>247,081,826</b>	<b>(3,907,363)</b>	<b>(1.56)</b>	<b>225,036,984</b>
<b>LESS: EXPENDITURES</b>	<b>174,151,619</b>	<b>241,936,786</b>	<b>238,029,423</b>	<b>(3,907,363)</b>	<b>(1.62)</b>	<b>215,984,581</b>
<b>REVERSION TO EDUCATION TRUST FUND</b>	<b>23,263,841</b>	<b>0</b>	<b>0</b>	<b>0</b>	<b>.....</b>	<b>0</b>
Balance Unencumbered	9,052,403	9,052,403	9,052,403	0	0.00	9,052,403

SUMMARY BUDGET REQUEST

PROGRAMS AND PROGRAM FUNCTIONS

SOCIAL SERVICES PROGRAM

Preschool Program Function	13,861,049	14,236,695	3,250,000	(10,986,695)	(77.17)	
Children's Affairs Function	310,257	1,796,520	1,375,000	(421,520)	(23.46)	
HIPPY Program Function	4,458,298	5,541,702	5,000,000	(541,702)	(9.78)	
Office of School Readiness Function	138,687,165	195,126,303	205,459,955	10,333,652	5.30	
Special Grant Program Function	4,551,958	4,101,912	2,576,961	(1,524,951)	(37.18)	
Strong Start/ Strong Finish Function	1,150,666	6,025,761	4,205,180	(1,820,581)	(30.21)	
Children's Policy Council Function	108	9,049,000	9,500,000	451,000	4.98	
ARPA Function	460,256	948,320	712,327	(235,993)	(24.89)	
Marketing Campaign for Alabama Family Central Function	352,500	1,147,500	750,000	(397,500)	(34.64)	
Maternal, Infant, and Early Childhood Home						
Visiting Formula Function	2,609,395	2,963,073	4,200,000	1,236,927	41.74	
<b>TOTAL</b>	<b>166,441,652</b>	<b>240,936,786</b>	<b>237,029,423</b>	<b>(3,907,363)</b>	<b>(1.62)</b>	

CHILDREN'S POLICY COUNCIL PROGRAM

Children's Policy Council Function	7,709,967	1,000,000	1,000,000	0	0.00	
<b>TOTAL</b>	<b>7,709,967</b>	<b>1,000,000</b>	<b>1,000,000</b>	<b>0</b>	<b>0.00</b>	
<b>TOTAL EXPENDITURES</b>	<b>174,151,619</b>	<b>241,936,786</b>	<b>238,029,423</b>	<b>(3,907,363)</b>	<b>(1.62)</b>	<b>215,984,581</b>

DEPARTMENT OF EARLY CHILDHOOD EDUCATION SUMMARY

Personnel Costs	12,712,005	17,038,220	17,796,886	758,666	4.45	
Employee Benefits	4,652,715	5,868,928	6,912,753	1,043,825	17.79	
Travel - In-State	341,037	1,080,376	1,191,565	111,189	10.29	
Travel - Out-of-State	73,795	114,450	196,250	81,800	71.47	
Repairs and Maintenance	258	3,498	4,725	1,227	35.08	

**DEPARTMENT OF EARLY CHILDHOOD EDUCATION**

	Actual 2022	Budgeted 2023	Requested 2024	Increase/(Decrease) From Prior Year		Governor's Recommendation 2024
				Amount	Percent	
Rentals and Leases	1,003,329	1,519,443	1,433,109	(86,334)	(5.68)	
Utilities and Communication	220,374	611,568	597,709	(13,859)	(2.27)	
Professional Fees and Services	4,508,976	5,411,607	5,529,483	117,876	2.18	
Supplies/Materials/Operating Expenses	1,673,796	4,022,820	4,264,089	241,269	6.00	
Transportation Equipment Operations	236,863	699,000	656,383	(42,617)	(6.10)	
Grants and Benefits	148,489,821	205,163,767	199,032,471	(6,131,296)	(2.99)	
Transportation Equipment Purchases	166	0	0	0	.....	
Other Equipment Purchases	238,484	403,109	414,000	10,891	2.70	
<b>TOTAL EXPENDITURES</b>	<b>174,151,619</b>	<b>241,936,786</b>	<b>238,029,423</b>	<b>(3,907,363)</b>	<b>(1.62)</b>	<b>215,984,581</b>
Total Number of Employees	226.56	279.00	281.00	2.00	0.72	
<b>SOURCE OF FUNDS:</b>						
Education Trust Fund	144,786,812	209,462,786	216,615,135	7,152,349	3.41	194,570,293
Federal and Local Funds	21,654,840	31,474,000	20,414,288	(11,059,712)	(35.14)	20,414,288
Children's Policy Council Fund	7,513,995	500,000	500,000	0	0.00	500,000
Children First Trust Fund	195,972	500,000	500,000	0	0.00	500,000
<b>Total Funds</b>	<b>174,151,619</b>	<b>241,936,786</b>	<b>238,029,423</b>	<b>(3,907,363)</b>	<b>(1.62)</b>	<b>215,984,581</b>

**AGENCY DESCRIPTION:** The Alabama Department of Early Childhood Education is a part of the Executive Department of state government, principally established to enable the Governor to effectively coordinate efforts and programs to serve children throughout the state.

Responsibilities include:

- (1) Advising the Governor and the Legislature in matters relating to the coordination of services for children under the age of 19.
- (2) Serving as a liaison between the Governor and state agencies providing programs or services for children.
- (3) Educating and informing legislators and other elected officials about issues affecting children.
- (4) Coordinating local effort by creating a network of existing local and community groups and advocates dedicated to children to enable beneficial organizations throughout the state to assist and educate each other.
- (5) Actively seeking and applying for federal and private grants to fund children's program.
- (6) Establishing a repository for information on programs other than education programs offered by the Department of Education for K-12 in Alabama which offer services for, or are for the benefit of, or in any way affect Alabama's children, including, but not limited to, the Department of Human Resources, the Department of Mental Health, Rehabilitation Services, the Department of Public Health, the Department of Youth Services, the Children's Trust Fund, the Alabama Department of Economic and Community Affairs, the Alcoholic Beverage Control Board, the Department of Public Safety, and the Child Abuse and Neglect Prevention.
- (7) Preparing and submitting to the Governor and the Legislature annual reports on activities and expenditures of state and local agencies related to children; all state, local, and federal funding available for children's programs other than education programs offered by the Department of Education for K-12; and recommendations of proposed legislation on the most efficient utilization of resources available in order to maximize services provided to children.
- (8) Preparing or causing to be prepared, and submitting for approval and adoption by the Children's Policy Council, legislation required to meet the unmet needs of children by further development and improvement of children services.
- (9) Review the budget requests for children's services of any state agency that administers children's programs other than the Department of Education K-12.
- (10) Develop a cohesive and comprehensive system of high quality early learning and care.
- (11) Administers: Office of School Readiness (First Class Pre-K), Office of Early Learning (Home Visiting), Head Start State Collaboration Office, Children's Policy Council, Children First Trust Fund.

**ALABAMA DEPARTMENT OF ECONOMIC AND COMMUNITY AFFAIRS**

	Actual 2022	Budgeted 2023	Requested 2024	Increase/(Decrease)		Governor's Recommendation 2024
				From Prior Year		
				Amount	Percent	
Unencumbered Balance Brought Forward	12,798,861	108,760,938	208,845,477	100,084,539	92.02	208,845,477
Investments Balance Brought Forward	50,973,099	13,273,676	7,862,287	(5,411,389)	(40.77)	7,862,287
<b>RECEIPTS:</b>						
<b>Federal and Local Funds:</b>						
Juvenile Block and Byrne Justice	2,074,576	4,079,900	7,000,000	2,920,100	71.57	7,000,000
Federal Property Assistance Receipts	821,851	2,163,473	2,163,473	0	0.00	2,163,473
Federal Fund - COVID 19	28,519,522	32,166,016	29,156,680	(3,009,336)	(9.36)	29,156,680
Federal Funds	212,259,927	338,420,090	276,021,230	(62,398,860)	(18.44)	276,021,230
American Rescue Plan Act	35,752,454	10,574,938	0	(10,574,938)	(100.00)	0
<b>State Funds:</b>						
State General Fund	23,050,046	30,520,046	38,607,515	8,087,469	26.50	31,001,197
State General Fund - Reversion Reappropriated	17,073,675	21,140,542	0	(21,140,542)	(100.00)	0
State General Fund - COLA	20,000	39,000	0	(39,000)	(100.00)	0
State General Fund - Retiree Bonus	0	6,575	0	(6,575)	(100.00)	0
State General Fund - Supplemental Appropriation	3,500,000	0	0	0	.....	0
State General Fund - Transfer from Geological Survey	140,000	0	0	0	.....	0
Education Trust Fund - Electric Vehicle Technology Education Program	1,000,000	1,000,000	2,000,000	1,000,000	100.00	2,000,000
Education Trust Fund - Transfer - Research and Development Grant Program	5,000,000	5,000,000	5,000,000	0	0.00	5,000,000
Education Trust Fund - Transfer - Rural Broadband Grant Program	20,000,000	25,000,000	25,000,000	0	0.00	25,000,000
Education Trust Fund - Reversion Reappropriated	840,199	417,093	0	(417,093)	(100.00)	0
ADECA Transfers for Administrative Indirect Costs	6,122,641	11,155,461	12,702,025	1,546,564	13.86	12,702,025
Data Processing and Graphic Arts Services	755,469	500,000	500,000	0	0.00	500,000
Judicial Article Fines	1,378,970	3,500,000	3,500,000	0	0.00	3,500,000
Surplus Property Administrative Fee	653,105	990,933	1,370,340	379,407	38.29	1,370,340
State Safety Coordinating Fund	72,281	3,000,000	3,000,000	0	0.00	3,000,000
Neighbors Helping Neighbors Contributions	0	25,000	25,000	0	0.00	25,000
Domestic Violence Trust Fund	2,245,155	3,000,000	3,000,000	0	0.00	3,000,000
<b>TOTAL RECEIPTS</b>	<b>361,279,871</b>	<b>492,699,067</b>	<b>409,046,263</b>	<b>(83,652,804)</b>	<b>(16.98)</b>	<b>401,439,945</b>
<b>TOTAL AVAILABLE</b>	<b>425,051,831</b>	<b>614,733,681</b>	<b>625,754,027</b>	<b>11,020,346</b>	<b>1.79</b>	<b>618,147,709</b>
<b>LESS: EXPENDITURES</b>	<b>281,434,582</b>	<b>398,000,917</b>	<b>516,036,093</b>	<b>118,035,176</b>	<b>29.66</b>	<b>508,429,775</b>
REVERSION TO STATE GENERAL FUND	21,140,542	0	0	0	.....	0
REVERSION TO EDUCATION TRUST FUND	417,093	0	0	0	.....	0
TRANSFER TO WOMEN'S COMMISSION	25,000	25,000	0	(25,000)	(100.00)	0
Investment Adjustment	(37,699,423)	0	0	0	.....	0
Investments Balance	13,273,676	7,862,287	7,862,287	0	0.00	7,862,287
<b>Balance Unencumbered</b>	<b>108,760,938</b>	<b>208,845,477</b>	<b>101,855,647</b>	<b>(106,989,830)</b>	<b>(51.23)</b>	<b>101,855,647</b>

**ALABAMA DEPARTMENT OF ECONOMIC AND COMMUNITY AFFAIRS**

	Actual 2022	Budgeted 2023	Requested 2024	Increase/(Decrease)		Governor's Recommendation 2024
				From Prior Year		
				Amount	Percent	
<b>SUMMARY BUDGET REQUEST</b>						
<b>PROGRAMS AND PROGRAM FUNCTIONS</b>						
<b>BROADBAND PROGRAM</b>						
Broadband Administration Function	3,268,186	33,848,822	27,500,000	(6,348,822)	(18.76)	
Administration Function	618	0	0	0	.....	
ARPA Function	0	1,000,000	1,000,000	0	0.00	
<b>TOTAL</b>	<b>3,268,804</b>	<b>34,848,822</b>	<b>28,500,000</b>	<b>(6,348,822)</b>	<b>(18.22)</b>	
<b>LAW ENFORCEMENT PLANNING AND DEVELOPMENT PROGRAM</b>						
Administration Function	47,051,615	115,730,626	117,466,105	1,735,479	1.50	
COVID-19 Pandemic Function	1,712,871	2,920,100	0	(2,920,100)	(100.00)	
ARPA Function	579,390	1,405,000	2,500,000	1,095,000	77.94	
<b>TOTAL</b>	<b>49,343,876</b>	<b>120,055,726</b>	<b>119,966,105</b>	<b>(89,621)</b>	<b>(0.07)</b>	
<b>PLANNING PROGRAM</b>						
State Planning Function	39,204,213	47,023,792	41,831,925	(5,191,867)	(11.04)	
Regional Planning Commissions Function	2,990,526	4,190,526	4,190,526	0	0.00	
Federal Initiatives and Recreation Function	0	11,634,090	11,606,924	(27,166)	(0.23)	
Community Service Function	6,390	0	0	0	.....	
Task Force on Military Affairs Function	760,000	760,000	760,000	0	0.00	
2011 April Tornadoes Function	114,519	1,080,976	1,081,055	79	0.01	
ARPA Function	0	1,000,000	1,500,000	500,000	50.00	
2020 Disaster Recovery Function	135,439	6,439,073	142,877,764	136,438,691	2,118.92	
COVID-19 Pandemic Function	26,806,649	29,245,916	29,156,860	(89,056)	(0.30)	
<b>TOTAL</b>	<b>70,017,736</b>	<b>101,374,373</b>	<b>233,005,054</b>	<b>131,630,681</b>	<b>129.85</b>	
<b>ADMINISTRATIVE SERVICES PROGRAM</b>						
Administrative Support Services Function	12,308,635	16,324,191	14,847,191	(1,477,000)	(9.05)	
Energy Management Function	45	0	0	0	.....	
<b>TOTAL</b>	<b>12,308,680</b>	<b>16,324,191</b>	<b>14,847,191</b>	<b>(1,477,000)</b>	<b>(9.05)</b>	
<b>ENERGY MANAGEMENT PROGRAM:</b>						
Energy Management Function	80,892,161	82,712,088	81,229,830	(1,482,258)	(1.79)	
Community Services Function	12,057,515	19,628,236	19,642,236	14,000	0.07	
Food Assistance Function	39,100	0	0	0	.....	
COVID-19 Pandemic Function	8,314,126	0	0	0	.....	
ARPA Function	35,173,065	8,169,938	0	(8,169,938)	(100.00)	
<b>TOTAL</b>	<b>136,475,967</b>	<b>110,510,262</b>	<b>100,872,066</b>	<b>(9,638,196)</b>	<b>(8.72)</b>	
<b>SURPLUS PROPERTY PROGRAM</b>						
Surplus Property Function	2,504,882	3,695,359	9,074,766	5,379,407	145.57	
<b>TOTAL</b>	<b>2,504,882</b>	<b>3,695,359</b>	<b>9,074,766</b>	<b>5,379,407</b>	<b>145.57</b>	
<b>WATER RESOURCES PROGRAM</b>						
Office of Water Resources Function	7,514,637	11,192,184	9,770,911	(1,421,273)	(12.70)	
<b>TOTAL</b>	<b>7,514,637</b>	<b>11,192,184</b>	<b>9,770,911</b>	<b>(1,421,273)</b>	<b>(12.70)</b>	
<b>TOTAL EXPENDITURES</b>	<b>281,434,582</b>	<b>398,000,917</b>	<b>516,036,093</b>	<b>118,035,176</b>	<b>2.2666</b>	<b>508,429,775</b>



**ALABAMA DEPARTMENT OF ECONOMIC AND COMMUNITY AFFAIRS**

	Actual 2022	Budgeted 2023	Requested 2024	Increase/(Decrease)		Governor's Recommendation 2024
				From Prior Year		
				Amount	Percent	
<b>ALABAMA DEPARTMENT OF ECONOMIC AND COMMUNITY AFFAIRS</b>						
<b>SUMMARY</b>						
Personnel Costs	9,537,212	11,781,929	12,889,645	1,107,716	9.40	
Employee Benefits	3,694,170	4,482,963	5,410,330	927,367	20.69	
Travel - In-State	37,413	213,000	234,500	21,500	10.09	
Travel - Out-of-State	65,929	229,500	239,000	9,500	4.14	
Repairs and Maintenance	104,512	287,250	5,286,450	4,999,200	1,740.37	
Rentals and Leases	2,870,605	3,174,094	3,177,044	2,950	0.09	
Utilities and Communication	378,981	404,968	402,428	(2,540)	(0.63)	
Professional Fees and Services	12,311,482	28,030,217	33,683,283	5,653,066	20.17	
Supplies/Materials/Operating Expenses	1,683,260	1,959,143	1,889,952	(69,191)	(3.53)	
Transportation Equipment Operations	76,428	183,900	187,600	3,700	2.01	
Grants and Benefits	241,944,868	328,286,648	432,795,385	104,508,737	31.83	
Transportation Equipment Purchases	52,950	150,000	205,000	55,000	36.67	
Other Equipment Purchases	339,822	605,245	443,945	(161,300)	(26.65)	
Miscellaneous	8,336,950	18,212,060	19,191,531	979,471	5.38	
<b>TOTAL EXPENDITURES</b>	<b>281,434,582</b>	<b>398,000,917</b>	<b>516,036,093</b>	<b>118,035,176</b>	<b>29.66</b>	<b>508,429,775</b>
<b>Total Number of Employees</b>	<b>140.70</b>	<b>187.00</b>	<b>199.00</b>	<b>12.00</b>	<b>6.42</b>	
<b>SOURCE OF FUNDS:</b>						
State General Fund	22,618,179	51,681,163	38,607,515	(13,073,648)	(25.30)	31,001,197
State General Fund - Local Government Pistol						
Permit Revenue Loss Fund	0	5,000,000	5,000,000	0	0.00	5,000,000
Education Trust Fund	26,423,106	31,417,093	32,000,000	582,907	1.86	32,000,000
Economic and Community Development Fund	244,758,800	290,223,255	421,369,765	131,146,510	45.19	421,369,765
Federal Surplus Property	1,292,081	2,163,473	2,163,473	0	0.00	2,163,473
State Surplus Property	671,849	990,933	1,370,340	379,407	38.29	1,370,340
State Safety Coordinating Fund	0	3,000,000	3,000,000	0	0.00	3,000,000
Neighbors Helping Neighbors Fund	0	25,000	25,000	0	0.00	25,000
Traffic Safety Trust Fund	1,366,114	3,500,000	3,500,000	0	0.00	3,500,000
Juvenile Block and Byrne Justice	4,015,140	7,000,000	6,000,000	(1,000,000)	(14.29)	6,000,000
Domestic Violence Trust Fund	2,374,467	3,000,000	3,000,000	0	0.00	3,000,000
Alabama Broadband Accessibility Fund	* (18,988,166)	0	0	0	.....	0
Alabama Research and Development	* (3,096,988)	0	0	0	.....	0
<b>Total Funds</b>	<b>281,434,582</b>	<b>398,000,917</b>	<b>516,036,093</b>	<b>118,035,176</b>	<b>29.66</b>	<b>508,429,775</b>

\* FY22 Unexpended funds for Alabama Broadband Accessibility Fund and Alabama Research and Development Fund remained in the fund to apply to the program in FY23.

**AGENCY DESCRIPTION:** Community and Economic Development Division: Serves as the lead Division in the development and management of programs that will support community and economic development and ameliorate the causes of poverty. Law Enforcement Planning and Development: Develops, through effective planning, programs as mandated by Federal laws and guidelines; develops and awards grants to projects approved by the Governor's Advisory Council on Delinquency Prevention, the Bureau of Justice, Victims of Crime Act, Anti-Drug Abuse Act, National Highway Traffic Safety Administration, and Family Violence Programs; and administers funds and monitors active grants for compliance. Energy Management: Provides leadership and assistance to the citizens and organizations of the State of Alabama through the development of science and technology, and the management of energy and coastal resources for economic prosperity. Surplus Property: Screens all property declared excess within the State of Alabama and other property made available by the Federal government through military bases and VA hospitals; makes this property available at a small service charge to public agencies and certain non-profits. Office of Water Resources: Provides for the planning, coordination, development and management of the state's water resources.

**STATE DEPARTMENT OF EDUCATION**

	Actual 2022	Budgeted 2023	Requested 2024	Increase/(Decrease)		Governor's Recommendation 2024
				From Prior Year		
				Amount	Percent	
Unencumbered Balance Brought Forward	45,093,370	17,697,144	16,887,144	(810,000)	(4.58)	16,887,144
<b>RECEIPTS:</b>						
<b>Federal and Local Funds:</b>						
Coronavirus Relief Fund	6,294	0	0	0	.....	0
Governor's Emergency Education Relief Fund	60,903,910	85,702,937	85,702,937	0	0.00	85,702,937
Federal Education and Other Funds	1,973,160,807	4,236,005,814	4,236,188,261	182,447	0.00	4,236,188,261
American Rescue Plan - Emergency Assistance to Non-Public Schools	770,527	44,895,780	45,182,418	286,638	0.64	45,182,418
<b>State Funds:</b>						
Education Trust Fund	359,784,670	464,502,671	685,265,969	220,763,298	47.53	527,720,120
Education Trust Fund - Supplemental Appropriation	6,875,000	0	0	0	.....	0
Education Trust Fund - Reversion Reappropriated	23,102,913	64,021,413	0	(64,021,413)	(100.00)	0
ETF Advancement & Technology Fund	205,722,699	0	0	0	.....	0
Education Trust Fund - Science in Motion	1,583,796	2,583,796	3,583,796	1,000,000	38.70	2,583,796
Special Education Catastrophic Fund - Traffic Fines	962,197	5,000,000	5,000,000	0	0.00	5,000,000
Driver Education and Training Fund - Traffic Fines	1,135,971	5,144,570	5,145,634	1,064	0.02	5,145,634
<b>TOTAL RECEIPTS</b>	<b>2,634,008,784</b>	<b>4,907,856,981</b>	<b>5,066,069,015</b>	<b>158,212,034</b>	<b>3.22</b>	<b>4,907,523,166</b>
<b>TOTAL AVAILABLE</b>	<b>2,679,102,154</b>	<b>4,925,554,125</b>	<b>5,082,956,159</b>	<b>157,402,034</b>	<b>3.20</b>	<b>4,924,410,310</b>
<b>LESS: EXPENDITURES</b>	<b>2,596,573,597</b>	<b>4,907,856,981</b>	<b>5,066,069,015</b>	<b>158,212,034</b>	<b>3.22</b>	<b>4,907,523,166</b>
REVERSION TO EDUCATION TRUST FUND	64,021,413	0	0	0	.....	0
TRANSFER TO ALABAMA FORESTRY COMMISSION	60,000	60,000	0	(60,000)	(100.00)	0
TRANSFER TO UNIFIED JUDICIAL SYSTEM	750,000	750,000	0	(750,000)	(100.00)	0
Balance Unencumbered	17,697,144	16,887,144	16,887,144	0	0.00	16,887,144

SUMMARY BUDGET REQUEST

**PROGRAMS AND PROGRAM FUNCTIONS**

**FINANCIAL ASSISTANCE PROGRAM**

Operations and Maintenance Function	101,668	0	0	0	.....	
Local Financial Assistance Function	1,367,429,854	1,247,671,651	1,244,131,303	(3,540,348)	(0.28)	
At Risk O and M Function	1,593,343	0	0	0	.....	
Teacher In-Service Centers Function	2,717,028	5,420,969	3,509,080	(1,911,889)	(35.27)	
Other Financial Assistance Function	288,798	594,000	594,000	0	0.00	
National Board Professional Teaching						
Standards Function	12,391,719	18,034,366	15,212,908	(2,821,458)	(15.64)	
Governor's High Hopes Function	5,547,504	13,113,070	9,980,287	(3,132,783)	(23.89)	
Teacher/Student Testing Function	16,321	0	0	0	.....	
School Accountability Report Card Function	6,000	0	0	0	.....	
Jobs for Alabama Graduates Function	1,504,820	3,213,679	5,550,742	2,337,063	72.72	
Preschool Program Function	17,505,975	27,780,701	27,623,062	(157,639)	(0.57)	
Career Technical Initiative Function	12,315,290	34,575,253	30,000,000	(4,575,253)	(13.23)	
Teacher Mentoring Program Function	83	0	0	0	.....	
Hudson Alpha Institute - Science Teacher Training						
Function	1,000,000	1,000,000	1,000,000	0	0.00	
Alabama Football Coaches Association Function	125,000	125,000	125,000	0	0.00	

**STATE DEPARTMENT OF EDUCATION**

	Actual 2022	Budgeted 2023	Requested 2024	Increase/(Decrease)		Governor's Recommendation 2024
				From Prior Year		
				Amount	Percent	
Professional Development/Computer Training Function	1,296,099	5,001,727	5,148,913	147,186	2.94	
Alabama Baseball Coaches Association Function	75,000	100,000	100,000	0	0.00	
Helping Families Initiative Function	2,000,000	2,300,000	2,300,000	0	0.00	
Alabama Teacher Mentor Program Function	4,369,587	4,007,350	5,500,000	1,492,650	37.25	
Southwest School for the Deaf and Blind Function	198,865	198,865	198,865	0	0.00	
Children's Hospital Function	703,546	703,546	703,546	0	0.00	
Teach for America Function	822,000	822,000	822,000	0	0.00	
Children's First Trust Fund	293,906	0	0	0	.....	
Southern Research Institute Function	1,000,000	1,000,000	1,000,000	0	0.00	
Liberty Learning Foundation Function	325,000	600,000	600,000	0	0.00	
Healthy Eating Active Living Function	625,000	750,000	750,000	0	0.00	
Middle and High School Robotics Grant Function	847,093	1,151,054	1,000,000	(151,054)	(13.12)	
Symphony in Education Program Function	100,000	100,000	100,000	0	0.00	
Early Childhood Classroom Assessment Function	2,613,561	2,994,176	2,750,000	(244,176)	(8.16)	
Computer Science for Alabama Program Function	829	0	0	0	.....	
High Needs Special Education Grant Program Function	7,312	0	0	0	.....	
Coach Safely Initiative Function	700,000	700,000	700,000	0	0.00	
TEAMS Function	1,000,000	0	0	0	.....	
Remote Learning Hub Pilot Function	914,835	4,085,165	2,000,000	(2,085,165)	(51.04)	
Alabama Scholars Bowl TV Show Function	65,000	100,000	100,000	0	0.00	
Vaping Education Program Function	100,000	150,000	150,000	0	0.00	
Student Botanical Pilot Project Function	0	300,000	300,000	0	0.00	
Teacher Recruitment and Placement Function	0	800,000	1,000,000	200,000	25.00	
COVID-19 Pandemic Function	483,615,802	891,402,900	891,202,587	(200,313)	(0.02)	
ARPA Function	340,323,532	2,073,112,863	2,073,399,501	286,638	0.01	
Special Education Certified Behavior Analyst Program Function	0	8,500,000	8,500,000	0	0.00	
Education Teacher Incentive Stipend Function	0	0	68,000,000	68,000,000	.....	
<b>TOTAL</b>	<b>2,264,540,370</b>	<b>4,350,408,335</b>	<b>4,404,051,794</b>	<b>53,643,459</b>	<b>1.23</b>	
<b>ADMINISTRATIVE SERVICES PROGRAM</b>						
Alabama Holocaust Commission Function	95,000	95,000	95,000	0	0.00	
Operations and Maintenance Function	49,293,699	94,271,018	95,287,560	1,016,542	1.08	
Local Financial Assistance Function	329,170	2,678	0	(2,678)	(100.00)	
At Risk O and M Function	5,904,565	12,882,227	12,040,633	(841,594)	(6.53)	
Reading Initiatives Operations and Maintenance Function	75,026,064	102,490,464	105,239,601	2,749,137	2.68	
Children's Eye Screening Function	2,946,460	2,896,460	2,896,460	0	0.00	
Tenure Arbitration Costs Function	2,598	425,027	200,000	(225,027)	(52.94)	
Governor's High Hopes Function	3,906,196	0	0	0	.....	
Math/Science/Technology Initiative Function	30,273,396	48,326,702	51,299,318	2,972,616	6.15	
Teacher/Student Testing Function	16,671,418	24,218,539	25,105,117	886,578	3.66	
Preschool Program Function	6,732	0	0	0	.....	
State Charter School Commission Function	228,169	759,985	400,000	(359,985)	(47.37)	
Military Child Support Plan Function	800,000	800,000	1,400,000	600,000	75.00	
Disability Determination S S Function	1,350	0	0	0	.....	
Distance Learning Function	20,799,838	21,176,438	26,175,768	4,999,330	23.61	
English as a Second Language Function	14,155,334	16,155,334	17,155,334	1,000,000	6.19	

**STATE DEPARTMENT OF EDUCATION**

	Actual 2022	Budgeted 2023	Requested 2024	Increase/(Decrease)		Governor's Recommendation 2024
				From Prior Year		
				Amount	Percent	
Advanced Placement Function	9,420,001	11,422,899	13,421,179	1,998,280	17.49	
Catastrophic Special Education Function	0	231,125	0	(231,125)	(100.00)	
Arts Education Function	1,233,361	1,969,035	3,000,000	1,030,965	52.36	
Children's First Trust Fund Function	1,577,702	5,583,040	3,050,000	(2,533,040)	(45.37)	
Juvenile Probation Officers Function	0	750,000	750,000	0	0.00	
Computer Science for Alabama Program Function	1,162,743	5,199,053	3,750,000	(1,449,053)	(27.87)	
CLAS Certified Instructional Leader Program Function	548,000	548,000	548,000	0	0.00	
School Safety Function	0	250,000	0	(250,000)	(100.00)	
School Safety Security and Climate Program Function	8,183,313	10,920,855	112,360,000	101,439,145	928.86	
High Needs Special Education Grant Program Function	10,299,373	28,630,474	17,400,000	(11,230,474)	(39.23)	
Certified Academic Language Therapist Stipend Program Function	600,000	600,000	600,000	0	0.00	
New Schools for Alabama Function	400,000	400,000	400,000	0	0.00	
Woolley Institute for Spoken Language Education Function	535,000	610,000	610,000	0	0.00	
Special Education Licensed Interpreters Deaf/HOH Teachers Function	3,641,588	13,358,412	8,500,000	(4,858,412)	(36.37)	
Governor's Mathematics Education Coaching Corps Function	6,695	5,000,000	5,000,000	0	0.00	
Teach Grant Program for Underperforming Schools Function	0	5,439,463	0	(5,439,463)	(100.00)	
Underperforming Schools Function	0	10,000,000	0	(10,000,000)	(100.00)	
Online High-Speed Teacher Certification Portal Function	0	450,000	450,000	0	0.00	
Certified Academic Language Practitioner Stipend Program Function	0	0	600,000	600,000	.....	
Extended Learning Opportunities Function	0	0	1,500,000	1,500,000	.....	
Office of School Improvement Function	0	0	950,000	950,000	.....	
Office of Specialized Treatment Center Function	0	0	800,000	800,000	.....	
Principal Development Function	0	0	7,000,000	7,000,000	.....	
<b>TOTAL</b>	<b>258,047,765</b>	<b>425,862,228</b>	<b>517,983,970</b>	<b>92,121,742</b>	<b>21.63</b>	
<b>ALABAMA SCIENCE IN MOTION PROGRAM</b>						
Support of Other Educational Activities Function	1,600,408	2,583,796	3,583,796	1,000,000	38.70	
<b>TOTAL</b>	<b>1,600,408</b>	<b>2,583,796</b>	<b>3,583,796</b>	<b>1,000,000</b>	<b>38.70</b>	
<b>GIFTED STUDENTS PROGRAM</b>						
Gifted Students Function	4,875,000	9,850,000	19,850,000	10,000,000	101.52	
<b>TOTAL</b>	<b>4,875,000</b>	<b>9,850,000</b>	<b>19,850,000</b>	<b>10,000,000</b>	<b>101.52</b>	
<b>READING IS FUNDAMENTAL PROGRAM</b>						
Reading Is Fundamental Function	0	60,000	30,000	(30,000)	(50.00)	
<b>TOTAL</b>	<b>0</b>	<b>60,000</b>	<b>30,000</b>	<b>(30,000)</b>	<b>(50.00)</b>	
<b>LIABILITY INSURANCE PROGRAM</b>						
Liability Insurance Program Function	10,000,000	12,500,000	12,500,000	0	0.00	
<b>TOTAL</b>	<b>10,000,000</b>	<b>12,500,000</b>	<b>12,500,000</b>	<b>0</b>	<b>0.00</b>	
<b>AMERICAN VILLAGE PROGRAM</b>						
American Village Function	375,000	1,275,000	375,000	(900,000)	(70.59)	
<b>TOTAL</b>	<b>375,000</b>	<b>1,275,000</b>	<b>375,000</b>	<b>(900,000)</b>	<b>(70.59)</b>	

**STATE DEPARTMENT OF EDUCATION**

	Actual 2022	Budgeted 2023	Requested 2024	Increase/(Decrease)		Governor's Recommendation 2024
				From Prior Year		
				Amount	Percent	
<b>FUTURE TEACHERS OF ALABAMA PROGRAM</b>						
Future Teachers of Alabama Function	16,500	733,500	2,250,000	1,516,500	206.75	
<b>TOTAL</b>	<b>16,500</b>	<b>733,500</b>	<b>2,250,000</b>	<b>1,516,500</b>	<b>206.75</b>	
<b>KINDERVISION PROGRAM</b>						
Kindervision Function	100,000	200,000	200,000	0	0.00	
<b>TOTAL</b>	<b>100,000</b>	<b>200,000</b>	<b>200,000</b>	<b>0</b>	<b>0.00</b>	
<b>DISABILITY DETERMINATION FOR SOCIAL SECURITY PROGRAM</b>						
Disability Determination Function	56,975,474	104,384,122	105,244,455	860,333	0.82	
COVID-19 Pandemic Function	43,080	0	0	0	.....	
<b>TOTAL</b>	<b>57,018,554</b>	<b>104,384,122</b>	<b>105,244,455</b>	<b>860,333</b>	<b>0.82</b>	
<b>TOTAL EXPENDITURES</b>	<b>2,596,573,597</b>	<b>4,907,856,981</b>	<b>5,066,069,015</b>	<b>158,212,034</b>	<b>3.22</b>	<b>4,907,523,166</b>
<b>STATE DEPARTMENT OF EDUCATION SUMMARY</b>						
Personnel Costs	53,664,710	62,833,406	60,332,062	(2,501,344)	(3.98)	
Employee Benefits	18,343,979	20,746,267	21,421,616	675,349	3.26	
Travel - In-State	1,672,464	22,201,755	22,182,755	(19,000)	(0.09)	
Travel - Out-of-State	602,383	1,754,557	1,754,557	0	0.00	
Repairs and Maintenance	210,332	327,659	327,659	0	0.00	
Rentals and Leases	7,355,642	9,839,529	9,834,529	(5,000)	(0.05)	
Utilities and Communication	904,157	2,432,034	2,432,034	0	0.00	
Professional Fees and Services	79,302,589	101,997,568	102,139,568	142,000	0.14	
Supplies/Materials/Operating Expenses	30,871,677	96,302,837	96,293,837	(9,000)	(0.01)	
Transportation Equipment Operations	51,166	61,791	40,791	(21,000)	(33.99)	
Grants and Benefits	2,389,826,926	4,579,892,869	4,739,366,898	159,474,029	3.48	
Capital Outlay	180,956	4,651,504	4,651,504	0	0.00	
Transportation Equipment Purchases	104,918	1,188,587	1,188,587	0	0.00	
Other Equipment Purchases	13,481,698	3,626,618	4,102,618	476,000	13.13	
<b>TOTAL EXPENDITURES</b>	<b>2,596,573,597</b>	<b>4,907,856,981</b>	<b>5,066,069,015</b>	<b>158,212,034</b>	<b>3.22</b>	<b>4,907,523,166</b>
<b>Total Number of Employees</b>	<b>732.92</b>	<b>859.75</b>	<b>761.25</b>	<b>(98.50)</b>	<b>(11.46)</b>	
<b>SOURCE OF FUNDS:</b>						
Education Trust Fund	324,931,168	528,524,084	685,265,969	156,741,885	29.66	527,720,120
Education Trust Fund - Transfer - Technology Fund	1,600,408	2,583,796	3,583,796	1,000,000	38.70	2,583,796
ETF Advancement & Technology Fund	205,722,699	0	0	0	.....	0
Driver Education and Training Fund	947,645	5,144,570	5,145,634	1,064	0.02	5,145,634
Department of Education Fund	2,000,247,773	4,236,005,814	4,236,188,261	182,447	0.00	4,236,188,261
Special Education Catastrophic Fund	862,252	5,000,000	5,000,000	0	0.00	5,000,000
Governor's Emergency Education Relief Fund	61,493,422	85,702,937	85,702,937	0	0.00	85,702,937
American Rescue Plan - Emergency Assistance to Non-Public Schools	768,230	44,895,780	45,182,418	286,638	0.64	45,182,418
<b>Total Funds</b>	<b>2,596,573,597</b>	<b>4,907,856,981</b>	<b>5,066,069,015</b>	<b>158,212,034</b>	<b>3.22</b>	<b>4,907,523,166</b>

**AGENCY DESCRIPTION:** Administrative Services: Provides for the management, planning, execution, and control of the services to all program areas of elementary and secondary education, disability determination for social security, and the state board of education. Disability Determination for Social Security: Processes applications for disability benefits under Social Security which result in financial benefits to Alabamians.

**LOCAL BOARDS OF EDUCATION  
FOUNDATION PROGRAM AND PUBLIC SCHOOL FUND FOR K-12  
STATE BOARD OF EDUCATION**

	Actual 2022	Budgeted 2023	Requested 2024	Increase/(Decrease) From Prior Year		Governor's Recommendation 2024
				Amount	Percent	
Unencumbered Balance Brought Forward	118,732,547	154,103,925	154,103,925	0	0.00	154,103,925
<b>RECEIPTS:</b>						
Federal and Local Funds:						
Local Funds - 10 Mills	654,986,080	687,156,500	721,894,835	34,738,335	5.06	714,958,840
Local Funds - Capital Purchase	29,552,370	36,084,125	38,783,186	2,699,061	7.48	35,835,042
State Funds:						
Education Trust Fund - Transfer - TEAMS Fund	50,000,000	80,000,000	80,000,000	0	0.00	80,000,000
Public School Fund	233,884,839	215,532,864	215,532,864	0	0.00	215,532,864
Education Trust Fund	4,571,106,720	4,769,559,496	5,391,741,997	622,182,501	13.04	5,043,866,209
Education Trust Fund - Reversion Reappropriated	5,722,146	8,578,769	0	(8,578,769)	(100.00)	0
<b>TOTAL RECEIPTS</b>	<b>5,545,252,155</b>	<b>5,796,911,754</b>	<b>6,447,952,882</b>	<b>651,041,128</b>	<b>11.23</b>	<b>6,090,192,955</b>
<b>TOTAL AVAILABLE</b>	<b>5,663,984,702</b>	<b>5,951,015,679</b>	<b>6,602,056,807</b>	<b>651,041,128</b>	<b>10.94</b>	<b>6,244,296,880</b>
<b>LESS: EXPENDITURES</b>	<b>5,501,302,008</b>	<b>5,796,911,754</b>	<b>6,447,952,882</b>	<b>651,041,128</b>	<b>11.23</b>	<b>6,090,192,955</b>
<b>REVERSION TO EDUCATION TRUST FUND</b>	<b>8,578,769</b>	<b>0</b>	<b>0</b>	<b>0</b>	<b>.....</b>	<b>0</b>
Balance Unencumbered	154,103,925	154,103,925	154,103,925	0	0.00	154,103,925
<b>SUMMARY BUDGET REQUEST</b>						
<b>PROGRAMS AND PROGRAM FUNCTIONS</b>						
<b>AT-RISK STUDENT PROGRAM</b>						
Local Financial Assistance Function	19,695,170	21,139,555	45,967,734	24,828,179	117.45	
<b>TOTAL</b>	<b>19,695,170</b>	<b>21,139,555</b>	<b>45,967,734</b>	<b>24,828,179</b>	<b>117.45</b>	
<b>FOUNDATION PROGRAM</b>						
Local Financial Assistance Function	4,905,921,846	5,183,102,651	5,697,198,067	514,095,416	9.92	
<b>TOTAL</b>	<b>4,905,921,846</b>	<b>5,183,102,651</b>	<b>5,697,198,067</b>	<b>514,095,416</b>	<b>9.92</b>	
<b>TRANSPORTATION PROGRAM</b>						
Local Financial Assistance Function	381,007,959	405,738,968	533,090,290	127,351,322	31.39	
<b>TOTAL</b>	<b>381,007,959</b>	<b>405,738,968</b>	<b>533,090,290</b>	<b>127,351,322</b>	<b>31.39</b>	
<b>BOARD OF ADJUSTMENT PROGRAM</b>						
Local Financial Assistance Function	549,090	1,127,485	750,800	(376,685)	(33.41)	
<b>TOTAL</b>	<b>549,090</b>	<b>1,127,485</b>	<b>750,800</b>	<b>(376,685)</b>	<b>(33.41)</b>	
<b>ENDOWMENT INTEREST PROGRAM</b>						
Local Financial Assistance Function	532,864	532,864	532,864	0	0.00	
<b>TOTAL</b>	<b>532,864</b>	<b>532,864</b>	<b>532,864</b>	<b>0</b>	<b>0.00</b>	
<b>SCHOOL NURSES PROGRAM</b>						
School Nurses Function	40,575,763	49,677,069	60,000,000	10,322,931	20.78	
<b>TOTAL</b>	<b>40,575,763</b>	<b>49,677,069</b>	<b>60,000,000</b>	<b>10,322,931</b>	<b>20.78</b>	
<b>INFORMATION TECHNOLOGY SERVICES PROGRAM</b>						
Technology Coordinators Function	12,451,084	20,513,127	20,413,127	(100,000)	(0.49)	
<b>TOTAL</b>	<b>12,451,084</b>	<b>20,513,127</b>	<b>20,413,127</b>	<b>(100,000)</b>	<b>(0.49)</b>	
<b>CAREER TECH O &amp; M PROGRAM</b>						
Local Financial Assistance Function	7,000,000	8,000,000	10,000,000	2,000,000	25.00	
<b>TOTAL</b>	<b>7,000,000</b>	<b>8,000,000</b>	<b>10,000,000</b>	<b>2,000,000</b>	<b>25.00</b>	
<b>TEAMS PROGRAM</b>						
TEAMS Function	38,168,449	80,000,000	80,000,000	0	0.00	
<b>TOTAL</b>	<b>38,168,449</b>	<b>80,000,000</b>	<b>80,000,000</b>	<b>0</b>	<b>0.00</b>	

**LOCAL BOARDS OF EDUCATION  
FOUNDATION PROGRAM AND PUBLIC SCHOOL FUND FOR K-12  
STATE BOARD OF EDUCATION**

	Actual 2022	Budgeted 2023	Requested 2024	Increase/(Decrease) From Prior Year		Governor's Recommendation 2024
				Amount	Percent	
<b>STUDENT GROWTH PROGRAM</b>						
Student Growth Function	0	27,080,035	0	(27,080,035)	(100.00)	
<b>TOTAL</b>	<b>0</b>	<b>27,080,035</b>	<b>0</b>	<b>(27,080,035)</b>	<b>(100.00)</b>	
<b>TEACHER STABILIZATION PROGRAM</b>						
Teacher Stabilization Program Function	95,399,783	0	0	0	.....	
<b>TOTAL</b>	<b>95,399,783</b>	<b>0</b>	<b>0</b>	<b>0</b>	<b>.....</b>	
<b>TOTAL EXPENDITURES</b>	<b>5,501,302,008</b>	<b>5,796,911,754</b>	<b>6,447,952,882</b>	<b>651,041,128</b>	<b>.....</b>	<b>6,090,192,955</b>
<b>STATE BOARD OF EDUCATION SUMMARY</b>						
Professional Fees and Services	7,617,397	9,839,874	9,839,874	0	0.00	
Supplies, Materials, and Operating Expenses	3,668,125	3,500,001	3,500,001	0	0.00	
Grants and Benefits	5,421,222,780	5,715,250,890	6,363,592,957	648,342,067	11.34	
Capital Outlay	29,552,370	36,084,125	38,783,186	2,699,061	7.48	
Debt Service	532,864	532,864	532,864	0	0.00	
Miscellaneous	38,708,472	31,704,000	31,704,000	0	0.00	
<b>TOTAL EXPENDITURES</b>	<b>5,501,302,008</b>	<b>5,796,911,754</b>	<b>6,447,952,882</b>	<b>651,041,128</b>	<b>11.23</b>	<b>6,090,192,955</b>
Total Number of Employees	0.00	0.00	0.00	0.00	.....	
<b>SOURCE OF FUNDS:</b>						
Education Trust Fund	4,568,250,097	4,778,138,265	5,391,741,997	613,603,732	12.84	5,043,866,209
Public School Fund	210,345,012	215,532,864	215,532,864	0	0.00	215,532,864
Education Trust Fund - Transfer - TEAMS Fund	38,168,449	80,000,000	80,000,000	0	0.00	80,000,000
Local Funds - 10 Mills	654,986,080	687,156,500	721,894,835	34,738,335	5.06	714,958,840
Local Funds - Capital Purchase	29,552,370	36,084,125	38,783,186	2,699,061	7.48	35,835,042
<b>Total Funds</b>	<b>5,501,302,008</b>	<b>5,796,911,754</b>	<b>6,447,952,882</b>	<b>651,041,128</b>	<b>11.23</b>	<b>6,090,192,955</b>

**AGENCY DESCRIPTION:** To provide a state system of education which is committed to academic excellence and which provides education of the highest quality to all Alabama students, preparing them for the 21st century.

**Foundation Program Components:**

Library Enhancement Per Teacher Unit	\$ 157.72	\$ 157.72	\$ 157.72	\$ 0.00	0.00 %	\$ 157.72
Classroom Materials and Supplies Per Unit	\$ 700.00	\$ 900.00	\$ 900.00	\$ 0.00	0.00 %	\$ 1,000.00
Technology Per Teacher Unit	\$ 500.00	\$ 500.00	\$ 500.00	\$ 0.00	0.00 %	\$ 500.00
Professional Development	\$ 100.00	\$ 100.00	\$ 100.00	\$ 0.00	0.00 %	\$ 100.00
Textbooks Per Pupil	\$ 75.00	\$ 75.00	\$ 75.00	\$ 0.00	0.00 %	\$ 75.00
Leave Days	7	7	7	0	0.00 %	7
Leave Pay for Teachers	\$ 95.00	\$ 120.00	\$ 120.00	\$ 0.00	0.00 %	\$ 120.00
Contract Days for Teachers	187	187	187	0	0.00 %	187
Local Required Millage	10	10	10	0	0.00 %	10
Other Current Expense Per Teacher Unit	\$ 20,702.00	\$ 21,175.00	\$ 20,521.00	\$ -654.00	(3.09) %	\$ 23,388.00
Fleet Renewal Per Bus	\$ 7,581.00	\$ 7,581.00	\$ 11,843.00	\$ 4,262.00	56.22 %	\$ 7,581.00
Total Foundation Program Units	46,846.96	47,177.54	53,541.45	6,363.91	13.49 %	\$ 47,342.86
Average Daily Membership	719,845.40	723,670.03	726,468.93	2,798.90	0.39 %	\$ 726,266.93

**ALABAMA EDUCATIONAL TELEVISION COMMISSION**

	Actual 2022	Budgeted 2023	Requested 2024	Increase/(Decrease)		Governor's Recommendation 2024
				From Prior Year		
				Amount	Percent	
Unencumbered Balance Brought Forward	2,286,485	1,424,253	1,424,253	0	0.00	1,424,253
<b>RECEIPTS:</b>						
Federal and Other Funds	634,418	1,629,789	1,774,000	144,211	8.85	1,774,000
State Funds:						
Education Trust Fund	9,461,713	11,935,169	12,385,940	450,771	3.78	9,635,064
Education Trust Fund - Supplemental Appropriation	1,000,000	0	0	0	.....	0
Education Trust Fund - Reversion Reappropriated	2,204,044	3,951,253	0	(3,951,253)	(100.00)	0
State General Fund - Supplemental Appropriation	500,000	0	0	0	.....	0
State General Fund - Reversion Reappropriated	0	500,000	0	(500,000)	(100.00)	0
<b>TOTAL RECEIPTS</b>	<b>13,800,175</b>	<b>18,016,211</b>	<b>14,159,940</b>	<b>(3,856,271)</b>	<b>(21.40)</b>	<b>11,409,064</b>
<b>TOTAL AVAILABLE</b>	<b>16,086,660</b>	<b>19,440,464</b>	<b>15,584,193</b>	<b>(3,856,271)</b>	<b>(19.84)</b>	<b>12,833,317</b>
<b>LESS: EXPENDITURES</b>	<b>10,211,154</b>	<b>18,016,211</b>	<b>14,159,940</b>	<b>(3,856,271)</b>	<b>(21.40)</b>	<b>11,409,064</b>
REVERSION TO EDUCATION TRUST FUND	3,951,253	0	0	0	.....	0
REVERSION TO STATE GENERAL FUND	500,000	0	0	0	.....	0
Balance Unencumbered	1,424,253	1,424,253	1,424,253	0	0.00	1,424,253
<b>SUMMARY BUDGET REQUEST</b>						
<b>PROGRAMS AND PROGRAM FUNCTIONS</b>						
<b>EDUCATIONAL TELEVISION SERVICES PROGRAM</b>						
Programming Function	10,211,154	18,016,211	14,159,940	(3,856,271)	(21.40)	
<b>TOTAL</b>	<b>10,211,154</b>	<b>18,016,211</b>	<b>14,159,940</b>	<b>(3,856,271)</b>	<b>(21.40)</b>	
<b>TOTAL EXPENDITURES</b>	<b>10,211,154</b>	<b>18,016,211</b>	<b>14,159,940</b>	<b>(3,856,271)</b>	<b>(21.40)</b>	<b>11,409,064</b>
<b>ALABAMA EDUCATIONAL TELEVISION COMMISSION SUMMARY</b>						
Personnel Costs	2,410,605	2,678,684	2,758,628	79,944	2.98	
Employee Benefits	928,519	1,068,323	1,075,133	6,810	0.64	
Travel - In-State	14,938	38,125	45,625	7,500	19.67	
Travel - Out of State	0	0	20,000	20,000	.....	
Repairs and Maintenance	444,417	372,433	265,628	(106,805)	(28.68)	
Rentals and Leases	3,454,560	3,464,109	4,266,316	802,207	23.16	
Utilities and Communication	880,668	957,771	959,772	2,001	0.21	
Professional Fees and Services	294,920	570,672	693,695	123,023	21.56	
Supplies/Materials/Operating Expenses	301,873	450,131	606,062	155,931	34.64	
Transportation Equipment Operations	63,854	108,500	85,000	(23,500)	(21.66)	
Transportation Equipment Purchases	30,960	400,000	140,000	(260,000)	(65.00)	
Other Equipment Purchases	1,385,840	7,907,463	3,244,081	(4,663,382)	(58.97)	
<b>TOTAL EXPENDITURES</b>	<b>10,211,154</b>	<b>18,016,211</b>	<b>14,159,940</b>	<b>(3,856,271)</b>	<b>(21.40)</b>	<b>11,409,064</b>
Total Number of Employees	36.33	41.00	41.00	0.00	0.00	
<b>SOURCE OF FUNDS:</b>						
Education Trust Fund	8,714,504	15,886,422	12,385,940	(3,500,482)	(22.03)	9,635,064
State General Fund	0	500,000	0	(500,000)	(100.00)	0
Federal and Other Funds	1,496,650	1,629,789	1,774,000	144,211	8.85	1,774,000
<b>Total Funds</b>	<b>10,211,154</b>	<b>18,016,211</b>	<b>14,159,940</b>	<b>(3,856,271)</b>	<b>(21.40)</b>	<b>11,409,064</b>

**AGENCY DESCRIPTION:** Network Operations: Provides for the technical operation of the statewide public television network and the microwave system which distributes the signal to the nine stations. News and Public Affairs - Performs all program activities of the AETC generically categorized as news and public affairs. Planning and Development: Responsible for securing non-government funding required for Alabama Educational Television Commission operations. Responsible for fundraising, planning, outreach and promotional activities of Alabama Educational Television Commission. Programming: Provides programming for the nine station public television network including instructional services to Alabama students and adult basic educational programs to Alabama citizens. Public Radio: Operates public radio station WLRH-FM in Huntsville.



**BOARD OF ELECTRICAL CONTRACTORS**

	Actual 2022	Budgeted 2023	Requested 2024	Increase/(Decrease) From Prior Year		Governor's Recommendation 2024
				Amount	Percent	
Unencumbered Balance Brought Forward	84,512	128,691	128,691	0	0.00	128,691
<b>RECEIPTS:</b>						
State Funds:						
Licensing and Examination Fees	825,880	925,000	925,000	0	0.00	925,000
<b>TOTAL RECEIPTS</b>	<b>825,880</b>	<b>925,000</b>	<b>925,000</b>	<b>0</b>	<b>0.00</b>	<b>925,000</b>
<b>TOTAL AVAILABLE</b>	<b>910,392</b>	<b>1,053,691</b>	<b>1,053,691</b>	<b>0</b>	<b>0.00</b>	<b>1,053,691</b>
<b>LESS: EXPENDITURES</b>	<b>781,701</b>	<b>925,000</b>	<b>925,000</b>	<b>0</b>	<b>0.00</b>	<b>925,000</b>
Balance Unencumbered	128,691	128,691	128,691	0	0.00	128,691

SUMMARY BUDGET REQUEST

PROGRAMS AND PROGRAM FUNCTIONS

PROFESSIONAL AND OCCUPATIONAL LICENSING AND REGULATION PROGRAM

Licensing and Regulation of Electrical Contractors

Function	781,701	925,000	925,000	0	0.00	
<b>TOTAL</b>	<b>781,701</b>	<b>925,000</b>	<b>925,000</b>	<b>0</b>	<b>0</b>	
<b>TOTAL EXPENDITURES</b>	<b>781,701</b>	<b>925,000</b>	<b>925,000</b>	<b>0</b>	<b>0.00</b>	<b>925,000</b>

BOARD OF ELECTRICAL CONTRACTORS SUMMARY

Personnel Costs	47,201	55,000	55,000	0	0.00	
Employee Benefits	3,661	20,000	20,000	0	0.00	
Travel - In-State	38,117	40,000	40,000	0	0.00	
Travel - Out-of-State	2,664	16,000	16,000	0	0.00	
Repairs and Maintenance	0	1,000	1,000	0	0.00	
Rentals and Leases	6,359	10,000	10,000	0	0.00	
Utilities and Communication	7,787	10,000	10,000	0	0.00	
Professional Fees and Services	605,488	665,000	673,000	8,000	1.20	
Supplies, Materials, and Operating Expenses	31,613	40,000	40,000	0	0.00	
Transportation Equipment Operations	3,324	60,000	60,000	0	0.00	
Transportation Equipment Purchases	32,500	0	0	0	.....	
Other Equipment Purchases	2,987	8,000	0	(8,000)	(100.00)	
<b>TOTAL EXPENDITURES</b>	<b>781,701</b>	<b>925,000</b>	<b>925,000</b>	<b>0</b>	<b>0.00</b>	<b>925,000</b>
 Total Number of Employees	 0.50	 0.50	 0.50	 0.00	 0.00	

SOURCE OF FUNDS:

Electrical Contractors Board Fund	781,701	925,000	925,000	0	0.00	925,000
<b>Total Funds</b>	<b>781,701</b>	<b>925,000</b>	<b>925,000</b>	<b>0</b>	<b>0.00</b>	<b>925,000</b>

AGENCY DESCRIPTION: Screens, tests, and certifies electrical contractors for their knowledge and ability to install electrical wiring in compliance with local, state and national codes.

**ALABAMA ELECTRONIC SECURITY BOARD OF LICENSURE**

	Actual 2022	Budgeted 2023	Requested 2024	Increase/(Decrease) From Prior Year		Governor's Recommendation 2024
				Amount	Percent	
Unencumbered Balance Brought Forward	572,021	567,549	567,549	0	0.00	567,549
<b>RECEIPTS:</b>						
State Funds:						
Electronic Security Board License Fees	452,646	475,000	475,000	0	0.00	475,000
<b>TOTAL RECEIPTS</b>	<b>452,646</b>	<b>475,000</b>	<b>475,000</b>	<b>0</b>	<b>0.00</b>	<b>475,000</b>
<b>TOTAL AVAILABLE</b>	<b>1,024,667</b>	<b>1,042,549</b>	<b>1,042,549</b>	<b>0</b>	<b>0.00</b>	<b>1,042,549</b>
<b>LESS: EXPENDITURES</b>	<b>457,118</b>	<b>475,000</b>	<b>475,000</b>	<b>0</b>	<b>0.00</b>	<b>475,000</b>
Balance Unencumbered	567,549	567,549	567,549	0	0.00	567,549

SUMMARY BUDGET REQUEST

PROGRAMS AND PROGRAM FUNCTIONS

PROFESSIONAL AND OCCUPATIONAL LICENSING AND REGULATION PROGRAM

Electronic Security Licensing Function	457,118	475,000	475,000	0	0.00	
<b>TOTAL</b>	<b>457,118</b>	<b>475,000</b>	<b>475,000</b>	<b>0</b>	<b>0.00</b>	
<b>TOTAL EXPENDITURES</b>	<b>457,118</b>	<b>475,000</b>	<b>475,000</b>	<b>0</b>	<b>0.00</b>	<b>475,000</b>

ALABAMA ELECTRONIC SECURITY BOARD OF LICENSURE SUMMARY

Travel - In-State	1,559	4,000	4,000	0	0.00	
Professional Fees and Services	453,957	467,400	467,400	0	0.00	
Supplies, Materials, and Operating Expenses	1,602	3,600	3,600	0	0.00	
<b>TOTAL EXPENDITURES</b>	<b>457,118</b>	<b>475,000</b>	<b>475,000</b>	<b>0</b>	<b>0.00</b>	<b>475,000</b>
<b>Total Number of Employees</b>	<b>0.00</b>	<b>0.00</b>	<b>0.00</b>	<b>0.00</b>	<b>.....</b>	

SOURCE OF FUNDS:

Electronic Security Board Fund	457,118	475,000	475,000	0	0.00	475,000
<b>Total Funds</b>	<b>457,118</b>	<b>475,000</b>	<b>475,000</b>	<b>0</b>	<b>0.00</b>	<b>475,000</b>

AGENCY DESCRIPTION: Regulates the electronic security interest in Alabama. Monitors residential properties in the state, screens, tests, and certifies persons and companies that are installing monitoring devices.

**EMERGENCY MANAGEMENT AGENCY**

	Actual 2022	Budgeted 2023	Requested 2024	Increase/(Decrease)		Governor's Recommendation 2024
				From Prior Year		
				Amount	Percent	
Unencumbered Balance Brought Forward	959,579	937,635	0	(937,635)	(100.00)	0
<b>RECEIPTS:</b>						
Federal and Local Funds:						
Federal Funds	201,364,316	131,752,114	160,570,813	28,818,699	21.87	160,570,813
State Funds:						
State General Fund	5,749,782	6,023,587	9,903,663	3,880,076	64.41	7,097,002
State General Fund - FEMA Match	1,944,264	1,092,653	5,760,099	4,667,446	427.17	5,760,099
State General Fund - Transfer - Local EMA Assistance	420,000	420,000	420,000	0	0.00	420,000
State General Fund - Reversion Reappropriated	86	315,133	0	(315,133)	(100.00)	0
State General Fund - Retiree Bonus	0	23,521	0	(23,521)	(100.00)	0
State General Fund - COLA	72,914	104,308	0	(104,308)	(100.00)	0
<b>TOTAL RECEIPTS</b>	<b>209,551,362</b>	<b>139,731,316</b>	<b>176,654,575</b>	<b>36,923,259</b>	<b>26.42</b>	<b>173,847,914</b>
<b>TOTAL AVAILABLE</b>	<b>210,510,941</b>	<b>140,668,951</b>	<b>176,654,575</b>	<b>35,985,624</b>	<b>25.58</b>	<b>173,847,914</b>
<b>LESS: EXPENDITURES</b>	<b>208,690,580</b>	<b>140,668,951</b>	<b>176,654,575</b>	<b>35,985,624</b>	<b>25.58</b>	<b>173,847,914</b>
<b>REVERSION TO STATE GENERAL FUND</b>	<b>882,726</b>	<b>0</b>	<b>0</b>	<b>0</b>	<b>.....</b>	
<b>Balance Unencumbered</b>	<b>937,635</b>	<b>0</b>	<b>0</b>	<b>0</b>	<b>.....</b>	<b>0</b>

SUMMARY BUDGET REQUEST

PROGRAMS AND PROGRAM FUNCTIONS

READINESS AND RECOVERY PROGRAM

Civil and Natural Protection Function	4,056,697	12,441,384	21,083,441	8,642,057	69.46	
Administration Function	9,880,083	16,902,168	22,295,487	5,393,319	31.91	
2011 April Tornados Function	2,691,192	5,064,172	3,892,637	(1,171,535)	(23.13)	
May 2014 Storms Function	422,175	413,454	376,228	(37,226)	(9.00)	
December 2015 Flooding Function	1,203,149	4,387,637	4,698,362	310,725	7.08	
Hurricane Nate 2017 Function	2,564	541,367	603,422	62,055	11.46	
Tornado March 2018 Function	1,490,376	10,044,549	11,003,558	959,009	9.55	
Hurricane Michael Function	310,542	1,079,124	739,312	(339,812)	(31.49)	
Flooding February 2019 Function	981,956	808,409	1,237,036	428,627	53.02	
Severe Weather March 2019 Function	34,090	394,209	497,544	103,335	26.21	
Flooding February 2020 Function	2,482,394	6,254,401	8,505,059	2,250,658	35.99	
COVID-19 Pandemic Function	6,263,038	4,994,964	3,335,531	(1,659,433)	(33.22)	
2020 Storms Function	1,618,851	5,382,523	1,644,542	(3,737,981)	(69.45)	
2020 Flooding Function	1,252,127	7,085,798	3,128,840	(3,956,958)	(55.84)	
Hurricane Sally 2020 Function	134,799,758	40,660,091	60,573,163	19,913,072	48.97	
Hurricane Zeta Function	34,114,108	11,853,719	23,641,646	11,787,927	99.44	
March 2021 Storms Function	7,060,610	6,498,344	5,476,149	(1,022,195)	(15.73)	
ARPA Function	0	1,636,626	1,636,633	7	0.00	
Flash Flood October 2021 Function	26,870	4,226,012	2,285,985	(1,940,027)	(45.91)	
<b>TOTAL</b>	<b>208,690,580</b>	<b>140,668,951</b>	<b>176,654,575</b>	<b>35,985,624</b>	<b>25.58</b>	
<b>TOTAL EXPENDITURES</b>	<b>208,690,580</b>	<b>140,668,951</b>	<b>176,654,575</b>	<b>35,985,624</b>	<b>0.2558</b>	<b>173,847,914</b>

EMERGENCY MANAGEMENT AGENCY SUMMARY

**EMERGENCY MANAGEMENT AGENCY**

	Actual 2022	Budgeted 2023	Requested 2024	Increase/(Decrease)		Governor's Recommendation 2024
				From Prior Year		
				Amount	Percent	
Personnel Costs	5,312,675	7,395,046	8,717,933	1,322,887	17.89	
Employee Benefits	2,147,469	4,132,169	5,620,250	1,488,081	36.01	
Travel - In-State	88,722	72,565	150,000	77,435	106.71	
Travel - Out-of-State	124,636	98,194	175,001	76,807	78.22	
Repairs and Maintenance	359,365	239,961	451,959	211,998	88.35	
Rentals and Leases	14,235	5,494	105,769	100,275	1,825.17	
Utilities and Communication	707,896	708,415	743,835	35,420	5.00	
Professional Fees and Services	917,677	735,848	1,772,640	1,036,792	140.90	
Supplies, Materials, and Operating Expenses	1,065,928	940,231	1,069,742	129,511	13.77	
Transportation Equipment Operations	243,566	139,678	146,662	6,984	5.00	
Grants and Benefits	197,086,544	123,766,783	154,359,088	30,592,305	24.72	
Capital Outlay	10,452	1,752,728	2,340,365	587,637	33.53	
Transportation Equipment Purchases	72,168	319,429	515,401	195,972	61.35	
Other Equipment Purchases	539,247	362,410	485,930	123,520	34.08	
<b>TOTAL EXPENDITURES</b>	<b>208,690,580</b>	<b>140,668,951</b>	<b>176,654,575</b>	<b>35,985,624</b>	<b>25.58</b>	<b>173,847,914</b>
<b>Total Number of Employees</b>	<b>87.65</b>	<b>116.00</b>	<b>130.00</b>	<b>14.00</b>	<b>12.07</b>	
<b>SOURCE OF FUNDS:</b>						
State General Fund	5,507,649	6,466,549	9,903,663	3,437,114	53.15	7,097,002
State General Fund -Transfer -Local EMA Assistance	171,563	420,000	420,000	0	0.00	420,000
State General Fund - FEMA Match	1,376,671	1,092,653	5,760,099	4,667,446	427.17	5,760,099
Federal Funds	201,634,697	132,689,749	160,570,813	27,881,064	21.01	160,570,813
<b>Total Funds</b>	<b>208,690,580</b>	<b>140,668,951</b>	<b>176,654,575</b>	<b>35,985,624</b>	<b>25.58</b>	<b>173,847,914</b>

AGENCY DESCRIPTION: Readiness And Recovery: Conducts operations for preparedness, response, and recovery for disasters and emergencies. Provides training, program supervision, response, and resource support to 67 counties. Prepares state plan for comprehensive statewide emergency preparedness and response posture that includes all major hazards that threaten lives and property. Develops, coordinates, and maintains statewide RADEF program. Readiness And Recovery – FEMA: Directs and administers federal and state declared disaster response and recovery.

**EMPLOYEE SUGGESTION INCENTIVES AWARDS BOARD**

	Actual 2022	Budgeted 2023	Requested 2024	Increase/(Decrease) From Prior Year		Governor's Recommendation 2024
				Amount	Percent	
Unencumbered Balance Brought Forward	0	0	0	0	.....	0
<b>RECEIPTS:</b>						
State General Fund	9,500	9,500	9,500	0	0.00	9,500
State General Fund - Reversion Reappropriated	34,589	44,089	0	(44,089)	(100.00)	0
<b>TOTAL RECEIPTS</b>	<b>44,089</b>	<b>53,589</b>	<b>9,500</b>	<b>(44,089)</b>	<b>(82.27)</b>	<b>9,500</b>
<b>TOTAL AVAILABLE</b>	<b>44,089</b>	<b>53,589</b>	<b>9,500</b>	<b>(44,089)</b>	<b>(82.27)</b>	<b>9,500</b>
LESS: EXPENDITURES	0	53,589	9,500	(44,089)	(82.27)	9,500
REVERSION TO STATE GENERAL FUND	44,089	0	0	0	.....	0
Balance Unencumbered	0	0	0	0	.....	0
<b><u>SUMMARY BUDGET REQUEST</u></b>						
<b>PROGRAMS AND PROGRAM FUNCTIONS</b>						
<b>EMPLOYEE SUGGESTION INCENTIVES AWARDS BOARD SUMMARY</b>						
Personnel Costs	0	42,873	7,600	(35,273)	(82.27)	
Employee Benefits	0	10,716	1,900	(8,816)	(82.27)	
<b>TOTAL EXPENDITURES</b>	<b>0</b>	<b>53,589</b>	<b>9,500</b>	<b>(44,089)</b>	<b>(82.27)</b>	<b>9,500</b>
Total Number of Employees	0.00	0.00	0.00	0.00	.....	
<b>SOURCE OF FUNDS:</b>						
State General Fund	0	53,589	9,500	(44,089)	(82.27)	9,500
<b>Total Funds</b>	<b>0</b>	<b>53,589</b>	<b>9,500</b>	<b>(44,089)</b>	<b>(82.27)</b>	<b>9,500</b>

**STATE BOARD OF LICENSURE FOR PROFESSIONAL ENGINEERS AND LAND SURVEYORS**

	Actual 2022	Budgeted 2023	Requested 2024	Increase/(Decrease)		Governor's Recommendation 2024
				From Prior Year		
				Amount	Percent	
Unencumbered Balance Brought Forward	1,176,589	2,056,757	515,437	(1,541,320)	(74.94)	515,437
<b>RECEIPTS:</b>						
State Funds:						
Administrative Penalties	12,060	20,000	20,000	0	0.00	20,000
Professional Engineers and Land Surveyors Fees	2,575,734	562,070	2,700,000	2,137,930	380.37	2,700,000
<b>TOTAL RECEIPTS</b>	<b>2,587,794</b>	<b>582,070</b>	<b>2,720,000</b>	<b>2,137,930</b>	<b>3.8037</b>	<b>2,720,000</b>
<b>TOTAL AVAILABLE</b>	<b>3,764,383</b>	<b>2,638,827</b>	<b>3,235,437</b>	<b>596,610</b>	<b>22.61</b>	<b>3,235,437</b>
<b>LESS: EXPENDITURES</b>	<b>1,219,384</b>	<b>2,123,390</b>	<b>2,219,248</b>	<b>95,858</b>	<b>4.51</b>	<b>2,219,248</b>
TRANSFER TO STATE GENERAL FUND	488,242	0	0	0	.....	0
Balance Unencumbered	2,056,757	515,437	1,016,189	500,752	0.181	1,016,189

SUMMARY BUDGET REQUEST

PROGRAMS AND PROGRAM FUNCTIONS

PROFESSIONAL AND OCCUPATIONAL LICENSING AND REGULATION PROGRAM

Regulation for Engineers and Land Surveyors

Function	1,219,384	2,123,390	2,219,248	95,858	4.51	
<b>TOTAL</b>	<b>1,219,384</b>	<b>2,123,390</b>	<b>2,219,248</b>	<b>95,858</b>	<b>4.51</b>	
<b>TOTAL EXPENDITURES</b>	<b>1,219,384</b>	<b>2,123,390</b>	<b>2,219,248</b>	<b>95,858</b>	<b>0.83</b>	<b>2,219,248</b>

STATE BOARD OF LICENSURE FOR PROFESSIONAL ENGINEERS AND LAND SURVEYORS SUMMARY

Personnel Costs	484,087	776,962	838,813	61,851	7.96	
Employee Benefits	134,519	211,148	245,155	34,007	16.11	
Travel - In-State	22,017	60,000	60,000	0	0.00	
Travel - Out-of-State	49,372	60,000	60,000	0	0.00	
Repairs and Maintenance	3,043	36,000	36,000	0	0.00	
Rentals and Leases	125,422	167,500	167,500	0	0.00	
Utilities and Communication	37,786	60,000	60,000	92	0.15	
Professional Fees and Services	291,346	430,000	430,000	0	0.00	
Supplies/Materials/Operating Expenses	57,104	236,780	221,780	(15,000)	(6.33)	
Transportation Equipment Operations	4,890	20,000	20,000	0	0.00	
Transportation Equipment Purchases	0	35,000	50,000	15,000	42.86	
Other Equipment Purchases	9,798	30,000	30,000	0	0.00	
<b>TOTAL EXPENDITURES</b>	<b>1,219,384</b>	<b>2,123,390</b>	<b>2,219,248</b>	<b>95,858</b>	<b>4.51</b>	<b>2,219,248</b>
<b>Total Number of Employees</b>	<b>10.00</b>	<b>11.00</b>	<b>12.00</b>	<b>1.00</b>	<b>9.09</b>	

SOURCE OF FUNDS:

Professional Engineers Fund	1,219,384	2,123,390	2,219,248	95,858	4.51	2,219,248
<b>Total Funds</b>	<b>1,219,384</b>	<b>2,123,390</b>	<b>2,219,248</b>	<b>95,858</b>	<b>0.0451</b>	<b>2,219,248</b>

AGENCY DESCRIPTION: Receives complaints; authorizes and directs investigations; holds hearings; takes disciplinary action against registrants, if warranted; and seeks injunctive action against non-registrants. Receives and processes applications; reviews and denies or approves certifications and/or registration. Examines candidates in the Fundamentals of Engineering, Principles and Practice of Engineering, Fundamentals of Land Surveying, Principles and Practice of Land Surveying, and Alabama Land Surveying History and Law. Receives and processes applications for Renewal of Certification or Registration and renewals of Certificates of Authorization required of companies. Maintains current address and business affiliation file.

**DEPARTMENT OF ENVIRONMENTAL MANAGEMENT**

	Actual 2022	Budgeted 2023	Requested 2024	Increase/(Decrease)		Governor's Recommendation 2024
				From Prior Year		
				Amount	Percent	
Unencumbered Balance Brought Forward	36,206,651	32,441,263	32,441,263	0	0.00	32,441,263
Investments Balance Brought Forward	32,208,760	32,263,462	31,359,328	(904,134)	(2.80)	31,359,328
<b>RECEIPTS:</b>						
<b>Federal and Local Funds:</b>						
DW Federal Grant	766,686	0	0	0	.....	
Federal Grants - Public Water SRF	25,161,648	12,000,000	112,000,000	100,000,000	833.33	112,000,000
Federal Grants - Clean Water SRF	24,531,445	25,943,484	50,943,484	25,000,000	96.36	50,943,484
Transfers to CW SRF Master Account	34,611,846	0	0	0	.....	0
Federal Grants	17,894,489	23,673,800	23,673,800	0	0.00	23,673,800
ARPA	5,207,000	0	0	0	.....	0
BP RESTORE Recovery	116,879	5,000,000	3,000,000	(2,000,000)	(40.00)	3,000,000
<b>State Funds:</b>						
State General Fund - Transfer	4,000,000	12,315,651	27,938,186	15,622,535	126.85	24,482,935
State General Fund - Transfer- Supplemental Appropriation	7,377,000	0	0	0	.....	0
State General Fund - Transfer - COLA	11,600	12,276	0	(12,276)	(100.00)	0
State General Fund - Transfer - Retiree Bonus	0	4,251	0	(4,251)	(100.00)	0
Alabama Recycling Fund	2,361,449	3,325,000	1,975,000	(1,350,000)	(40.60)	1,975,000
Solid Waste Fund	2,361,785	3,325,000	1,975,000	(1,350,000)	(40.60)	1,975,000
Scrap Tire Fund	4,458,274	6,600,000	4,500,000	(2,100,000)	(31.82)	4,500,000
Public Water SRF Administrative Fees	4,424,332	1,604,345	1,604,345	0	0.00	1,604,345
Transfers to DW SRF Master Account	27,020,900	0	0	0	.....	0
Pollution Control Grant Fund	0	600,000	600,000	0	0.00	600,000
SRF Administrative Fees	5,218,951	3,725,966	3,270,966	(455,000)	(12.21)	3,270,966
Alabama Underground Storage Tank Fees	44,816,193	36,800,000	36,800,000	0	0.00	36,800,000
<b>Hazardous Substance Cleanup - ADEM</b>						
Fines and Fees	590,664	493,966	343,966	(150,000)	(30.37)	343,966
Alabama Underground Storage Tank Fund - Transfer	2,607,526	2,749,735	2,749,735	0	0.00	2,749,735
DCNR Transfer	831,301	717,725	831,962	114,237	15.92	831,962
Environmental Management Fund	38,493,321	36,185,228	39,270,991	3,085,763	8.53	39,270,991
Scrap Tire Fund - Transfer	1,686,725	1,610,000	1,610,000	0	0.00	1,610,000
<b>TOTAL RECEIPTS</b>	<b>254,550,014</b>	<b>176,686,427</b>	<b>313,087,435</b>	<b>136,401,008</b>	<b>77.20</b>	<b>309,632,184</b>
<b>TOTAL AVAILABLE</b>	<b>322,965,425</b>	<b>241,391,152</b>	<b>376,888,026</b>	<b>135,496,874</b>	<b>56.13</b>	<b>373,432,775</b>
<b>LESS: EXPENDITURES</b>	<b>258,315,402</b>	<b>176,686,427</b>	<b>327,242,435</b>	<b>150,556,008</b>	<b>85.21</b>	<b>323,787,184</b>
<b>INVESTMENTS ADJUSTMENT</b>	<b>(54,702)</b>	<b>904,134</b>	<b>2,705,000</b>	<b>1,800,866</b>	<b>199.18</b>	<b>0</b>
<b>Investments Balance</b>	<b>32,263,462</b>	<b>31,359,328</b>	<b>28,654,328</b>	<b>(2,705,000)</b>	<b>(8.63)</b>	<b>28,654,328</b>
<b>Balance Unencumbered</b>	<b>32,441,263</b>	<b>32,441,263</b>	<b>18,286,263</b>	<b>(14,155,000)</b>	<b>(43.63)</b>	<b>20,991,263</b>

**SUMMARY BUDGET REQUEST**

**PROGRAMS AND PROGRAM FUNCTIONS**

**CAPITAL OUTLAY PROGRAM**

Administration Function	1,282,937	5,000,000	3,000,000	(2,000,000)	(40.00)	
<b>TOTAL</b>	<b>1,282,937</b>	<b>5,000,000</b>	<b>3,000,000</b>	<b>(2,000,000)</b>	<b>(40.00)</b>	

**WATER AND SEWER EMERGENCY AND HIGH  
NEED PROGRAM**

**DEPARTMENT OF ENVIRONMENTAL MANAGEMENT**

	Actual 2022	Budgeted 2023	Requested 2024	Increase/(Decrease)		Governor's Recommendation 2024
				From Prior Year		
				Amount	Percent	
ARPA Function	112,500	0	0	0	.....	
<b>TOTAL</b>	<b>112,500</b>	<b>0</b>	<b>0</b>	<b>0</b>	<b>.....</b>	
<b>WATER AND SEWER INFRASTRUCTURE GRANTS PROGRAMS</b>						
ARPA Function	94,500	0	0	0	.....	
<b>TOTAL</b>	<b>94,500</b>	<b>0</b>	<b>0</b>	<b>0</b>	<b>.....</b>	
<b>WASTEWATER SYSTEM GRANTS PROGRAM</b>						
ARPA Function	5,000,000	0	0	0	.....	
<b>TOTAL</b>	<b>5,000,000</b>	<b>0</b>	<b>0</b>	<b>0</b>	<b>.....</b>	
<b>ENVIRONMENTAL MANAGEMENT PROGRAM</b>						
Administration Function	15,787,342	15,523,212	18,708,888	3,185,676	20.52	
Water Quality Control Function	13,764,057	22,138,678	36,246,917	14,108,239	63.73	
Air Pollution Control Function	10,369,958	11,133,405	11,749,340	615,935	5.53	
Solid and Hazardous Waste Management Function	14,170,916	20,143,747	28,321,215	8,177,468	40.60	
Field Operations Function	14,887,449	15,579,624	17,048,314	1,468,690	9.43	
COVID-19 Function	3,100	0	0	0	.....	
<b>TOTAL</b>	<b>68,982,822</b>	<b>84,518,666</b>	<b>112,074,674</b>	<b>27,556,008</b>	<b>32.60</b>	
<b>ADEM UNALLOTTED FUNDS PROGRAM</b>						
Water Quality Control Function	177,004,005	80,073,795	205,073,795	125,000,000	156.11	
Solid and Hazardous Waste Management Function	5,838,638	7,093,966	7,093,966	0	0.00	
<b>TOTAL</b>	<b>182,842,643</b>	<b>87,167,761</b>	<b>212,167,761</b>	<b>125,000,000</b>	<b>143.40</b>	
<b>TOTAL EXPENDITURES</b>	<b>258,315,402</b>	<b>176,686,427</b>	<b>327,242,435</b>	<b>150,556,008</b>	<b>85.21</b>	<b>323,787,184</b>
<b>DEPARTMENT OF ENVIRONMENTAL MANAGEMENT SUMMARY</b>						
Personnel Costs	38,488,673	40,727,428	42,417,428	1,690,000	4.15	
Employee Benefits	14,752,041	16,674,876	17,140,876	466,000	2.79	
Travel - In-State	348,325	376,769	376,769	0	0.00	
Travel - Out-of-State	78,939	206,307	206,307	0	0.00	
Repairs and Maintenance	998,177	1,625,357	1,625,357	0	0.00	
Rentals and Leases	1,639,374	1,592,323	1,742,323	150,000	9.42	
Utilities and Communication	1,074,799	1,176,708	1,176,708	0	0.00	
Professional Fees and Services	9,917,725	11,685,281	16,800,281	5,115,000	43.77	
Supplies/Materials/Operating Expenses	5,017,321	4,914,364	5,914,365	1,000,001	20.35	
Transportation Equipment Operations	662,367	487,880	637,880	150,000	30.75	
Grants and Benefits	171,182,011	84,789,063	228,194,071	143,405,008	169.13	
Capital Outlay	1,282,937	5,000,000	3,000,000	(2,000,000)	(40.00)	
Transportation Equipment Purchases	608,008	608,579	608,578	(1)	0.00	
Other Equipment Purchases	1,042,271	1,060,069	1,560,069	500,000	47.17	
Debt Services	581,033	0	0	0	.....	
Miscellaneous	10,641,401	5,761,423	5,841,423	80,000	1.39	
<b>TOTAL EXPENDITURES</b>	<b>258,315,402</b>	<b>176,686,427</b>	<b>327,242,435</b>	<b>150,556,008</b>	<b>85.21</b>	<b>323,787,184</b>
Total Number of Employees	579.69	648.00	648.00	0.00	0.00	
<b>SOURCE OF FUNDS:</b>						
State General Fund - Transfer	11,388,600	12,332,178	27,938,186	15,606,008	126.55	24,482,935
Federal Grants	17,900,684	23,673,800	23,673,800	0	0.00	23,673,800
Underground Storage Tank Fund - Transfer	2,607,526	2,749,735	2,749,735	0	0.00	2,749,735



**DEPARTMENT OF ENVIRONMENTAL MANAGEMENT**

	Actual 2022	Budgeted 2023	Requested 2024	Increase/(Decrease)		Governor's Recommendation 2024
				From Prior Year		
				Amount	Percent	
DCNR Transfer	831,301	717,725	831,962	114,237	15.92	831,962
Environmental Management Fund - ADEM Fines and Fees	35,758,380	36,185,228	40,770,991	4,585,763	12.67	40,770,991
Scrap Tire Fund - Transfer	1,686,727	1,610,000	1,610,000	0	0.00	1,610,000
BP RESTORE Recovery	3,616,879	5,000,000	3,000,000	(2,000,000)	(40.00)	3,000,000
Hazardous Substance Cleanup Fund - ADEM Fines and Fees	535,410	493,966	493,966	0	0.00	493,966
Federal Grants - Clean Water SRF	24,531,445	25,943,484	50,943,484	25,000,000	96.36	50,943,484
AWPCA FEES	32,605,346	0	0	0	.....	0
Alabama Undergroud Storage Tank Fees	56,449,149	36,800,000	36,800,000	0	0.00	36,800,000
SRF Administrative Fees	3,255,752	3,725,966	3,725,966	0	0.00	3,725,966
Federal Funds - Pollution Control Grant Fund	0	600,000	600,000	0	0.00	600,000
Federal Grants - Public Water SRF	25,161,648	12,000,000	112,000,000	100,000,000	833.33	112,000,000
ADWFA Fees	23,150,400	0	0	0	.....	0
Scrap Tire Fund	5,303,227	6,600,000	6,600,000	0	0.00	6,600,000
Solid Waste Fund	276,200	3,325,000	7,825,000	4,500,000	135.34	7,825,000
Alabama Recycling Fund	2,076,462	3,325,000	6,075,000	2,750,000	82.71	6,075,000
DW Federal Grant	766,686	0	0	0	.....	0
DW SRF Administration Fees	5,206,580	1,604,345	1,604,345	0	0.00	1,604,345
ARPA-Coronavirus State Fiscal Recovery Fund	5,207,000	0	0	0	.....	0
<b>Total Funds</b>	<b>258,315,402</b>	<b>176,686,427</b>	<b>327,242,435</b>	<b>150,556,008</b>	<b>85.21</b>	<b>323,787,184</b>

AGENCY DESCRIPTION: Regulates pollutants discharged to waters, land, and air and administers grant programs designed to assist municipalities, industries, and the citizens of Alabama in this regard.

**ALABAMA ETHICS COMMISSION**

	Actual 2022	Budgeted 2023	Requested 2024	Increase/(Decrease)		Governor's Recommendation 2024
				From Prior Year		
				Amount	Percent	
Unencumbered Balance Brought Forward	3,503	3,503	3,503	0	0.00	3,503
<b>RECEIPTS:</b>						
<b>State Funds:</b>						
State General Fund	2,088,399	2,161,946	3,692,186	1,530,240	70.78	2,208,785
State General Fund - Reversion Reappropriated	744,084	835,584	0	(835,584)	(100.00)	0
State General Fund - Retiree Bonus	0	9,197	0	(9,197)	(100.00)	0
State General Fund - COLA	23,547	46,839	0	(46,839)	(100.00)	0
<b>TOTAL RECEIPTS</b>	<b>2,856,030</b>	<b>3,053,566</b>	<b>3,692,186</b>	<b>638,620</b>	<b>20.91</b>	<b>2,208,785</b>
<b>TOTAL AVAILABLE</b>	<b>2,859,533</b>	<b>3,057,069</b>	<b>3,695,689</b>	<b>638,620</b>	<b>20.89</b>	<b>2,212,288</b>
<b>LESS: EXPENDITURES</b>	<b>2,020,446</b>	<b>3,053,566</b>	<b>3,692,186</b>	<b>638,620</b>	<b>20.91</b>	<b>2,208,785</b>
REVERSION TO STATE GENERAL FUND	835,584	0	0	0	.....	0
Balance Unencumbered	3,503	3,503	3,503	0	0.00	3,503

SUMMARY BUDGET REQUEST

PROGRAMS AND PROGRAM FUNCTIONS

REGULATION OF PUBLIC OFFICIALS AND EMPLOYEES PROGRAM

Administration of Ethics Legislation Function	2,020,446	3,053,566	3,692,186	638,620	20.91	
<b>TOTAL</b>	<b>2,020,446</b>	<b>3,053,566</b>	<b>3,692,186</b>	<b>638,620</b>	<b>20.91</b>	
<b>TOTAL EXPENDITURES</b>	<b>2,020,446</b>	<b>3,053,566</b>	<b>3,692,186</b>	<b>638,620</b>	<b>1.51</b>	<b>2,208,785</b>

ALABAMA ETHICS COMMISSION SUMMARY

Personnel Costs	1,160,775	1,506,984	1,919,579	412,595	27.38	
Employee Benefits	436,448	565,235	1,054,217	488,982	86.51	
Travel - In-State	6,151	20,000	17,000	(3,000)	(15.00)	
Travel - Out-of-State	0	10,000	15,000	5,000	50.00	
Repairs and Maintenance	6,688	17,600	12,600	(5,000)	(28.41)	
Rentals and Leases	168,396	233,527	183,920	(49,607)	(21.24)	
Utilities and Communication	34,112	44,200	58,200	14,000	31.67	
Professional Fees and Services	125,706	244,100	156,580	(87,520)	(35.85)	
Supplies/Materials/Operating Expenses	44,357	140,420	79,090	(61,330)	(43.68)	
Transportation Equipment Operations	12,646	25,500	20,500	(5,000)	(19.61)	
Transportation Equipment Purchases	0	171,000	120,000	(51,000)	(29.82)	
Other Equipment Operations	25,167	75,000	55,500	(19,500)	(26.00)	
<b>TOTAL EXPENDITURES</b>	<b>2,020,446</b>	<b>3,053,566</b>	<b>3,692,186</b>	<b>638,620</b>	<b>20.91</b>	<b>2,208,785</b>
<b>Total Number of Employees</b>	<b>18.00</b>	<b>20.00</b>	<b>22.75</b>	<b>2.75</b>	<b>13.75</b>	

SOURCE OF FUNDS:

State General Fund	2,020,446	3,053,566	3,692,186	638,620	20.91	2,208,785
<b>Total Funds</b>	<b>2,020,446</b>	<b>3,053,566</b>	<b>3,692,186</b>	<b>638,620</b>	<b>0.2091</b>	<b>2,208,785</b>

AGENCY DESCRIPTION: Prescribes and furnishes disclosure forms to persons subject to the provisions of the Alabama Ethics law. Administers the Ethics law. Provides continuing educational programs on matters of ethics in government service. Disseminates and receives Lobbyists Registration forms and Lobbyist and Principal reporting forms.

**ALABAMA COMMISSION ON THE EVALUATION OF SERVICES**

	Actual 2022	Budgeted 2023	Requested 2024	Increase/(Decrease) From Prior Year		Governor's Recommendation 2024
				Amount	Percent	
Unencumbered Balance Brought Forward	0	39,910	0	(39,910)	(100.00)	0
<b>RECEIPTS:</b>						
<b>Federal Funds:</b>						
PEW Charitable Trust Foundation	39,910	0	0	0	.....	0
<b>State Funds:</b>						
Education Trust Fund	508,094	571,815	571,815	0	0.00	581,165
Education Trust Fund - Reversion Reappropriated	1,976,135	1,915,595	0	(1,915,595)	(100.00)	0
<b>TOTAL RECEIPTS</b>	<b>2,524,139</b>	<b>2,487,410</b>	<b>571,815</b>	<b>(1,915,595)</b>	<b>(77.01)</b>	<b>581,165</b>
<b>TOTAL AVAILABLE</b>	<b>2,524,139</b>	<b>2,527,320</b>	<b>571,815</b>	<b>(1,955,505)</b>	<b>(77.37)</b>	<b>581,165</b>
<b>LESS: EXPENDITURES</b>	<b>568,634</b>	<b>2,527,320</b>	<b>571,815</b>	<b>(1,955,505)</b>	<b>(77.37)</b>	<b>581,165</b>
<b>REVERSION TO EDUCATION TRUST FUND</b>	<b>1,915,595</b>	<b>0</b>	<b>0</b>	<b>0</b>	<b>.....</b>	<b>0</b>
Balance Unencumbered	39,910	0	0	0	.....	0

SUMMARY BUDGET REQUEST

PROGRAMS AND PROGRAM FUNCTIONS

SPECIAL SERVICES PROGRAM

Research and Evidence-Based Practices Function	568,634	2,527,320	571,815	(1,955,505)	(77.37)	
<b>TOTAL</b>	<b>568,634</b>	<b>2,527,320</b>	<b>571,815</b>	<b>(1,955,505)</b>	<b>(77.37)</b>	
<b>TOTAL EXPENDITURES</b>	<b>568,634</b>	<b>2,527,320</b>	<b>571,815</b>	<b>(1,955,505)</b>	<b>(77.37)</b>	<b>581,165</b>

ALABAMA COMMISSION ON THE EVALUATION OF SERVICES  
SUMMARY

Personnel Costs	338,126	451,724	352,870	(98,854)	(21.88)	
Employee Benefits	113,540	155,586	122,589	(32,997)	(21.21)	
Travel - In-State	3,100	3,000	1,801	(1,199)	(39.97)	
Travel - Out-of-State	6,315	12,350	10,954	(1,396)	(11.30)	
Repairs and Maintenance	173	0	0	0	.....	
Rentals and Leases	45,345	65,384	55,581	(9,803)	(14.99)	
Utilities and Communication	2,114	2,750	2,778	28	1.02	
Professional Fees and Services	18,013	46,558	6,504	(40,054)	(86.03)	
Supplies/Materials/Operating Expenses	22,197	24,967	18,738	(6,229)	(24.95)	
Grants and Benefits	0	1,755,001	0	(1,755,001)	(100.00)	
Other Equipment Purchases	19,711	10,000	0	(10,000)	(100.00)	
<b>TOTAL EXPENDITURES</b>	<b>568,634</b>	<b>2,527,320</b>	<b>571,815</b>	<b>(1,955,505)</b>	<b>(77.37)</b>	<b>581,165</b>
<b>Total Number of Employees</b>	<b>5.00</b>	<b>6.00</b>	<b>4.00</b>	<b>(2.00)</b>	<b>(33.33)</b>	

SOURCE OF FUNDS:

Education Trust Fund	568,634	2,487,410	571,815	(1,915,595)	(77.01)	581,165
Pew Charitable Trust Foundation - Reversion Reappropriated	0	39,910	0	(39,910)	(100.00)	0
<b>Total Funds</b>	<b>568,634</b>	<b>2,527,320</b>	<b>571,815</b>	<b>(1,955,505)</b>	<b>(77.37)</b>	<b>581,165</b>

AGENCY DESCRIPTION: Advises the Governor and Legislature on the effectiveness of services funded through a direct appropriation from the State General Fund or Education Trust Fund. Serves as an independent, nonpartisan evaluation unit directed at improving outcomes, maximizing the value of state resources, and increasing accountability to the citizens of Alabama. The commission is comprised of six Governor appointees and six Legislative appointees with the Director of Finance and Deputy Director of Legislative Service Agency's Fiscal Division, or their designee's, serving as ex-officio members.



**FAMILY PRACTICE RURAL HEALTH BOARD**

	Actual 2022	Budgeted 2023	Requested 2024	Increase/(Decrease) From Prior Year		Governor's Recommendation 2024
				Amount	Percent	
Unencumbered Balance Brought Forward	0	0	0	0	.....	0
<b>RECEIPTS:</b>						
State Funds:						
Education Trust Fund	2,702,161	2,702,161	2,702,161	0	0.00	2,702,161
<b>TOTAL RECEIPTS</b>	<b>2,702,161</b>	<b>2,702,161</b>	<b>2,702,161</b>	<b>0</b>	<b>0.00</b>	<b>2,702,161</b>
<b>TOTAL AVAILABLE</b>	<b>2,702,161</b>	<b>2,702,161</b>	<b>2,702,161</b>	<b>0</b>	<b>0.00</b>	<b>2,702,161</b>
LESS: EXPENDITURES	2,691,681	2,702,161	2,702,161	0	0.00	2,702,161
REVERSION TO EDUCATION TRUST FUND	10,480	0	0	0	.....	0
Balance Unencumbered	0	0	0	0	.....	0

SUMMARY BUDGET REQUEST

PROGRAMS AND PROGRAM FUNCTIONS

FAMILY PRACTICE RURAL HEALTH PROGRAM

Family Practice Rural Health Function	2,691,681	2,702,161	2,702,161	0	0.00	
<b>TOTAL</b>	<b>2,691,681</b>	<b>2,702,161</b>	<b>2,702,161</b>	<b>0</b>	<b>0.00</b>	
<b>TOTAL EXPENDITURES</b>	<b>2,691,681</b>	<b>2,702,161</b>	<b>2,702,161</b>	<b>0</b>	<b>0.00</b>	<b>2,702,161</b>

FAMILY PRACTICE RURAL HEALTH BOARD SUMMARY

Personnel Costs	68,872	71,587	71,587	0	0.00	
Employee Benefits	26,217	27,245	30,789	3,544	13.01	
Travel - In-State	1,147	4,000	4,000	0	0.00	
Travel - Out-of-State	0	800	800	0	0.00	
Rentals and Leases	4,906	4,918	4,918	0	0.00	
Utilities and Communication	1,266	3,904	3,904	0	0.00	
Professional Fees and Services	0	200	200	0	0.00	
Supplies/Materials/Operating Expenses	251	3,000	3,000	0	0.00	
Grants and Benefits	2,588,824	2,585,507	2,581,963	(3,544)	(0.14)	
Other Equipment Purchases	198	1,000	1,000	0	0.00	
<b>TOTAL EXPENDITURES</b>	<b>2,691,681</b>	<b>2,702,161</b>	<b>2,702,161</b>	<b>0</b>	<b>0.00</b>	<b>2,702,161</b>
<b>Total Number of Employees</b>	<b>1.00</b>	<b>1.00</b>	<b>1.00</b>	<b>0.00</b>	<b>0.00</b>	

SOURCE OF FUNDS:

Education Trust Fund	2,691,681	2,702,161	2,702,161	0	0.00	2,702,161
<b>Total Funds</b>	<b>2,691,681</b>	<b>2,702,161</b>	<b>2,702,161</b>	<b>0</b>	<b>0.00</b>	<b>2,702,161</b>

AGENCY DESCRIPTION: Establishes programs to increase the number of family physicians in medically underserved rural areas.

**DEPARTMENT OF FINANCE**

	Actual 2022	Budgeted 2023	Requested 2024	Increase/(Decrease)		Governor's Recommendation 2024
				From Prior Year		
				Amount	Percent	
Unencumbered Balance Brought Forward	83,885,588	71,599,943	69,846,768	(1,753,175)	(2.45)	69,846,768
<b>RECEIPTS:</b>						
<b>State Funds:</b>						
State General Fund	4,818,489	4,870,206	21,792,457	16,922,251	347.46	4,933,192
State General Fund - Reversion Reappropriated	12,857,658	13,730,825	0	(13,730,825)	(100.00)	0
State General Fund - COLA	51,717	67,206	0	(67,206)	(100.00)	0
State General Fund - Retiree Bonus	0	17,788	0	(17,788)	(100.00)	0
State General Fund - Transfer - Wynfield	225,678	750,575	946,054	195,479	26.04	754,795
State General Fund - Transfer - Capitol Maintenance	1,741,248	1,741,248	1,741,248	0	0.00	1,776,455
State General Fund - Transfer - Capitol Maintenance - COLA	0	35,207	0	(35,207)	(100.00)	0
Education Trust Fund	457,049	919,330	976,856	57,526	6.26	936,418
Education Trust Fund - Reversion Reappropriated	8,702	1,624	0	(1,624)	(100.00)	0
Craft Training Fund	6,146,489	9,000,000	9,000,000	0	0.00	9,000,000
Real Property Management Fund	9,320,142	5,805,000	6,209,364	404,364	6.97	6,209,364
Office of Indigent Defense Services	1,285,300	1,380,971	1,620,608	239,637	17.35	1,620,608
Comptroller Special Revenue	6,751,534	7,077,685	6,924,346	(153,339)	(2.17)	6,924,346
State Procurement Fund	5,932,333	5,185,434	4,838,622	(346,812)	(6.69)	4,838,622
State Business Systems Fund	17,524,872	26,146,150	32,068,650	5,922,500	22.65	32,068,650
State Business Systems Fund - Transfer from						
State Personnel	2,000,000	2,000,000	2,000,000	0	0.00	2,000,000
Legal Division	843,545	1,795,333	1,795,333	0	0.00	1,795,333
Personnel Division	131,988	527,950	527,950	0	0.00	527,950
Director's Office	241,906	970,000	970,000	0	0.00	970,000
Transfers from Bond Authorities	313,200	384,653	423,625	38,972	10.13	423,625
Accounting and Administration Fund	747,540	2,990,000	2,990,000	0	0.00	2,990,000
Education Liability Fund - Transfer	491,875	653,600	647,315	(6,285)	(0.96)	647,315
Employee Injury Compensation Fund - Transfer	3,441,700	5,201,497	5,473,166	271,669	5.22	5,473,166
General Liability Trust Fund - Transfer	550,000	1,296,594	1,253,722	(42,872)	(3.31)	1,253,722
State Insurance Fund - Transfer	3,621,773	5,650,045	6,339,327	689,282	12.20	6,339,327
Capitol Maintenance and Repair Collections	21,036,533	28,365,049	30,411,861	2,046,812	7.22	30,411,861
Mail and Supply Revolving - Collections	3,269,631	10,000,000	6,000,000	(4,000,000)	(40.00)	6,000,000
<b>TOTAL RECEIPTS</b>	<b>103,810,902</b>	<b>136,563,970</b>	<b>144,950,504</b>	<b>8,386,534</b>	<b>6.14</b>	<b>128,645,324</b>
<b>TOTAL AVAILABLE</b>	<b>187,696,490</b>	<b>208,163,913</b>	<b>214,797,272</b>	<b>6,633,359</b>	<b>3.19</b>	<b>198,492,092</b>
<b>LESS: EXPENDITURES</b>	<b>102,352,328</b>	<b>138,317,145</b>	<b>144,960,729</b>	<b>6,643,584</b>	<b>4.80</b>	<b>127,904,974</b>
REVERSION TO EDUCATION TRUST FUND	1,624	0	0	0	.....	0
REVERSION TO STATE GENERAL FUND	13,730,825	0	0	0	.....	0
TRANSFER TO LEGISLATIVE SERVICES AGENCY	11,770	0	0	0	.....	0
<b>Balance Unencumbered</b>	<b>71,599,943</b>	<b>69,846,768</b>	<b>69,836,543</b>	<b>(10,225)</b>	<b>(0.01)</b>	<b>70,587,118</b>
<b>SUMMARY BUDGET REQUEST</b>						
<b>PROGRAMS AND PROGRAM FUNCTIONS</b>						
<b>STATE CAPITOL PROGRAM</b>						
Capitol Function	2,702,944	10,553,989	18,781,825	8,227,836	77.96	
<b>TOTAL</b>	<b>2,702,944</b>	<b>10,553,989</b>	<b>18,781,825</b>	<b>8,227,836</b>	<b>77.96</b>	

**DEPARTMENT OF FINANCE**

	Actual 2022	Budgeted 2023	Requested 2024	Increase/(Decrease) From Prior Year		Governor's Recommendation 2024
				Amount	Percent	
<b>FISCAL MANAGEMENT PROGRAM</b>						
Financial Management and Administration						
Services Function	2,173,101	2,990,000	2,990,000	0	0.00	
Executive Administration Function	1,174,113	2,741,972	1,907,029	(834,943)	(30.45)	
Budgeting Function	1,247,792	3,917,263	2,355,459	(1,561,804)	(39.87)	
Indigent Defense Function	943,008	1,380,971	1,620,608	239,637	17.35	
State Procurement Function	4,626,457	5,185,434	4,838,622	(346,812)	(6.69)	
BP Oil Spill Function	0	940,313	0	(940,313)	(100.00)	
Comptroller Special Revenue Function	6,034,434	7,890,046	6,924,346	(965,700)	(12.24)	
COVID-19 Pandemic Function	77,550	0	0	0	.....	
Debt Management / Capital Project Function	475,861	597,390	643,625	46,235	7.74	
<b>TOTAL</b>	<b>16,752,316</b>	<b>25,643,389</b>	<b>21,279,689</b>	<b>(4,363,700)</b>	<b>(17.02)</b>	
<b>ADMINISTRATIVE SUPPORT SERVICES PROGRAM</b>						
Real Property Management Function	4,974,423	6,255,500	6,684,364	428,864	6.86	
Legal Services Function	1,090,261	1,795,333	1,795,333	0	0.00	
Finance Personnel and Space Management Function	240,453	527,950	527,950	0	0.00	
Insurance Administration Function	8,091,015	12,801,736	13,713,530	911,794	7.12	
Mail Room Function	4,134,879	10,000,000	6,000,000	(4,000,000)	(40.00)	
Space Management Function	0	2,689,950	0	(2,689,950)	(100.00)	
Alabama Building Renovation Finance Authority Function	22,267,332	19,664,757	22,258,676	2,593,919	13.19	
Capitol Complex Maintenance and Repair Function	9,384,057	10,441,540	9,894,433	(547,107)	(5.24)	
Smart Business Systems Function	24,265,588	28,146,150	34,078,875	5,932,725	21.08	
Wynfield Operations and Maintenance Function	857,139	755,529	946,054	190,525	25.22	
COVID-19 Pandemic Function	210,000	0	0	0	.....	
Craft Training Function	7,381,921	9,000,000	9,000,000	0	0.00	
Alabama Building Renovation Finance Authority Function	0	41,322	0	(41,322)	(100.00)	
<b>TOTAL</b>	<b>82,897,068</b>	<b>102,119,767</b>	<b>104,899,215</b>	<b>2,779,448</b>	<b>2.72</b>	
<b>TOTAL EXPENDITURES</b>	<b>102,352,328</b>	<b>138,317,145</b>	<b>144,960,729</b>	<b>6,643,584</b>	<b>4.80</b>	<b>127,904,974</b>

**DEPARTMENT OF FINANCE SUMMARY**

Personnel Costs	21,245,670	30,196,754	31,550,313	1,353,559	4.48
Employee Benefits	8,434,054	11,923,145	13,054,392	1,131,247	9.49
Travel - In-State	263,240	396,500	397,000	500	0.13
Travel - Out-of-State	81,076	157,500	156,500	(1,000)	(0.63)
Repairs and Maintenance	6,171,116	13,607,091	10,441,109	(3,165,982)	(23.27)
Rentals and Leases	2,784,177	3,033,065	3,301,393	268,328	8.85
Utilities and Communication	4,656,145	4,455,154	5,308,404	853,250	19.15
Professional Fees and Services	27,370,814	39,666,069	36,245,228	(3,420,841)	(8.62)
Supplies/Materials/Operating Expenses	8,905,486	14,024,054	10,734,893	(3,289,161)	(23.45)
Transportation Equipment Operations	130,583	198,050	199,550	1,500	0.76
Grants and Benefits	6,624,595	8,634,597	8,628,845	(5,752)	(0.07)
Capital Outlay	12,032,360	6,890,000	20,448,750	13,558,750	196.79
Transportation Equipment Purchases	0	287,012	255,000	(32,012)	(11.15)
Other Equipment Purchases	363,165	1,164,441	1,295,752	131,311	11.28

**DEPARTMENT OF FINANCE**

	Actual 2022	Budgeted 2023	Requested 2024	Increase/(Decrease)		Governor's Recommendation 2024
				From Prior Year		
				Amount	Percent	
Miscellaneous	3,289,847	3,683,713	2,943,600	(740,113)	(20.09)	
<b>TOTAL EXPENDITURES</b>	<b>102,352,328</b>	<b>138,317,145</b>	<b>144,960,729</b>	<b>6,643,584</b>	<b>4.80</b>	<b>127,904,974</b>
Total Number of Employees	429.00	477.00	478.00	1.00	0.21	
<b>SOURCE OF FUNDS:</b>						
State General Fund	3,985,269	18,721,232	21,792,457	3,071,225	16.41	4,933,192
State General Fund - Transfer - Capitol						
Maintenance	1,741,248	1,741,248	1,741,248	0	0.00	1,776,455
State General Fund - Transfer - Wynfield	857,139	750,575	946,054	195,479	26.04	754,795
Education Trust Fund	464,127	920,954	976,856	55,902	6.07	936,418
Mail and Supply Room Revolving - Collections	4,135,129	10,000,000	6,000,000	(4,000,000)	(40.00)	6,000,000
Capitol Complex Maintenance and Repair	30,119,891	28,365,049	30,411,861	2,046,812	7.22	30,411,861
Education Liability - Administration	494,708	653,600	647,315	(6,285)	(0.96)	647,315
Employee Injury Compensation Trust Fund						
Administration	3,552,352	5,201,498	5,473,166	271,668	5.22	5,473,166
General Liability Trust Fund	522,961	1,296,594	1,253,722	(42,872)	(3.31)	1,253,722
State Insurance Fund Administration	3,520,994	5,650,045	6,339,327	689,282	12.20	6,339,327
Accounting and Administration Fund	2,173,101	2,990,000	2,990,000	0	0.00	2,990,000
Transfers from Bond Authorities	265,404	384,653	423,625	38,972	10.13	423,625
Director's Office	540,909	970,000	970,000	0	0.00	970,000
Personnel Division	240,453	527,950	527,950	0	0.00	527,950
Legal Division	1,090,260	1,795,333	1,795,333	0	0.00	1,795,333
State Business Systems Fund	22,265,588	26,146,150	32,078,875	5,932,725	22.69	32,078,875
Finance Director Special Revenue	345,000	0	0	0	.....	0
State Business Systems Fund - Transfer from State						
Personnel	2,000,000	2,000,000	2,000,000	0	0.00	2,000,000
State Procurement Fund	4,626,459	5,185,434	4,838,622	(346,812)	(6.69)	4,838,622
Comptroller Special Revenue	6,111,984	7,890,046	6,924,346	(965,700)	(12.24)	6,924,346
Office of Indigent Defense Services	943,008	1,380,971	1,620,608	239,637	17.35	1,620,608
BP Oil Spill Fund - Reversion Reappropriation	0	940,313	0	(940,313)	(100.00)	0
Real Property Management Fund	4,974,423	5,805,500	6,209,364	403,864	6.96	6,209,364
Craft Training Fund	7,381,921	9,000,000	9,000,000	0	0.00	9,000,000
<b>Total Funds</b>	<b>102,352,328</b>	<b>138,317,145</b>	<b>144,960,729</b>	<b>6,643,584</b>	<b>4.80</b>	<b>127,904,974</b>

**AGENCY DESCRIPTION:** Fiscal Management: Provides administrative services to other agencies. Manages and controls all matters pertaining to fiscal affairs, except those specifically assigned to other agencies. Provides services relating to the acquisition and control of property and supplies. Keeps all books, records, and accounts relating to the finance of state government which are authorized or required to be kept by the Department of Finance. Provides the initial formulation of budget activity and its execution, revenue estimates, review of appropriation acts and fiscal analysis. Assists the Governor in duties relating to the formulation of the budget, correlating and revising the estimates of revenues and requests for appropriations for all budgeted agencies, and investigating, supervising and coordinating, and assisting with the management problems of the expenditures and other fiscal operations of such agencies. Serves as the primary coordinator for preparation of the statewide cost allocation plan. Administrative Support Services: Ensures the most economical use of data processing resources; develops a master plan for the State's data processing; provides centralized use of equipment and services; provides systems design and programming services; and prepares contract specifications for equipment and services. Risk Management Program: Administers insurance programs for the state, including physical losses on buildings and contents, general liability for employees acting in the line and scope of employment, work-related injuries to state employees, and an employees' assistance program.



**ALABAMA SCHOOL OF FINE ARTS**

	Actual 2022	Budgeted 2023	Requested 2024	Increase/(Decrease) From Prior Year		Governor's Recommendation 2024
				Amount	Percent	
Unencumbered Balance Brought Forward	2,547,933	2,547,933	2,547,933	0	0.00	2,547,933
<b>RECEIPTS:</b>						
<b>Federal and Local Funds:</b>						
Food Sales	132,436	208,000	208,000	0	0.00	208,000
Fees	168,989	95,000	95,000	0	0.00	95,000
Room and Board	133,628	6,500	6,500	0	0.00	6,500
Arts and Outreach	37,866	30,000	30,000	0	0.00	30,000
Miscellaneous Income	257,434	300,000	300,000	0	0.00	300,000
<b>State Funds:</b>						
ALSDE - NBCT	12,000	12,000	12,000	0	0.00	12,000
Child Nutrition	173,141	66,000	66,000	0	0.00	66,000
GEERF	93,022	0	0	0	.....	0
ETF Advancement & Technology Fund	94,317	0	0	0	.....	0
Education Trust Fund	9,397,627	10,303,387	10,734,469	431,082	4.18	10,859,530
<b>TOTAL RECEIPTS</b>	<b>10,500,460</b>	<b>11,020,887</b>	<b>11,451,969</b>	<b>431,082</b>	<b>3.91</b>	<b>11,577,030</b>
<b>TOTAL AVAILABLE</b>	<b>13,048,393</b>	<b>13,568,820</b>	<b>13,999,902</b>	<b>431,082</b>	<b>3.18</b>	<b>14,124,963</b>
<b>LESS: EXPENDITURES</b>	<b>10,500,460</b>	<b>11,020,887</b>	<b>11,451,969</b>	<b>431,082</b>	<b>3.91</b>	<b>11,577,030</b>
Balance Unencumbered	2,547,933	2,547,933	2,547,933	0	0.00	2,547,933
<b>SUMMARY BUDGET REQUEST</b>						
<b>PROGRAMS AND PROGRAM FUNCTIONS</b>						
<b>FINANCIAL ASSISTANCE PROGRAM</b>						
Other Financial Assistance Function	10,500,460	11,020,887	11,451,969	431,082	3.91	
<b>TOTAL</b>	<b>10,500,460</b>	<b>11,020,887</b>	<b>11,451,969</b>	<b>431,082</b>	<b>3.91</b>	
<b>TOTAL EXPENDITURES</b>	<b>10,500,460</b>	<b>11,020,887</b>	<b>11,451,969</b>	<b>431,082</b>	<b>3.91</b>	<b>11,577,030</b>
<b>ALABAMA SCHOOL OF FINE ARTS SUMMARY</b>						
Personnel Costs	5,880,551	6,513,829	6,626,538	112,709	1.73	
Employee Benefits	1,898,599	2,110,576	2,103,180	(7,396)	(0.35)	
Travel - In-State	3,694	5,000	5,100	100	2.00	
Travel - Out-of-State	4,367	5,000	5,100	100	2.00	
Repairs and Maintenance	383,844	300,000	357,000	57,000	19.00	
Rentals and Leases	325,439	330,000	357,000	27,000	8.18	
Utilities and Communication	315,827	350,000	306,000	(44,000)	(12.57)	
Professional Fees and Services	219,728	100,000	153,000	53,000	53.00	
Supplies/Materials/Operating Expenses	1,197,280	1,249,148	1,398,251	149,103	11.94	
Transportation Equipment Operations	16,712	10,000	10,200	200	2.00	
Capital Outlay	131,582	17,334	100,000	82,666	476.90	
Other Equipment Purchases	122,837	30,000	30,600	600	2.00	
<b>TOTAL EXPENDITURES</b>	<b>10,500,460</b>	<b>11,020,887</b>	<b>11,451,969</b>	<b>431,082</b>	<b>3.91</b>	<b>11,577,030</b>
Total Number of Employees	82.00	87.00	91.00	4.00	4.60	
<b>SOURCE OF FUNDS:</b>						
Education Trust Fund	9,397,627	10,303,387	10,734,469	431,082	4.18	10,859,530
ETF Advancement & Technology Fund	94,317	0	0	0	.....	0
Local Funds	730,353	639,500	639,500	0	0.00	639,500
ALSDE - NBCT	12,000	12,000	12,000	0	0.00	12,000
Child Nutrition	173,141	66,000	66,000	0	0.00	66,000
GEERF	93,022	0	0	0	.....	0
<b>Total Funds</b>	<b>10,500,460</b>	<b>11,020,887</b>	<b>11,451,969</b>	<b>431,082</b>	<b>(32.92)</b>	<b>11,577,030</b>

**AGENCY DESCRIPTION:** Offers talented young people, grades 7-12, the opportunity to study creative writing, dance, music, theater arts, visual arts, mathematics and sciences, and language. Provides theoretical and practical work, which prepares the student to compete professionally or in relation to further formal training as well as a full range of academic courses required of students graduating from any state of Alabama high school.

**ALABAMA FIREFIGHTERS' PERSONNEL STANDARDS AND EDUCATION COMMISSION/  
ALABAMA STATE FIRE COLLEGE - SHELTON STATE COMMUNITY COLLEGE**

	Actual 2022	Estimated 2023	Requested 2024	Increase/(Decrease) From Prior Year		Governor's Recommendation 2024
				Amount	Percent	
<b><u>COMBINED FINANCIAL SUMMARY</u></b>						
Educational and General Beginning Balance	8,629,375	9,325,208	7,221,205	(2,104,003)	(22.56)	7,221,205
<b><u>REVENUES</u></b>						
Education Trust Fund - Operations and Maintenance	5,881,027	6,087,282	6,478,742	391,460	6.43	6,581,420
Education Trust Fund - Supplemental Appropriation	1,500,000	0	0	0	.....	0
Federal Funds	712,010	738,506	562,900	(175,606)	(23.78)	562,900
Tuition and Fees	3,210,718	2,473,000	2,531,000	58,000	2.35	2,531,000
Other Sources: Miscellaneous	144,999	115,705	115,705	0	0.00	115,705
Federal Funds - Coronavirus Relief Fund	10,320	0	0	0	.....	0
<b>TOTAL REVENUES</b>	<b>11,459,074</b>	<b>9,414,493</b>	<b>9,688,347</b>	<b>273,854</b>	<b>2.91</b>	<b>9,791,025</b>
<b>TOTAL AVAILABLE</b>	<b>20,088,449</b>	<b>18,739,701</b>	<b>16,909,552</b>	<b>(1,830,149)</b>	<b>(9.77)</b>	<b>17,012,230</b>
Less						
TOTAL EDUCATIONAL AND GENERAL EXPENDITURES	10,763,241	11,518,496	12,178,251	659,755	5.73	9,791,025
<b>EDUCATIONAL AND GENERAL TRANSFERS (NET)</b>	<b>0</b>	<b>0</b>	<b>0</b>	<b>0</b>	<b>.....</b>	<b>0</b>
<b>TOTAL EDUCATIONAL AND GENERAL EXPENDITURES AND TRANSFERS</b>	<b>10,763,241</b>	<b>11,518,496</b>	<b>12,178,251</b>	<b>659,755</b>	<b>5.73</b>	<b>9,791,025</b>
<b>EDUCATIONAL AND GENERAL ENDING BALANCE</b>	<b>9,325,208</b>	<b>7,221,205</b>	<b>4,731,301</b>	<b>(2,489,904)</b>	<b>(34.48)</b>	<b>7,221,205</b>
<b><u>Educational and General Expenditures by Function</u></b>						
Instruction	4,605,410	5,060,473	5,060,239	(234)	0.00	
Academic Support	1,589,087	1,746,301	1,946,301	200,000	11.45	
Student Services	273,760	282,816	282,816	0	0.00	
Institutional Support	1,174,994	1,250,048	1,250,048	0	0.00	
Operation & Maintenance of Physical Plant	3,119,990	3,178,858	3,638,847	459,989	14.47	
<b>TOTAL EDUCATIONAL AND GENERAL EXPENDITURES BY FUNCTION</b>	<b>10,763,241</b>	<b>11,518,496</b>	<b>12,178,251</b>	<b>659,755</b>	<b>5.73</b>	<b>9,791,025</b>
<b><u>Educational and General Expenditures by Object</u></b>						
Salaries and Wages	4,328,706	4,696,046	4,771,046	75,000	1.60	
Employee Benefits	1,136,152	1,277,168	1,301,944	24,776	1.94	
Supplies and Expenses	2,509,555	2,741,894	3,178,988	437,094	15.94	
Equipment and Other Capital Assets	2,788,828	2,803,388	2,926,273	122,885	4.38	
<b>TOTAL EDUCATIONAL AND GENERAL EXPENDITURES BY OBJECT</b>	<b>10,763,241</b>	<b>11,518,496</b>	<b>12,178,251</b>	<b>659,755</b>	<b>5.73</b>	<b>9,791,025</b>
<b><u>Auxiliary Enterprises</u></b>						
Auxiliary Beginning Balance	269,683	290,025	290,025	0	0.00	290,025
<b><u>AUXILIARY REVENUES</u></b>						

**ALABAMA FIREFIGHTERS' PERSONNEL STANDARDS AND EDUCATION COMMISSION/  
ALABAMA STATE FIRE COLLEGE - SHELTON STATE COMMUNITY COLLEGE**

	Actual 2022	Estimated 2023	Requested 2024	Increase/(Decrease) From Prior Year		Governor's Recommendation 2024
				Amount	Percent	
Sales and Services	620,205	468,998	468,998	0	0.00	
<b>TOTAL AUXILIARY REVENUES</b>	<b>620,205</b>	<b>468,998</b>	<b>468,998</b>	<b>0</b>	<b>0.00</b>	<b>468,998</b>
<b>TOTAL AVAILABLE AUXILIARY</b>	<b>889,888</b>	<b>759,023</b>	<b>759,023</b>	<b>0</b>	<b>0.00</b>	<b>759,023</b>
<u>Auxiliary Expenditures</u>						
Salaries and Wages	103,123	107,466	107,466	0	0.00	
Employee Benefits	25,362	26,032	26,032	0	0.00	
Supplies and Expenses	457,384	335,500	335,500	0	0.00	
Equipment and Other Capital Assets	13,994	0	0	0	.....	
<b>TOTAL AUXILIARY ENTERPRISES EXPENDITURES</b>	<b>599,863</b>	<b>468,998</b>	<b>468,998</b>	<b>0</b>	<b>0.00</b>	<b>468,998</b>
<b>EDUCATIONAL AND GENERAL TRANSFERS (NET)</b>	<b>0</b>	<b>0</b>	<b>0</b>	<b>0</b>	<b>.....</b>	<b>0</b>
<b>TOTAL AUXILIARY EXPENDITURES AND TRANSFERS</b>	<b>599,863</b>	<b>468,998</b>	<b>468,998</b>	<b>0</b>	<b>0.00</b>	<b>468,998</b>
<b>TOTAL AUXILIARY ENDING BALANCE</b>	<b>290,025</b>	<b>290,025</b>	<b>290,025</b>	<b>0</b>	<b>0.00</b>	<b>290,025</b>
<u>PERSONNEL</u>						
Educational and General	96.50	99.50	101.00	1.50	1.51	
Auxiliary Enterprises	3.00	4.00	4.00	—	0.00	
<b>TOTAL PERSONNEL</b>	<b>99.50</b>	<b>103.50</b>	<b>105.00</b>	<b>1.50</b>	<b>1.45</b>	
<u><b>UNRESTRICTED FINANCIAL SUMMARY</b></u>						
Educational and General Beginning Balance	8,629,375	9,325,207	7,221,204	(2,104,003)	(22.56)	
<u>REVENUES</u>						
Education Trust Fund - Operations and Maintenance	5,881,027	6,087,282	6,478,742	391,460	6.43	
Education Trust Fund - Supplemental Appropriation	1,500,000	0	0	0	.....	
Tuition and Fees	3,210,718	2,473,000	2,531,000	58,000	2.35	
Other Sources: Miscellaneous	144,999	115,705	115,705	0	0.00	
Federal Funds - Coronavirus Relief Fund	10,320	0	0	0	.....	
<b>TOTAL REVENUES</b>	<b>10,747,064</b>	<b>8,675,987</b>	<b>9,125,447</b>	<b>449,460</b>	<b>5.18</b>	
<b>TOTAL AVAILABLE</b>	<b>19,376,439</b>	<b>18,001,194</b>	<b>16,346,651</b>	<b>(1,654,543)</b>	<b>(9.19)</b>	
Less						
<b>TOTAL EDUCATIONAL AND GENERAL EXPENDITURES</b>	<b>10,051,232</b>	<b>10,779,990</b>	<b>11,615,351</b>	<b>835,361</b>	<b>7.75</b>	
<b>EDUCATIONAL AND GENERAL TRANSFERS (NET)</b>	<b>0</b>	<b>0</b>	<b>0</b>	<b>0</b>	<b>.....</b>	
<b>TOTAL EDUCATIONAL AND GENERAL EXPENDITURES AND TRANSFERS</b>	<b>10,051,232</b>	<b>10,779,990</b>	<b>11,615,351</b>	<b>835,361</b>	<b>7.75</b>	

**ALABAMA FIREFIGHTERS' PERSONNEL STANDARDS AND EDUCATION COMMISSION/  
ALABAMA STATE FIRE COLLEGE - SHELTON STATE COMMUNITY COLLEGE**

	Actual 2022	Estimated 2023	Requested 2024	Increase/(Decrease) From Prior Year		Governor's Recommendation 2024
				Amount	Percent	
EDUCATIONAL AND GENERAL ENDING BALANCE	9,325,207	7,221,204	4,731,300	(2,489,904)	(34.48)	
<u>Educational and General Expenditures by Function</u>						
Instruction	3,893,401	4,321,967	4,497,339	175,372	4.06	
Academic Support	1,589,087	1,746,301	1,946,301	200,000	11.45	
Student Services	273,760	282,816	282,816	0	0.00	
Institutional Support	1,174,994	1,250,048	1,250,048	0	0.00	
Operation & Maintenance of Physical Plant	3,119,990	3,178,858	3,638,847	459,989	14.47	
TOTAL EDUCATIONAL AND GENERAL EXPENDITURES BY FUNCTION	10,051,232	10,779,990	11,615,351	835,361	7.75	
<u>Educational and General Expenditures by Object</u>						
Salaries and Wages	3,964,706	4,296,698	4,467,541	170,843	3.98	
Employee Benefits	1,039,006	1,165,008	1,216,703	51,695	4.44	
Supplies and Expenses	2,258,692	2,514,896	3,004,834	489,938	19.48	
Equipment and Other Capital Assets	2,788,828	2,803,388	2,926,273	122,885	4.38	
TOTAL EDUCATIONAL AND GENERAL EXPENDITURES BY OBJECT	10,051,232	10,779,990	11,615,351	835,361	7.75	
<b><u>RESTRICTED FINANCIAL SUMMARY</u></b>						
Educational and General Beginning Balance	0	0	0	0	.....	
<u>REVENUES</u>						
Federal Funds	712,010	738,506	562,900	(175,606)	(23.78)	
TOTAL REVENUES	712,010	738,506	562,900	(175,606)	(23.78)	
TOTAL AVAILABLE	712,010	738,506	562,900	(175,606)	(23.78)	
Less						
TOTAL EDUCATIONAL AND GENERAL EXPENDITURES	712,010	738,506	562,900	(175,606)	(23.78)	
EDUCATIONAL AND GENERAL TRANSFERS (NET)	0	0	0	0	.....	
TOTAL EDUCATIONAL AND GENERAL EXPENDITURES AND TRANSFERS	712,010	738,506	562,900	(175,606)	(23.78)	
EDUCATIONAL AND GENERAL ENDING BALANCE	0	0	0	0	.....	
<u>Educational and General Expenditures by Function</u>						
Instruction	712,010	738,506	562,900	(175,606)	(23.78)	
TOTAL EDUCATIONAL AND GENERAL						

**ALABAMA FIREFIGHTERS' PERSONNEL STANDARDS AND EDUCATION COMMISSION/  
ALABAMA STATE FIRE COLLEGE - SHELTON STATE COMMUNITY COLLEGE**

	Actual 2022	Estimated 2023	Requested 2024	Increase/(Decrease) From Prior Year		Governor's Recommendation 2024
				Amount	Percent	
EXPENDITURES BY FUNCTION	712,010	738,506	562,900	(175,606)	(23.78)	
<u>Educational and General Expenditures by Object</u>						
Salaries and Wages	364,000	399,348	303,505	(95,843)	(24.00)	
Employee Benefits	97,146	112,160	85,241	(26,919)	(24.00)	
Supplies and Expenses	250,864	226,998	174,154	(52,844)	(23.28)	
TOTAL EDUCATIONAL AND GENERAL EXPENDITURES BY OBJECT	712,010	738,506	562,900	(175,606)	(23.78)	
<u>PERSONNEL</u>						
Educational and General	9.00	7.50	7.50	0.00	0.00	

**FLEXIBLE EMPLOYEES' BENEFIT BOARD**

	Actual 2022	Budgeted 2023	Requested 2024	Increase/(Decrease)		Governor's Recommendation 2024
				From Prior Year		
				Amount	Percent	
Unencumbered Balance Brought Forward	1,185,523	1,155,153	1,155,153	0	0.00	1,155,153
<b>RECEIPTS:</b>						
State Funds:						
Flexible Benefits Contribution Fund	13,974,515	18,481,500	20,514,465	2,032,965	11.00	20,514,465
Transfers In for Administrative Fees	2,529,566	1,650,000	1,650,000	0	0.00	1,650,000
Flexible Benefits Administrative Fund	1,954,783	2,052,552	1,882,046	(170,506)	(8.31)	1,882,046
<b>TOTAL RECEIPTS</b>	<b>18,458,864</b>	<b>22,184,052</b>	<b>24,046,511</b>	<b>1,862,459</b>	<b>8.40</b>	<b>24,046,511</b>
<b>TOTAL AVAILABLE</b>	<b>19,644,387</b>	<b>23,339,205</b>	<b>25,201,664</b>	<b>1,862,459</b>	<b>7.98</b>	<b>25,201,664</b>
<b>LESS: EXPENDITURES</b>	<b>18,489,234</b>	<b>22,184,052</b>	<b>24,046,511</b>	<b>1,862,459</b>	<b>8.40</b>	<b>24,046,511</b>
Balance Unencumbered	1,155,153	1,155,153	1,155,153	0	0.00	1,155,153
<b>SUMMARY BUDGET REQUEST</b>						
<b>PROGRAMS AND PROGRAM FUNCTIONS</b>						
<b>FRINGE BENEFITS PROGRAM</b>						
Fringe Benefits Function	18,489,234	22,184,052	24,046,511	1,862,459	8.40	
<b>TOTAL</b>	<b>18,489,234</b>	<b>22,184,052</b>	<b>24,046,511</b>	<b>1,862,459</b>	<b>8.40</b>	
<b>TOTAL EXPENDITURES</b>	<b>18,489,234</b>	<b>22,184,052</b>	<b>24,046,511</b>	<b>1,862,459</b>	<b>8.40</b>	<b>24,046,511</b>
<b>FLEXIBLE EMPLOYEES' BENEFIT BOARD SUMMARY</b>						
Personnel Costs	1,203,277	1,263,441	1,075,769	(187,672)	(14.85)	
Employee Benefits	467,320	481,304	472,878	(8,426)	(1.75)	
Travel - In-State	6,300	6,800	7,340	540	7.94	
Rentals and Leases	165,900	179,700	194,651	14,951	8.32	
Utilities and Communication	24,675	26,700	28,892	2,192	8.21	
Professional Fees and Services	258,831	1,650,000	1,650,000	0	0.00	
Supplies/Materials/Operating Expenses	87,311	94,607	102,516	7,909	8.36	
Grants and Benefits	16,275,620	18,481,500	20,514,465	2,032,965	11.00	
<b>TOTAL EXPENDITURES</b>	<b>18,489,234</b>	<b>22,184,052</b>	<b>24,046,511</b>	<b>1,862,459</b>	<b>8.40</b>	<b>24,046,511</b>
Total Number of Employees	13.00	19.00	19.00	0.00	0.00	
<b>SOURCE OF FUNDS:</b>						
Flexible Benefits Administrative Fund	1,954,783	2,052,552	1,882,046	(170,506)	(8.31)	1,882,046
Flexible Benefits Contribution Fund	16,534,451	20,131,500	22,164,465	2,032,965	10.10	22,164,465
<b>Total Funds</b>	<b>18,489,234</b>	<b>22,184,052</b>	<b>24,046,511</b>	<b>1,862,459</b>	<b>8.40</b>	<b>24,046,511</b>

**AGENCY DESCRIPTION:** Administers the flexible employee benefit plan to include arrangement of flexible employee benefits with selected providers; enrollment of state employees and their eligible dependents when the flexible benefits option is elected; accounting for flexible employee benefit deductions and the payments to providers; and responding to flexible employee benefit questions, complaints and needs of the state employees.

## FLEXIBLE EMPLOYEES' BENEFIT BOARD

### Performance Indicators

	Actual	Budgeted	Requested
	2022	2023	2024
Employees Enrolled:			
Premium Conversion Plan	3,968	3,968	3,968
Health Insurance	27,723	27,723	27,723
Dependent Care Reimbursement Account	319	319	319
Health Care Reimbursement Account	10,387	10,387	10,387
Estimated Pre-Tax Deductions:			
Cafeteria Plan	51,641,474	51,641,474	51,641,474
Voluntary Coverages	2,826,810	2,826,810	2,826,810
Dependent Care Reimbursement Account	1,114,517	1,114,517	1,114,517
Health Care Reimbursement Account	12,859,071	12,859,071	12,859,071
Total Pre-Tax Deductions	68,441,872	68,441,872	68,441,872
Estimated Tax Savings - State Share	5,235,803	5,235,803	5,235,803

**DEPARTMENT OF FORENSIC SCIENCES**

	Actual 2022	Budgeted 2023	Requested 2024	Increase/(Decrease)		Governor's Recommendation 2024
				From Prior Year		
				Amount	Percent	
Unencumbered Balance Brought Forward	2,690,884	2,176,150	1,631,719	(544,431)	(25.02)	1,631,719
<b>RECEIPTS:</b>						
Federal and Local Funds:						
Local Funds	674,206	728,000	728,000	0	0.00	728,000
Federal Funds	1,350,451	1,795,000	2,006,000	211,000	11.75	2,006,000
State Funds:						
State General Fund	15,765,332	18,500,000	22,498,007	3,998,007	21.61	21,295,257
State General Fund- Reversion Reappropriated	73,113	1,209	0	(1,209)	(100.00)	0
State General Fund - COLA	238,840	357,492	0	(357,492)	(100.00)	0
State General Fund - Supplemental Appropriation	5,300,000	0	0	0	.....	0
State General Fund - Retiree Bonus	0	72,094	0	(72,094)	(100.00)	0
Chemical Testing Fund	914,760	920,000	920,000	0	0.00	920,000
Forensic Services Trust Fund	4,901,981	2,100,000	2,100,000	0	0.00	2,100,000
DNA Database Fund	7,079,564	7,500,000	7,500,000	0	0.00	7,500,000
Children First Trust Fund	613,651	494,309	494,309	0	0.00	494,309
<b>TOTAL RECEIPTS</b>	<b>36,911,898</b>	<b>32,468,104</b>	<b>36,246,316</b>	<b>3,778,212</b>	<b>11.64</b>	<b>35,043,566</b>
<b>TOTAL AVAILABLE</b>	<b>39,602,782</b>	<b>34,644,254</b>	<b>37,878,035</b>	<b>3,233,781</b>	<b>9.33</b>	<b>36,675,285</b>
<b>LESS: EXPENDITURES</b>	<b>37,425,422</b>	<b>33,012,535</b>	<b>37,375,571</b>	<b>4,363,036</b>	<b>13.22</b>	<b>36,172,821</b>
<b>REVERSION TO STATE GENERAL FUND</b>	<b>1,210</b>	<b>0</b>	<b>0</b>	<b>0</b>	<b>.....</b>	<b>0</b>
<b>Balance Unencumbered</b>	<b>2,176,150</b>	<b>1,631,719</b>	<b>502,464</b>	<b>(1,129,255)</b>	<b>(69.21)</b>	<b>502,464</b>
<b><u>SUMMARY BUDGET REQUEST</u></b>						
<b>PROGRAMS AND PROGRAM FUNCTIONS</b>						
<b>CAPITAL OUTLAY PROGRAM</b>						
Administrative Service Function	5,300,000	0	0	0	.....	
<b>TOTAL</b>	<b>5,300,000</b>	<b>0</b>	<b>0</b>	<b>0</b>	<b>.....</b>	
<b>FORENSIC SCIENCES SERVICES PROGRAM</b>						
Pathology Function	5,609,594	6,955,133	7,536,879	581,746	8.36	
Toxicology Function	3,858,844	4,536,500	4,986,607	450,107	9.92	
Criminalistics Function	14,505,343	12,396,704	14,351,392	1,954,688	15.77	
Administrative Services Function	8,151,641	9,124,198	10,500,693	1,376,495	15.09	
<b>TOTAL</b>	<b>32,125,422</b>	<b>33,012,535</b>	<b>37,375,571</b>	<b>4,363,036</b>	<b>13.22</b>	
<b>TOTAL EXPENDITURES</b>	<b>37,425,422</b>	<b>33,012,535</b>	<b>37,375,571</b>	<b>4,363,036</b>	<b>13.22</b>	<b>36,172,821</b>
<b>DEPARTMENT OF FORENSIC SCIENCES SUMMARY</b>						
Personnel Costs	15,141,055	17,643,522	18,935,563	1,292,041	7.32	
Employee Benefits	5,651,091	6,488,414	7,673,841	1,185,427	18.27	
Travel - In-State	58,080	133,123	133,123	0	0.00	
Travel - Out-of-State	21,007	125,400	125,400	0	0.00	
Repairs and Maintenance	710,425	765,110	1,063,500	298,390	39.00	
Rentals and Leases	484,606	364,700	364,700	0	0.00	
Utilities and Communication	1,125,009	1,085,709	1,506,500	420,791	38.76	



**DEPARTMENT OF FORENSIC SCIENCES**

	Actual 2022	Budgeted 2023	Requested 2024	Increase/(Decrease)		Governor's Recommendation 2024
				From Prior Year		
				Amount	Percent	
Professional Fees and Services	1,055,659	781,476	781,476	0	0.00	
Supplies/Materials/Operating Expenses	4,207,807	3,790,407	4,110,794	320,387	8.45	
Transportation Equipment Operations	174,499	112,500	112,500	0	0.00	
Grants and Benefits	41,999	42,000	42,000	0	0.00	
Capital Outlay	5,300,000	0	0	0	.....	
Transportation Equipment Purchases	0	95,000	300,000	205,000	215.79	
Other Equipment Purchases	2,986,691	1,045,174	1,686,174	641,000	61.33	
Debt Services	467,144	540,000	540,000	0	0.00	
Miscellaneous	350	0	0	0	.....	
<b>TOTAL EXPENDITURES</b>	<b>37,425,422</b>	<b>33,012,535</b>	<b>37,375,571</b>	<b>4,363,036</b>	<b>13.22</b>	<b>36,172,821</b>
<b>Total Number of Employees</b>	<b>217.34</b>	<b>239.00</b>	<b>243.00</b>	<b>4.00</b>	<b>1.67</b>	
<b>SOURCE OF FUNDS:</b>						
State General Fund	21,376,075	18,930,795	22,498,007	3,567,212	18.84	21,295,257
Federal Funds	1,423,712	1,795,000	2,006,000	211,000	11.75	2,006,000
Local Funds	653,657	851,965	866,990	15,025	1.76	866,990
DNA Database Fund	7,490,265	7,701,429	8,141,096	439,667	5.71	8,141,096
Forensic Services Trust Fund	5,057,223	2,356,406	2,256,250	(100,156)	(4.25)	2,256,250
Chemical Testing Fund	810,839	882,631	1,112,919	230,288	26.09	1,112,919
Children First Trust Fund	613,651	494,309	494,309	0	0.00	494,309
<b>Total Funds</b>	<b>37,425,422</b>	<b>33,012,535</b>	<b>37,375,571</b>	<b>4,363,036</b>	<b>13.22</b>	<b>36,172,821</b>

AGENCY DESCRIPTION: Provides the Alabama criminal justice system with scientific and medical assistance in the investigation of crimes and deaths in the state of Alabama, which services are extended from 11 forensic laboratories and autopsy facilities. Provides assistance in the areas of pathology, toxicology, firearms and toolmarks, forensic biology, trace evidence, fingerprints, drug chemistry, handwriting and documents, crime scene assistance, and court testimony. Maintains two databases in our four regional laboratories that are connected to national networks, including the DNA profiles of convicted felons and firearms evidence. Serves as the technical leader and statewide manager of DUI enforcement evidence.

**ALABAMA STATE BOARD OF REGISTRATION FOR FORESTERS**

	Actual 2022	Budgeted 2023	Requested 2024	Increase/(Decrease) From Prior Year		Governor's Recommendation 2024
				Amount	Percent	
Unencumbered Balance Brought Forward	112,966	93,615	93,615	0	0.00	93,615
<b>RECEIPTS:</b>						
State Funds:						
Professional Foresters Fund	134,068	200,000	200,000	0	0.00	200,000
<b>TOTAL RECEIPTS</b>	<b>134,068</b>	<b>200,000</b>	<b>200,000</b>	<b>0</b>	<b>0.00</b>	<b>200,000</b>
<b>TOTAL AVAILABLE</b>	<b>247,034</b>	<b>293,615</b>	<b>293,615</b>	<b>0</b>	<b>0.00</b>	<b>293,615</b>
<b>LESS: EXPENDITURES</b>	<b>153,419</b>	<b>200,000</b>	<b>200,000</b>	<b>0</b>	<b>0.00</b>	<b>200,000</b>
Balance Unencumbered	93,615	93,615	93,615	0	0.00	93,615

SUMMARY BUDGET REQUEST

PROGRAMS AND PROGRAM FUNCTIONS

PROFESSIONAL AND OCCUPATIONAL LICENSING AND REGULATION PROGRAM

Licensing of Foresters Function	153,419	200,000	200,000	0	0.00	
<b>TOTAL</b>	<b>153,419</b>	<b>200,000</b>	<b>200,000</b>	<b>0</b>	<b>0.00</b>	
<b>TOTAL EXPENDITURES</b>	<b>153,419</b>	<b>200,000</b>	<b>200,000</b>	<b>0</b>	<b>0.00</b>	<b>200,000</b>

ALABAMA STATE BOARD OF REGISTRATION FOR FORESTERS SUMMARY

Personnel Costs	92,060	94,623	100,900	6,277	6.63	
Employee Benefits	31,469	32,313	38,000	5,687	17.60	
Travel - In-State	3,685	9,600	8,000	(1,600)	(16.67)	
Travel - Out-of-State	2,500	4,264	4,000	(264)	(6.19)	
Repairs and Maintenance	315	4,000	1,000	(3,000)	(75.00)	
Rentals and Leases	0	8,000	2,000	(6,000)	(75.00)	
Utilities and Communication	2,391	8,800	3,000	(5,800)	(65.91)	
Professional Fees and Services	10,303	25,200	30,000	4,800	19.05	
Supplies/Materials/Operating Expenses	8,922	8,800	10,000	1,200	13.64	
Grants and Benefits	25	400	100	(300)	(75.00)	
Other Equipment Purchases	1,749	4,000	3,000	(1,000)	(25.00)	
<b>TOTAL EXPENDITURES</b>	<b>153,419</b>	<b>200,000</b>	<b>200,000</b>	<b>0</b>	<b>0.00</b>	<b>200,000</b>
Total Number of Employees	1.00	1.00	1.00	0.00	0.00	

SOURCE OF FUNDS:

Professional Foresters Fund	153,419	200,000	200,000	0	0.00	200,000
<b>Total Funds</b>	<b>153,419</b>	<b>200,000</b>	<b>200,000</b>	<b>0</b>	<b>0.00</b>	<b>200,000</b>

AGENCY DESCRIPTION: Serves the public and members of the forestry profession by insuring only trained, competent persons are licensed to practice forestry in the State of Alabama.

**ALABAMA FORESTRY COMMISSION**

	Actual 2022	Budgeted 2023	Requested 2024	Increase/(Decrease)		Governor's Recommendation 2024
				From Prior Year		
				Amount	Percent	
Unencumbered Balance Brought Forward	12,211,971	5,527,986	4,511,584	(1,016,402)	(18.39)	4,511,584
<b>RECEIPTS:</b>						
Federal and Local Funds:						
Federal and Local Funds	5,103,561	5,000,000	6,000,000	1,000,000	20.00	6,000,000
State Funds:						
State General Fund - Transfer	12,662,933	12,471,021	15,048,732	2,577,711	20.67	13,967,086
State General Fund - Transfer - COLA	108,088	226,651	0	(226,651)	(100.00)	0
State General Fund - Transfer - Retiree Bonus	0	39,363	0	(39,363)	(100.00)	0
State General Fund- Transfer - Supplemental Appropriation	3,500,000	0	0	0	.....	0
State General Fund - Transfer - Conditional - Emergency Forest Fire Fund	250,000	250,000	250,000	0	0.00	250,000
Education Trust Fund - Transfer from State Department of Education	60,000	60,000	60,000	0	0.00	0
Alabama Forestry Commission Fund	10,398,516	11,213,556	10,727,866	(485,690)	(4.33)	10,727,866
<b>TOTAL RECEIPTS</b>	<b>32,083,098</b>	<b>29,260,591</b>	<b>32,086,598</b>	<b>2,826,007</b>	<b>9.66</b>	<b>30,944,952</b>
<b>TOTAL AVAILABLE</b>	<b>44,295,069</b>	<b>34,788,577</b>	<b>36,598,182</b>	<b>1,809,605</b>	<b>5.20</b>	<b>35,456,536</b>
<b>LESS: EXPENDITURES</b>	<b>38,767,083</b>	<b>30,276,993</b>	<b>33,998,089</b>	<b>3,721,096</b>	<b>12.29</b>	<b>32,856,443</b>
Balance Unencumbered	5,527,986	4,511,584	2,600,093	(1,911,491)	(42.37)	2,600,093

SUMMARY BUDGET REQUEST

PROGRAMS AND PROGRAM FUNCTIONS

FOREST RESOURCES, PROTECTION, AND DEVELOPMENT PROGRAM

NE Region Function	4,056,371	4,270,882	4,483,802	212,920	4.99	
NW Region Function	3,391,659	3,833,550	4,079,212	245,662	6.41	
SE Region Function	3,444,817	3,535,576	3,957,237	421,661	11.93	
SW Region Function	2,839,058	3,273,658	3,555,838	282,180	8.62	
Executive Function	14,195,098	10,161,239	11,888,279	1,727,040	17.00	
Forest Management Function	3,876,877	2,212,040	2,461,782	249,742	11.29	
Forest Protection Function	2,441,920	2,990,048	3,571,939	581,891	19.46	
Hurricane Michael Function	4,521,283	0	0	0	.....	
<b>TOTAL</b>	<b>38,767,083</b>	<b>30,276,993</b>	<b>33,998,089</b>	<b>3,721,096</b>	<b>12.29</b>	
<b>TOTAL EXPENDITURES</b>	<b>38,767,083</b>	<b>30,276,993</b>	<b>33,998,089</b>	<b>3,721,096</b>	<b>12.29</b>	<b>32,856,443</b>

ALABAMA FORESTRY COMMISSION SUMMARY

Personnel Costs	12,241,826	14,008,005	15,023,814	1,015,809	7.25	
Employee Benefits	5,107,298	5,571,799	6,694,208	1,122,409	20.14	
Travel - In-State	244,972	327,600	300,600	(27,000)	(8.24)	
Travel - Out-of-State	63,370	45,000	130,000	85,000	188.89	
Repairs and Maintenance	266,577	308,000	246,400	(61,600)	(20.00)	
Rentals and Leases	47,381	51,600	81,850	30,250	58.62	
Utilities and Communication	654,629	758,226	768,226	10,000	1.32	
Professional Fees and Services	715,510	1,033,000	1,000,500	(32,500)	(3.15)	
Supplies/Materials/Operating Expenses	869,932	962,000	938,000	(24,000)	(2.49)	

**ALABAMA FORESTRY COMMISSION**

	Actual 2022	Budgeted 2023	Requested 2024	Increase/(Decrease)		Governor's Recommendation 2024
				From Prior Year		
				Amount	Percent	
Transportation Equipment Operations	1,861,853	1,633,609	1,880,000	246,391	15.08	
Grants and Benefits	10,873,823	2,275,000	2,175,000	(100,000)	(4.40)	
Capital Outlay	425,735	813,077	1,000,000	186,923	22.99	
Transportation Equipment Purchases	5,149,233	1,823,077	2,231,000	407,923	22.38	
Other Equipment Purchases	244,944	667,000	1,528,491	861,491	129.16	
<b>TOTAL EXPENDITURES</b>	<b>38,767,083</b>	<b>30,276,993</b>	<b>33,998,089</b>	<b>3,721,096</b>	<b>12.29</b>	<b>32,856,443</b>
<b>Total Number of Employees</b>	<b>265.12</b>	<b>235.00</b>	<b>259.00</b>	<b>24.00</b>	<b>10.21</b>	
<b>SOURCE OF FUNDS:</b>						
State General Fund - Transfer	16,271,021	12,737,035	15,048,732	2,311,697	18.15	13,967,086
Education Trust Fund - Transfer	60,000	60,000	60,000	0	0.00	0
Emergency Forest Fire Fund	414,910	1,266,402	851,491	(414,911)	(32.76)	851,491
Alabama Forestry Commission Fund	22,021,152	16,213,556	18,037,866	1,824,310	11.25	18,037,866
<b>Total Funds</b>	<b>38,767,083</b>	<b>30,276,993</b>	<b>33,998,089</b>	<b>3,721,096</b>	<b>12.29</b>	<b>32,856,443</b>

**AGENCY DESCRIPTION:** Administers and coordinates the protection and enhancement of Alabama forests through fire protection, landowner assistance programs, urban forestry, reforestation, forest resource statistics, and forestry investment.

**BOARD OF FOREVER WILD LAND TRUST**

	Actual 2022	Budgeted 2023	Requested 2024	Increase/(Decrease)		Governor's Recommendation 2024
				From Prior Year		
				Amount	Percent	
Unencumbered Balance Brought Forward	194,411	828,579	828,579	0	0.00	828,579
Investments Balance Brought Forward	21,424,177	17,409,311	17,409,311	0	0.00	17,409,311
<b>RECEIPTS:</b>						
State Funds:						
Interest Income - Investment	54,372	68,595	53,899	(14,696)	(21.42)	53,899
Interest Income - Transfer from Alabama Trust Fund	15,000,000	15,000,000	15,000,000	0	0.00	15,000,000
Miscellaneous	38,575	40,000	38,575	(1,425)	(3.56)	38,575
Car Tag Revenue	246,459	246,459	246,459	0	0.00	246,459
<b>TOTAL RECEIPTS</b>	<b>15,339,406</b>	<b>15,355,054</b>	<b>15,338,933</b>	<b>(16,121)</b>	<b>(0.10)</b>	<b>15,338,933</b>
<b>TOTAL AVAILABLE</b>	<b>36,957,994</b>	<b>33,592,944</b>	<b>33,576,823</b>	<b>(16,121)</b>	<b>(0.05)</b>	<b>33,576,823</b>
<b>LESS: EXPENDITURES</b>	<b>14,705,238</b>	<b>15,355,054</b>	<b>16,150,918</b>	<b>795,864</b>	<b>5.18</b>	<b>16,150,918</b>
Investments Adjustment	4,014,866	0	0	0	.....	0
Investments Balance	17,409,311	17,409,311	17,409,311	0	0.00	17,409,311
Balance Unencumbered	828,579	828,579	16,594	(811,985)	(98.00)	16,594
<b>SUMMARY BUDGET REQUEST</b>						
<b>PROGRAMS AND PROGRAM FUNCTIONS</b>						
<b>CAPITAL OUTLAY PROGRAM</b>						
Alabama Forever Wild Trust Function	13,356,047	13,239,317	14,535,181	1,295,864	9.79	
<b>TOTAL</b>	<b>13,356,047</b>	<b>13,239,317</b>	<b>14,535,181</b>	<b>1,295,864</b>	<b>9.79</b>	
<b>ADMINISTRATIVE SERVICES PROGRAM</b>						
Alabama Forever Wild Trust Function	1,349,191	2,115,737	1,615,737	(500,000)	(23.63)	
<b>TOTAL</b>	<b>1,349,191</b>	<b>2,115,737</b>	<b>1,615,737</b>	<b>(500,000)</b>	<b>(23.63)</b>	
<b>TOTAL EXPENDITURES</b>	<b>14,705,238</b>	<b>15,355,054</b>	<b>16,150,918</b>	<b>795,864</b>	<b>5.18</b>	<b>16,150,918</b>
<b>BOARD OF FOREVER WILD LAND TRUST SUMMARY</b>						
Travel - In-State	3,886	15,000	15,000	0	0.00	
Rentals and Leases	270	10,000	10,000	0	0.00	
Professional Fees and Services	437,605	1,160,737	1,160,737	0	0.00	
Supplies/Materials/Operating Expenses	7,430	30,000	30,000	0	0.00	
Capital Outlay	8,063,954	11,253,419	11,929,904	676,485	6.01	
Miscellaneous	6,192,093	2,885,898	3,005,277	119,379	4.14	
<b>TOTAL EXPENDITURES</b>	<b>14,705,238</b>	<b>15,355,054</b>	<b>16,150,918</b>	<b>795,864</b>	<b>5.18</b>	<b>16,150,918</b>
Total Number of Employees	0.00	0.00	0.00	0.00	.....	
<b>SOURCE OF FUNDS:</b>						
Forever Wild Trust Fund	14,705,238	15,355,054	16,150,918	795,864	5.18	16,150,918
<b>Total Funds</b>	<b>14,705,238</b>	<b>15,355,054</b>	<b>16,150,918</b>	<b>795,864</b>	<b>5.18</b>	<b>16,150,918</b>

AGENCY DESCRIPTION: Operates a land acquisition program for acquiring public land to preserve for a wide variety of public uses.

**FOREVER WILD TRUST FUND/STEWARDSHIP BOARD**

	Actual 2022	Budgeted 2023	Requested 2024	Increase/(Decrease)		Governor's Recommendation 2024
				From Prior Year		
				Amount	Percent	
Unencumbered Balance Brought Forward	0	2,073,679	2,073,679	0	0.00	2,073,679
Investments Balance Brought Forward	37,481,803	37,765,118	37,765,118	0	0.00	37,765,118
<b>RECEIPTS:</b>						
State Funds:						
Forever Wild Trust Fund - Transfer	2,819,700	1,282,260	1,282,260	0	0.00	1,282,260
Other Income	1,036	0	0	0	.....	0
Interest Income	217,741	217,740	217,740	0	0.00	217,740
<b>TOTAL RECEIPTS</b>	<b>3,038,477</b>	<b>1,500,000</b>	<b>1,500,000</b>	<b>0</b>	<b>0.00</b>	<b>1,500,000</b>
<b>TOTAL AVAILABLE</b>	<b>40,520,280</b>	<b>41,338,797</b>	<b>41,338,797</b>	<b>0</b>	<b>0.00</b>	<b>41,338,797</b>
<b>LESS: EXPENDITURES</b>	<b>964,798</b>	<b>1,500,000</b>	<b>3,000,000</b>	<b>1,500,000</b>	<b>100.00</b>	<b>3,000,000</b>
Investments Adjustment	(283,315)	0	0	0	.....	0
Investments Balance	37,765,118	37,765,118	37,765,118	0	0.00	37,765,118
Balance Unencumbered	2,073,679	2,073,679	573,679	(1,500,000)	(72.34)	573,679

SUMMARY BUDGET REQUEST

PROGRAMS AND PROGRAM FUNCTIONS

ALABAMA NATURAL HERITAGE PROGRAM

Alabama Forever Wild Trust Function	964,798	1,500,000	3,000,000	1,500,000	100.00	
<b>TOTAL</b>	<b>964,798</b>	<b>1,500,000</b>	<b>3,000,000</b>	<b>1,500,000</b>	<b>100.00</b>	
<b>TOTAL EXPENDITURES</b>	<b>964,798</b>	<b>1,500,000</b>	<b>3,000,000</b>	<b>1,500,000</b>	<b>100.00</b>	<b>3,000,000</b>

FOREVER WILD TRUST FUND/STEWARDSHIP BOARD SUMMARY

Travel-In State	96,629	100,000	135,000	35,000	35.00	
Repairs and Maintenance	329,364	400,000	1,126,000	726,000	181.50	
Rentals and Leases	823	5,000	35,000	30,000	600.00	
Utilities and Communication	0	3,000	7,000	4,000	133.33	
Professional Fees and Services	53,132	211,000	291,000	80,000	37.91	
Supplies/Materials/Operating Expenses	114,868	156,900	196,900	40,000	25.49	
Transportation Equipment Operations	222,544	245,000	275,000	30,000	12.24	
Grants and Benefits	9,727	13,000	13,000	0	0.00	
Capital Outlay	30,080	111,500	561,500	450,000	403.59	
Transportation Equipment Purchases	39,010	127,500	197,500	70,000	54.90	
Other Equipment Purchases	68,621	127,100	162,100	35,000	27.54	
<b>TOTAL EXPENDITURES</b>	<b>964,798</b>	<b>1,500,000</b>	<b>3,000,000</b>	<b>1,500,000</b>	<b>100.00</b>	<b>3,000,000</b>
<b>Total Number of Employees</b>	<b>0.00</b>	<b>0.00</b>	<b>0.00</b>	<b>0.00</b>	<b>.....</b>	

SOURCE OF FUNDS:

Forever Wild Stewardship Fund	964,798	1,500,000	3,000,000	1,500,000	100.00	3,000,000
<b>Total Funds</b>	<b>964,798</b>	<b>1,500,000</b>	<b>3,000,000</b>	<b>1,500,000</b>	<b>100.00</b>	<b>3,000,000</b>

AGENCY DESCRIPTION: Provides for the management and care of the lands acquired by the Forever Wild Trust Program.

**ALABAMA BOARD OF FUNERAL SERVICES**

	Actual 2022	Budgeted 2023	Requested 2024	Increase/(Decrease) From Prior Year		Governor's Recommendation 2024
				Amount	Percent	
Unencumbered Balance Brought Forward	983,947	1,716,137	1,716,137	0	0.00	1,716,137
<b>RECEIPTS:</b>						
State Funds:						
Funeral Board Property Aquisition	0	0	40,000	40,000	.....	40,000
Licensing and Administrative Fees	1,232,911	683,566	496,037	(187,529)	(27.43)	496,037
<b>TOTAL RECEIPTS</b>	<b>1,232,911</b>	<b>683,566</b>	<b>536,037</b>	<b>(147,529)</b>	<b>(21.58)</b>	<b>536,037</b>
<b>TOTAL AVAILABLE</b>	<b>2,216,858</b>	<b>2,399,703</b>	<b>2,252,174</b>	<b>(147,529)</b>	<b>(6.15)</b>	<b>2,252,174</b>
<b>LESS: EXPENDITURES</b>	<b>500,721</b>	<b>683,566</b>	<b>536,037</b>	<b>(147,529)</b>	<b>(21.58)</b>	<b>536,037</b>
Balance Unencumbered	1,716,137	1,716,137	1,716,137	0	0.00	1,716,137
<b>SUMMARY BUDGET REQUEST</b>						
<b>PROGRAMS AND PROGRAM FUNCTIONS</b>						
<b>PROFESSIONAL AND OCCUPATIONAL LICENSING AND REGULATION PROGRAM</b>						
Funeral Services Licensing and Regulation Function	500,721	683,566	536,037	(147,529)	(21.58)	
<b>TOTAL</b>	<b>500,721</b>	<b>683,566</b>	<b>536,037</b>	<b>(147,529)</b>	<b>(0.2158)</b>	
<b>TOTAL EXPENDITURES</b>	<b>500,721</b>	<b>683,566</b>	<b>536,037</b>	<b>(147,529)</b>	<b>(0.2158)</b>	<b>536,037</b>
<b>ALABAMA BOARD OF FUNERAL SERVICES SUMMARY</b>						
Personnel Costs	209,696	221,556	232,829	11,273	5.09	
Employee Benefits	76,542	81,944	92,208	10,264	12.53	
Travel - In-State	8,583	35,000	15,000	(20,000)	(57.14)	
Travel - Out-of-State	0	4,000	4,000	0	0.00	
Repairs and Maintenance	64,347	71,000	15,000	(56,000)	(78.87)	
Rentals and Leases	19,524	34,000	25,000	(9,000)	(26.47)	
Utilities and Communication	29,040	47,000	25,000	(22,000)	(46.81)	
Professional Fees and Services	64,461	132,650	60,000	(72,650)	(54.77)	
Supplies/Materials/Operating Expenses	17,942	39,461	17,000	(22,461)	(56.92)	
Other Equipment Purchases	10,586	16,955	10,000	(6,955)	(41.02)	
Miscellaneous	0	0	40,000	40,000	.....	
<b>TOTAL EXPENDITURES</b>	<b>500,721</b>	<b>683,566</b>	<b>536,037</b>	<b>(147,529)</b>	<b>(21.58)</b>	<b>536,037</b>
<b>Total Number of Employees</b>	<b>16.00</b>	<b>16.00</b>	<b>16.00</b>	<b>0.00</b>	<b>0.00</b>	
<b>SOURCE OF FUNDS:</b>						
Funeral Directors and Embalmers Fund	350,738	520,566	536,037	15,471	2.97	536,037
Funeral Directors and Embalmers Fund- Reversion Reappropriated	149,983	163,000	0	(163,000)	(100.00)	0
<b>Total Funds</b>	<b>500,721</b>	<b>683,566</b>	<b>536,037</b>	<b>(147,529)</b>	<b>0.0297</b>	<b>536,037</b>

**AGENCY DESCRIPTION:** Provides for the licensing of funeral directors, embalmers and funeral establishments. Provides for the examination of funeral directors and embalmers and sets fees for licenses. Provides for the annual inspection of establishments. Performs investigations regarding violations of Title 34, Chapter 13, Code of Alabama 1975.

**ALABAMA BOARD OF GENETIC COUNSELING**

	Actual 2022	Budgeted 2023	Requested 2024	Increase/(Decrease) From Prior Year		Governor's Recommendation 2024
				Amount	Percent	
Unencumbered Balance Brought Forward	81,153	183,799	183,799	0	0.00	183,799
<b>RECEIPTS:</b>						
<b>State Funds:</b>						
Genetic Counseling Fund	159,650	70,000	95,000	25,000	35.71	95,000
<b>TOTAL RECEIPTS</b>	<b>159,650</b>	<b>70,000</b>	<b>95,000</b>	<b>25,000</b>	<b>35.71</b>	<b>95,000</b>
<b>TOTAL AVAILABLE</b>	<b>240,803</b>	<b>253,799</b>	<b>278,799</b>	<b>25,000</b>	<b>9.85</b>	<b>278,799</b>
<b>LESS: EXPENDITURES</b>	<b>57,004</b>	<b>70,000</b>	<b>95,000</b>	<b>25,000</b>	<b>35.71</b>	<b>95,000</b>
Balance Unencumbered	183,799	183,799	183,799	0	0.00	183,799

SUMMARY BUDGET REQUEST

PROGRAMS AND PROGRAM FUNCTIONS

PROFESSIONAL AND OCCUPATIONAL LICENSING  
AND REGULATION PROGRAM

Genetic Counseling Licensing and Regulation Function	57,004	70,000	95,000	25,000	35.71	
<b>TOTAL</b>	<b>57,004</b>	<b>70,000</b>	<b>95,000</b>	<b>25,000</b>	<b>35.71</b>	
<b>TOTAL EXPENDITURES</b>	<b>57,004</b>	<b>70,000</b>	<b>95,000</b>	<b>25,000</b>	<b>35.71</b>	<b>95,000</b>

ALABAMA BOARD OF GENETIC COUNSELING SUMMARY

Travel - In State	444	3,000	3,000	0	0.00	
Travel - Out of State	0	3,000	3,000	0	0.00	
Rentals and Leases	0	2,000	2,000	4,000	200.00	
Utilities and Communication	857	1,500	6,500	5,000	333.33	
Professional Fees and Services	54,294	57,500	78,500	21,000	36.52	
Supplies, Materials, and Operating Expenses	1,409	2,000	2,000	0	0.00	
Other Equipment Purchases	0	1,000	0	(1,000)	(100.00)	
<b>TOTAL EXPENDITURES</b>	<b>57,004</b>	<b>70,000</b>	<b>95,000</b>	<b>25,000</b>	<b>35.71</b>	<b>95,000</b>
<b>Total Number of Employees</b>	<b>0.00</b>	<b>0.00</b>	<b>0.00</b>	<b>0.00</b>	<b>.....</b>	

SOURCE OF FUNDS:

Genetic Counseling Fund	57,004	70,000	95,000	25,000	35.71	95,000
<b>Total Funds</b>	<b>57,004</b>	<b>70,000</b>	<b>95,000</b>	<b>25,000</b>	<b>35.71</b>	<b>95,000</b>

AGENCY DESCRIPTION: Regulates the practice of genetic counseling as per the Alabama Genetic Counselor Act, Alabama Act # 2019-224. This includes granting of licenses to qualified applicants, establish continuing education requirements, and investigating complaints regarding individuals who are not in compliance with the above named Act.



**GEOLOGICAL SURVEY**

	Actual 2022	Budgeted 2023	Requested 2024	Increase/(Decrease) From Prior Year		Governor's Recommendation 2024
				Amount	Percent	
Unencumbered Balance Brought Forward	899,741	995,847	826,190	(169,657)	(17.04)	826,190
<b>RECEIPTS:</b>						
Federal and Local Funds:						
Federal Project Receipts	1,406,935	3,206,343	3,410,000	203,657	6.35	3,410,000
State Funds:						
Education Trust Fund	526,818	545,206	594,275	49,069	9.00	554,197
Education Trust Fund - Supplemental Appropriation	7,000,000	7,004,252	0	(7,004,252)	(100.00)	0
Education Trust Fund - Reversion Reappropriated	467	0	0	0	.....	0
State General Fund - State Water Assessment						
Program	802,750	802,750	1,000,000	197,250	24.57	802,750
State General Fund	3,175,386	3,372,439	4,973,459	1,601,020	47.47	3,453,902
State General Fund - Reversion Reappropriated	284,809	391,081	0	(391,081)	(100.00)	0
State General Fund - COLA	50,379	81,463	0	(81,463)	(100.00)	0
State General Fund - Retiree Bonus	0	17,819	0	(17,819)	(100.00)	0
<b>TOTAL RECEIPTS</b>	<b>13,247,544</b>	<b>15,421,353</b>	<b>9,977,734</b>	<b>(5,443,619)</b>	<b>(35.30)</b>	<b>8,220,849</b>
<b>TOTAL AVAILABLE</b>	<b>14,147,285</b>	<b>16,417,200</b>	<b>10,803,924</b>	<b>(5,613,276)</b>	<b>(34.19)</b>	<b>9,047,039</b>
<b>LESS: EXPENDITURES</b>	<b>5,238,588</b>	<b>15,184,290</b>	<b>9,971,286</b>	<b>(5,213,004)</b>	<b>(34.33)</b>	<b>8,214,401</b>
TRANSFER TO ADECA	140,000	0	0	0	.....	0
TRANSFER TO CHOCTAWHATCHEE, PEA & YELLOW RIVERS WATERSHED						
REVERSION TO STATE GENERAL FUND	377,517	406,720	0	(406,720)	(100.00)	0
REVERSION TO STATE GENERAL FUND	391,081	0	0	0	.....	0
REVERSION TO EDUCATION TRUST FUND	7,004,252	0	0	0	.....	0
Balance Unencumbered	995,847	826,190	832,638	6,448	0.78	832,638

SUMMARY BUDGET REQUEST

PROGRAMS AND PROGRAM FUNCTIONS

DISCOVERY AND DEVELOPMENT OF MINERAL, ENERGY, AND WATER RESOURCES, GEOLOGICAL RESEARCH AND TOPOGRAPHIC MAPPING PROGRAM

Geological Investigations Function	1,937,652	9,923,442	4,151,811	(5,771,631)	(58.16)	
Water Investigations Function	1,952,284	3,344,180	3,423,081	78,901	2.36	
Agency Administration Function	1,348,652	1,916,668	2,396,394	479,726	25.03	
<b>TOTAL</b>	<b>5,238,588</b>	<b>15,184,290</b>	<b>9,971,286</b>	<b>(5,213,004)</b>	<b>(34.33)</b>	
<b>TOTAL EXPENDITURES</b>	<b>5,238,588</b>	<b>15,184,290</b>	<b>9,971,286</b>	<b>(5,213,004)</b>	<b>(34.33)</b>	<b>8,214,401</b>

GEOLOGICAL SURVEY SUMMARY

Personnel Costs	3,017,717	3,779,959	3,987,635	207,676	5.49	
Employee Benefits	1,094,192	1,362,496	1,502,219	139,723	10.25	
Travel - In-State	48,514	143,400	152,000	8,600	6.00	
Travel - Out-of-State	22,846	89,657	89,000	(657)	(0.73)	
Repairs and Maintenance	59,133	219,773	415,000	195,227	88.83	
Rentals and Leases	13,417	37,400	46,400	9,000	24.06	
Utilities and Communication	66,814	164,700	175,500	10,800	6.56	

## GEOLOGICAL SURVEY

	Actual 2022	Budgeted 2023	Requested 2024	Increase/(Decrease) From Prior Year		Governor's Recommendation 2024
				Amount	Percent	
Professional Fees and Services	243,716	1,000,556	2,048,000	1,047,444	104.69	
Supplies/Materials/Operating Expenses	231,303	426,000	486,000	60,000	14.08	
Transportation Equipment Operations	40,669	139,036	152,500	13,464	9.68	
Grants and Benefits	216,906	190,300	195,300	5,000	2.63	
Capital Outlay	0	7,000,000	0	(7,000,000)	(100.00)	
Transportation Equipment Purchases	831	187,700	231,500	43,800	23.34	
Other Equipment Purchases	77,441	337,313	384,232	46,919	13.91	
Debt Services	105,089	106,000	106,000	0	0.00	
<b>TOTAL EXPENDITURES</b>	<b>5,238,588</b>	<b>15,184,290</b>	<b>9,971,286</b>	<b>(5,213,004)</b>	<b>(34.33)</b>	<b>8,214,401</b>
<b>Total Number of Employees</b>	<b>44.00</b>	<b>54.00</b>	<b>56.00</b>	<b>2.00</b>	<b>3.70</b>	
<b>SOURCE OF FUNDS:</b>						
State General Fund	3,404,726	4,665,552	5,973,459	1,307,907	28.03	4,256,652
Education Trust Fund	523,033	7,549,458	594,275	(6,955,183)	(92.13)	554,197
Federal, Local and Miscellaneous Funds	1,283,095	2,799,623	3,403,552	603,929	21.57	3,403,552
BP Oil Spill Fund - Reversion Reappropriated	27,734	169,657	0	(169,657)	(100.00)	0
<b>Total Funds</b>	<b>5,238,588</b>	<b>15,184,290</b>	<b>9,971,286</b>	<b>(5,213,004)</b>	<b>(34.33)</b>	<b>8,214,401</b>

AGENCY DESCRIPTION: Provides for the discovery and development of minerals, energy and water resources, geological research and topographic mapping.

**ALABAMA BOARD OF LICENSURE FOR PROFESSIONAL GEOLOGISTS**

	Actual 2022	Budgeted 2023	Requested 2024	Increase/(Decrease) From Prior Year		Governor's Recommendation 2024
				Amount	Percent	
Unencumbered Balance Brought Forward	27,890	14,669	14,669	0	0.00	14,669
<b>RECEIPTS:</b>						
State Funds:						
License and Permit Fees	38,575	75,000	75,000	0	0.00	75,000
<b>TOTAL RECEIPTS</b>	<b>38,575</b>	<b>75,000</b>	<b>75,000</b>	<b>0</b>	<b>0.00</b>	<b>75,000</b>
<b>TOTAL AVAILABLE</b>	<b>66,465</b>	<b>89,669</b>	<b>89,669</b>	<b>0</b>	<b>0.00</b>	<b>89,669</b>
<b>LESS: EXPENDITURES</b>	<b>51,796</b>	<b>75,000</b>	<b>75,000</b>	<b>0</b>	<b>0.00</b>	<b>75,000</b>
Balance Unencumbered	14,669	14,669	14,669	0	0.00	14,669

SUMMARY BUDGET REQUEST

PROGRAMS AND PROGRAM FUNCTIONS

DISCOVERY AND DEVELOPMENT OF MINERAL, ENERGY, AND WATER RESOURCES, GEOLOGICAL RESEARCH AND TOPOGRAPHIC MAPPING PROGRAM

Licensing and Regulation Function	51,796	75,000	75,000	0	0.00	
<b>TOTAL</b>	<b>51,796</b>	<b>75,000</b>	<b>75,000</b>	<b>0</b>	<b>0.00</b>	
<b>TOTAL EXPENDITURES</b>	<b>51,796</b>	<b>75,000</b>	<b>75,000</b>	<b>0</b>	<b>0.00</b>	<b>75,000</b>

ALABAMA BOARD OF LICENSURE FOR PROFESSIONAL GEOLOGISTS SUMMARY

Personnel Costs	0	2,400	2,400	0	0.00	
Employee Benefits	0	800	800	0	0.00	
Travel - In-State	0	4,000	4,000	0	0.00	
Travel - Out-of-State	0	3,000	3,000	0	0.00	
Rentals and Leases	0	1,000	1,000	0	0.00	
Utilities and Communication	677	1,000	1,000	0	0.00	
Professional Fees and Services	39,487	57,800	58,800	1,000	1.73	
Supplies/Materials/Operating Expenses	11,632	4,000	4,000	0	0.00	
Other Equipment Purchases	0	1,000	0	(1,000)	(100.00)	
<b>TOTAL EXPENDITURES</b>	<b>51,796</b>	<b>75,000</b>	<b>75,000</b>	<b>0</b>	<b>0.00</b>	<b>75,000</b>
 Total Number of Employees	 0.00	 0.00	 0.00	 0.00	 .....	

SOURCE OF FUNDS:

Professional Geologists Fund	51,796	75,000	75,000	0	0.00	75,000
<b>Total Funds</b>	<b>51,796</b>	<b>75,000</b>	<b>75,000</b>	<b>0</b>	<b>0.00</b>	<b>75,000</b>

AGENCY DESCRIPTION: Protects life, health, safety, public welfare, and the environment through the regulation of the practice of geology in the state of Alabama.

**GOVERNOR'S CONTINGENCY FUND**

	Actual 2022	Budgeted 2023	Requested 2024	Increase/(Decrease) From Prior Year		Governor's Recommendation 2024
				Amount	Percent	
Unencumbered Balance Brought Forward	14,904	14,904	0	(14,904)	(100.00)	0
<b>RECEIPTS:</b>						
State Funds:						
State General Fund	74,336	74,336	74,336	0	0.00	74,336
State General Fund - Reversion Reappropriated	11,941	19,504	0	(19,504)	(100.00)	
State General Fund - Revenue Sharing Interest	97,946	26,440	0	(26,440)	(100.00)	
<b>TOTAL RECEIPTS</b>	<b>184,223</b>	<b>120,280</b>	<b>74,336</b>	<b>(45,944)</b>	<b>(38.20)</b>	<b>74,336</b>
<b>TOTAL AVAILABLE</b>	<b>199,127</b>	<b>135,184</b>	<b>74,336</b>	<b>(60,848)</b>	<b>(45.01)</b>	<b>74,336</b>
<b>LESS: EXPENDITURES</b>	<b>164,719</b>	<b>135,184</b>	<b>74,336</b>	<b>(60,848)</b>	<b>(45.01)</b>	<b>74,336</b>
<b>REVERSION TO STATE GENERAL FUND</b>	<b>19,504</b>	<b>0</b>	<b>0</b>	<b>0</b>	<b>.....</b>	<b>0</b>
<b>Balance Unencumbered</b>	<b>14,904</b>	<b>0</b>	<b>0</b>	<b>0</b>	<b>.....</b>	<b>0</b>
<b>SUMMARY BUDGET REQUEST</b>						
<b>PROGRAMS AND PROGRAM FUNCTIONS</b>						
<b>EXECUTIVE DIRECTION PROGRAM</b>						
Administration Support and Services Function	164,719	135,184	74,336	(60,848)	(45.01)	
<b>TOTAL</b>	<b>164,719</b>	<b>135,184</b>	<b>74,336</b>	<b>(60,848)</b>	<b>(45.01)</b>	
<b>TOTAL EXPENDITURES</b>	<b>164,719</b>	<b>135,184</b>	<b>74,336</b>	<b>(60,848)</b>	<b>(45.01)</b>	<b>74,336</b>
<b>GOVERNOR'S CONTINGENCY FUND SUMMARY</b>						
Travel - In-State	0	3,000	3,000	0	0.00	
Travel - Out-of-State	0	6,000	6,000	0	0.00	
Repairs and Maintenance	426	3,000	3,000	0	0.00	
Rentals and Leases	1,646	17,404	1,500	(15,904)	(91.38)	
Utilities and Communication	54,677	35,000	14,750	(20,250)	(57.86)	
Professional Fees and Services	39,468	24,444	12,500	(11,944)	(48.86)	
Supplies/Materials/Operating Expenses	56,789	42,186	32,186	(10,000)	(23.70)	
Transportation Equipment Operations	0	1,400	1,400	0	0.00	
Other Equipment Purchases	11,713	2,750	0	(2,750)	(100.00)	
<b>TOTAL EXPENDITURES</b>	<b>164,719</b>	<b>135,184</b>	<b>74,336</b>	<b>(60,848)</b>	<b>(45.01)</b>	<b>74,336</b>
<b>Total Number of Employees</b>	<b>0.00</b>	<b>0.00</b>	<b>0.00</b>	<b>0.00</b>	<b>.....</b>	
<b>SOURCE OF FUNDS:</b>						
State General Fund	164,719	120,280	74,336	(45,944)	(38.20)	74,336
Governors's Contingency Fund - Outer Continental Shelf						
Governors Coalition - Reversion Reappropriated	0	14,904	0	(14,904)	(100.00)	
<b>Total Funds</b>	<b>164,719</b>	<b>135,184</b>	<b>74,336</b>	<b>(60,848)</b>	<b>(45.01)</b>	<b>74,336</b>

**GOVERNOR'S MANSION AUTHORITY**

	Actual 2022	Budgeted 2023	Requested 2024	Increase/(Decrease) From Prior Year		Governor's Recommendation 2024
				Amount	Percent	
Unencumbered Balance Brought Forward	2,387,558	1,959,148	1,939,148	(20,000)	(1.02)	1,939,148
<b>RECEIPTS:</b>						
State Funds:						
State General Fund - Transfer	600,000	805,063	932,175	127,112	15.79	932,175
State General Fund - Transfer - COLA	5,063	12,937	0	(12,937)	(100.00)	0
State General Fund - Transfer - Retiree Bonus	0	2,884	0	(2,884)	(100.00)	0
Tourism Department Grant	450,000	500,000	0	(500,000)	(100.00)	0
<b>TOTAL RECEIPTS</b>	<b>1,055,063</b>	<b>1,320,884</b>	<b>932,175</b>	<b>(388,709)</b>	<b>(29.43)</b>	<b>932,175</b>
<b>TOTAL AVAILABLE</b>	<b>3,442,621</b>	<b>3,280,032</b>	<b>2,871,323</b>	<b>(408,709)</b>	<b>(12.46)</b>	<b>2,871,323</b>
<b>LESS: EXPENDITURES</b>	<b>1,483,473</b>	<b>1,340,884</b>	<b>932,175</b>	<b>(408,709)</b>	<b>(30.48)</b>	<b>932,175</b>
Balance Unencumbered	1,959,148	1,939,148	1,939,148	0	0.00	1,939,148
<b>SUMMARY BUDGET REQUEST</b>						
<b>PROGRAMS AND PROGRAM FUNCTIONS</b>						
<b>HISTORICAL RESOURCES MANAGEMENT PROGRAM</b>						
Historical Site Development and Preservation						
Function	1,483,473	1,340,884	932,175	(408,709)	(30.48)	
<b>TOTAL</b>	<b>1,483,473</b>	<b>1,340,884</b>	<b>932,175</b>	<b>(408,709)</b>	<b>(30.48)</b>	
<b>TOTAL EXPENDITURES</b>	<b>1,483,473</b>	<b>1,340,884</b>	<b>932,175</b>	<b>(408,709)</b>	<b>(73.88)</b>	<b>932,175</b>
<b>GOVERNOR'S MANSION AUTHORITY SUMMARY</b>						
Personnel Costs	265,819	307,013	362,820	55,807	18.18	
Employee Benefits	112,091	137,380	164,355	26,975	19.64	
Repairs and Maintenance	630,833	595,491	100,000	(495,491)	(83.21)	
Rentals and Leases	2,611	5,000	5,000	0	0.00	
Utilities and Communication	100,450	125,000	130,000	5,000	4.00	
Professional Fees and Services	267,302	50,000	40,000	(10,000)	(20.00)	
Supplies/Materials/Operating Expenses	86,338	90,000	100,000	10,000	11.11	
Transportation Equipment Operations	4,620	6,000	25,000	19,000	316.67	
Other Equipment Purchases	13,409	25,000	5,000	(20,000)	(80.00)	
<b>TOTAL EXPENDITURES</b>	<b>1,483,473</b>	<b>1,340,884</b>	<b>932,175</b>	<b>(408,709)</b>	<b>(30.48)</b>	<b>932,175</b>
Total Number of Employees	7.00	7.00	8.00	1.00	14.29	
<b>SOURCE OF FUNDS:</b>						
State General Fund - Transfer	605,063	820,884	932,175	111,291	13.56	932,175
Governor's Mansion Preservation Fund	878,410	520,000	0	(520,000)	(100.00)	0
<b>Total Funds</b>	<b>1,483,473</b>	<b>1,340,884</b>	<b>932,175</b>	<b>(408,709)</b>	<b>(30.48)</b>	<b>932,175</b>

**ALABAMA OFFICE OF MINORITY AFFAIRS**

	Actual 2022	Budgeted 2023	Requested 2024	Increase/(Decrease) From Prior Year		Governor's Recommendation 2024
				Amount	Percent	
Unencumbered Balance Brought Forward	0	0	0	0	.....	0
<b>RECEIPTS:</b>						
State Funds:						
State General Fund	750,000	1,077,682	0	(1,077,682)	(100.00)	1,187,374
State General Fund - Reversion Reappropriated	787,342	1,022,674	1,491,840	469,166	45.88	0
State General Fund - COLA	7,682	14,692	0	(14,692)	(100.00)	0
State General Fund - Retiree Bonus	0	2,968	0	(2,968)	(100.00)	0
<b>TOTAL RECEIPTS</b>	<b>1,545,024</b>	<b>2,118,016</b>	<b>1,491,840</b>	<b>(626,176)</b>	<b>(29.56)</b>	<b>1,187,374</b>
<b>TOTAL AVAILABLE</b>	<b>1,545,024</b>	<b>2,118,016</b>	<b>1,491,840</b>	<b>(626,176)</b>	<b>(29.56)</b>	<b>1,187,374</b>
<b>LESS: EXPENDITURES</b>	<b>522,350</b>	<b>2,118,016</b>	<b>1,491,840</b>	<b>(626,176)</b>	<b>(29.56)</b>	<b>1,187,374</b>
<b>REVERSION TO STATE GENERAL FUND</b>	<b>1,022,674</b>	<b>0</b>	<b>0</b>	<b>0</b>	<b>.....</b>	<b>0</b>
Balance Unencumbered	0	0	0	0	.....	0
<b>SUMMARY BUDGET REQUEST</b>						
<b>PROGRAMS AND PROGRAM FUNCTIONS</b>						
<b>EXECUTIVE DIRECTION PROGRAM</b>						
Executive Administration Function	522,350	2,118,016	1,491,840	(626,176)	(29.56)	
<b>TOTAL</b>	<b>522,350</b>	<b>2,118,016</b>	<b>1,491,840</b>	<b>(626,176)</b>	<b>(29.56)</b>	
<b>TOTAL EXPENDITURES</b>	<b>522,350</b>	<b>2,118,016</b>	<b>1,491,840</b>	<b>(626,176)</b>	<b>(29.56)</b>	<b>1,187,374</b>
<b>ALABAMA OFFICE OF MINORITY AFFAIRS SUMMARY</b>						
Personnel Costs	288,105	591,338	498,400	(92,938)	(15.72)	
Employee Benefits	101,230	224,809	150,940	(73,869)	(32.86)	
Travel - In-State	1,109	12,998	10,000	(2,998)	(23.07)	
Travel - Out-of-State	0	15,000	10,000	(5,000)	(33.33)	
Repairs and Maintenance	630	1,439	2,500	1,061	73.73	
Rentals and Leases	32,614	165,000	65,000	(100,000)	(60.61)	
Utilities and Communication	8,143	140,000	25,000	(115,000)	(82.14)	
Professional Fees and Services	9,131	420,000	350,000	(70,000)	(16.67)	
Supplies/Materials/Operating Expenses	7,139	118,000	20,000	(98,000)	(83.05)	
Transportation Equipment Operations	0	5,000	10,000	5,000	100.00	
Grants and Benefits	74,249	424,432	350,000	(74,432)	(17.54)	
<b>TOTAL EXPENDITURES</b>	<b>522,350</b>	<b>2,118,016</b>	<b>1,491,840</b>	<b>(626,176)</b>	<b>(29.56)</b>	<b>1,187,374</b>
Total Number of Employees	4.00	4.00	6.00	2.00	50.00	
<b>SOURCE OF FUNDS:</b>						
State General Fund	522,350	2,118,016	1,491,840	(626,176)	(29.56)	1,187,374
<b>Total Funds</b>	<b>522,350</b>	<b>2,118,016</b>	<b>1,491,840</b>	<b>(626,176)</b>	<b>(29.56)</b>	<b>1,187,374</b>

**GOVERNOR'S OFFICE OF VOLUNTEER SERVICES**

	Actual 2022	Budgeted 2023	Requested 2024	Increase/(Decrease) From Prior Year		Governor's Recommendation 2024
				Amount	Percent	
Unencumbered Balance Brought Forward	96,925	208,683	208,683	0	0.00	208,683
<b>RECEIPTS:</b>						
Federal and Local Funds:						
National and Community Service Funds	1,844,952	4,917,617	4,917,617	0	0.00	4,917,617
State Funds:						
State General Fund	115,000	115,000	115,000	0	0.00	115,000
State General Fund - Reversion Reappropriated	95,917	133,845	0	(133,845)	(100.00)	0
Education Trust Fund	367,456	385,569	385,569	0	0.00	392,622
Education Trust Fund - Reversion Reappropriated	38,694	144,832	0	(144,832)	(100.00)	0
<b>TOTAL RECEIPTS</b>	<b>2,462,019</b>	<b>5,696,863</b>	<b>5,418,186</b>	<b>(278,677)</b>	<b>(4.89)</b>	<b>5,425,239</b>
<b>TOTAL AVAILABLE</b>	<b>2,558,944</b>	<b>5,905,546</b>	<b>5,626,869</b>	<b>(278,677)</b>	<b>(4.72)</b>	<b>5,633,922</b>
<b>LESS: EXPENDITURES</b>	<b>2,071,584</b>	<b>5,696,863</b>	<b>5,418,186</b>	<b>(278,677)</b>	<b>(4.89)</b>	<b>5,425,239</b>
REVERSION TO STATE GENERAL FUND	133,845	0	0	0	.....	0
REVERSION TO EDUCATION TRUST FUND	144,832	0	0	0	.....	0
Balance Unencumbered	208,683	208,683	208,683	0	0.00	208,683
<b>SUMMARY BUDGET REQUEST</b>						
<b>PROGRAMS AND PROGRAM FUNCTIONS</b>						
<b>EXECUTIVE DIRECTION PROGRAM</b>						
COVID-19 Pandemic Function	16	0	0	0	.....	
Administrative Support and Service Function	2,071,568	5,696,863	5,418,186	(278,677)	(4.89)	
<b>TOTAL</b>	<b>2,071,584</b>	<b>5,696,863</b>	<b>5,418,186</b>	<b>(278,677)</b>	<b>(4.89)</b>	
<b>TOTAL EXPENDITURES</b>	<b>2,071,584</b>	<b>5,696,863</b>	<b>5,418,186</b>	<b>(278,677)</b>	<b>(4.89)</b>	<b>5,425,239</b>
<b>GOVERNOR'S OFFICE OF VOLUNTEER SERVICES SUMMARY</b>						
Personnel Costs	439,200	833,285	743,285	(90,000)	(10.80)	
Employee Benefits	183,592	348,289	306,289	(42,000)	(12.06)	
Travel - In-State	12,327	97,800	91,800	(6,000)	(6.13)	
Travel - Out-of-State	8,701	72,280	64,780	(7,500)	(10.38)	
Repairs and Maintenance	7,202	27,000	27,000	0	0.00	
Rentals and Leases	77,205	291,700	266,700	(25,000)	(8.57)	
Utilities and Communication	21,847	92,112	83,612	(8,500)	(9.23)	
Professional Fees and Services	23,892	250,570	242,570	(8,000)	(3.19)	
Supplies/Materials/Operating Expenses	73,052	156,200	142,700	(13,500)	(8.64)	
Transportation Equipment Operations	0	35,899	35,899	0	0.00	
Grants and Benefits	1,205,951	3,354,512	3,284,680	(69,832)	(2.08)	
Other Equipment Purchases	18,615	65,116	56,771	(8,345)	(12.82)	
Miscellaneous	0	72,100	72,100	0	0.00	
<b>TOTAL EXPENDITURES</b>	<b>2,071,584</b>	<b>5,696,863</b>	<b>5,418,186</b>	<b>(278,677)</b>	<b>(4.89)</b>	<b>5,425,239</b>
Total Number of Employees	9.00	15.00	13.00	(2.00)	(13.33)	
<b>SOURCE OF FUNDS:</b>						
State General Fund	77,072	248,845	115,000	(133,845)	(53.79)	115,000
Education Trust Fund	261,318	530,401	385,569	(144,832)	(27.31)	392,622
National and Community Service Funds	1,733,194	4,917,617	4,917,617	0	0.00	4,917,617
<b>Total Funds</b>	<b>2,071,584</b>	<b>5,696,863</b>	<b>5,418,186</b>	<b>(278,677)</b>	<b>(4.89)</b>	<b>5,425,239</b>

**AGENCY DESCRIPTION:** Implements and oversees Alabama's federally funded AmeriCorps\* State Programs. AmeriCorps is the national service program also known as the domestic peace corps established in 1993 by President Clinton and a bipartisan coalition of congressional leaders. Its primary goals are to engage Americans of all ages in community services projects focusing on education, human needs, public safety or the environment; stimulate volunteerism and to develop citizenship. The Governor's Office of Volunteer Services insures that programmatic and fiscal activities comply with federal requirements and encourages continuous quality improvement through monitoring.

**GOVERNOR'S OFFICE ON DISABILITY**

	Actual 2022	Budgeted 2023	Requested 2024	Increase/(Decrease) From Prior Year		Governor's Recommendation 2024
				Amount	Percent	
Unencumbered Balance Brought Forward	102	102	0	(102)	(100.00)	0
<b>RECEIPTS:</b>						
State Funds:						
State General Fund	153,496	154,824	156,196	1,372	0.89	157,080
State General Fund - Reversion Reappropriated	344,976	389,915	0	(389,915)	(100.00)	0
State General Fund - Retiree Bonus	0	456	0	(456)	(100.00)	0
State General Fund - COLA	1,328	2,256	0	(2,256)	(100.00)	0
<b>TOTAL RECEIPTS</b>	<b>499,800</b>	<b>547,451</b>	<b>156,196</b>	<b>(391,255)</b>	<b>(71.47)</b>	<b>157,080</b>
<b>TOTAL AVAILABLE</b>	<b>499,902</b>	<b>547,553</b>	<b>156,196</b>	<b>(391,357)</b>	<b>(71.47)</b>	<b>157,080</b>
<b>LESS: EXPENDITURES</b>	<b>109,885</b>	<b>547,553</b>	<b>156,196</b>	<b>(391,357)</b>	<b>(71.47)</b>	<b>157,080</b>
REVERSION TO STATE GENERAL FUND	389,915	0	0	0	.....	0
Balance Unencumbered	102	0	0	0	.....	0
<b><u>SUMMARY BUDGET REQUEST</u></b>						
<b>PROGRAMS AND PROGRAM FUNCTIONS</b>						
<b>EXECUTIVE DIRECTION PROGRAM</b>						
Executive Administration Function	109,885	547,553	156,196	(391,357)	(71.47)	
<b>TOTAL</b>	<b>109,885</b>	<b>547,553</b>	<b>156,196</b>	<b>(391,357)</b>	<b>(71.47)</b>	
<b>TOTAL EXPENDITURES</b>	<b>109,885</b>	<b>547,553</b>	<b>156,196</b>	<b>(391,357)</b>	<b>(71.47)</b>	<b>157,080</b>
<b>GOVERNOR'S OFFICE ON DISABILITY SUMMARY</b>						
Personnel Costs	56,679	59,348	59,348	0	0.00	
Employee Benefits	23,565	24,857	27,805	2,948	11.86	
Travel - In-State	135	4,202	2,000	(2,202)	(52.40)	
Travel - Out-of-State	0	2,000	2,000	0	0.00	
Repairs and Maintenance	1,100	5,000	2,000	(3,000)	(60.00)	
Utilities and Communication	123	4,400	1,500	(2,900)	(65.91)	
Professional Fees and Services	1,864	22,300	2,300	(20,000)	(89.69)	
Supplies/Materials/Operating Expenses	3,824	375,446	24,243	(351,203)	(93.54)	
Grants and Benefits	22,595	43,000	35,000	(8,000)	(18.60)	
Other Equipment Purchases	0	7,000	0	(7,000)	(100.00)	
<b>TOTAL EXPENDITURES</b>	<b>109,885</b>	<b>547,553</b>	<b>156,196</b>	<b>(391,357)</b>	<b>(71.47)</b>	<b>157,080</b>
Total Number of Employees	1.00	1.00	1.00	0.00	0.00	
<b>SOURCE OF FUNDS:</b>						
State General Fund	109,885	547,451	156,196	(391,255)	(71.47)	157,080
Governor's Office on Disability Fund - Reversion Reappropriated	0	102	0	(102)	(100.00)	0
<b>Total Funds</b>	<b>109,885</b>	<b>547,553</b>	<b>156,196</b>	<b>(391,357)</b>	<b>(71.47)</b>	<b>157,080</b>

**AGENCY DESCRIPTION:** Provides comprehensive information and referral services to individuals across disability categories. Provides comprehensive policy and legislative review and analysis on disability-related matters; promotes consumer education, awareness and involvement in disability policy and services; and promotes general public awareness of both the needs and contributions of people with disabilities.



**GOVERNOR'S OFFICE**

	Actual 2022	Budgeted 2023	Requested 2024	Increase/(Decrease)		Governor's Recommendation 2024
				From Prior Year		
				Amount	Percent	
Unencumbered Balance Brought Forward	529,808	529,808	0	(529,808)	(100.00)	0
<b>RECEIPTS:</b>						
State Funds:						
State General Fund	4,045,254	4,653,090	5,910,858	1,257,768	27.03	5,302,065
State General Fund - Insurance Proceeds	39,839	0	0	0	.....	0
State General Fund - Reversion Reappropriated	1,108,402	692,603	0	(692,603)	(100.00)	0
State General Fund - Transfer from Commerce Department	40,000	0	0	0	.....	0
State General Fund - COLA	107,836	148,975	0	(148,975)	(100.00)	0
State General Fund - Retiree Bonus	0	30,090	0	(30,090)	(100.00)	0
<b>TOTAL RECEIPTS</b>	<b>5,341,331</b>	<b>5,524,758</b>	<b>5,910,858</b>	<b>386,100</b>	<b>6.99</b>	<b>5,302,065</b>
<b>TOTAL AVAILABLE</b>	<b>5,871,139</b>	<b>6,054,566</b>	<b>5,910,858</b>	<b>(143,708)</b>	<b>(2.37)</b>	<b>5,302,065</b>
<b>LESS: EXPENDITURES</b>	<b>4,306,228</b>	<b>6,054,566</b>	<b>5,910,858</b>	<b>(143,708)</b>	<b>(2.37)</b>	<b>5,302,065</b>
TRANSFER TO THE DEPARTMENT OF COMMERCE	342,500	0	0	0	.....	0
REVERSION TO STATE GENERAL FUND	692,603	0	0	0	.....	0
Balance Unencumbered	529,808	0	0	0	.....	0
<b>SUMMARY BUDGET REQUEST</b>						
<b>PROGRAMS AND PROGRAM FUNCTIONS</b>						
<b>EXECUTIVE DIRECTION PROGRAM</b>						
Administration Support and Services Function	99,519	620,199	430,738	(189,461)	(30.55)	
Executive Administration Function	4,206,709	5,434,367	5,480,120	45,753	0.84	
<b>TOTAL</b>	<b>4,306,228</b>	<b>6,054,566</b>	<b>5,910,858</b>	<b>(143,708)</b>	<b>(2.37)</b>	
<b>TOTAL EXPENDITURES</b>	<b>4,306,228</b>	<b>6,054,566</b>	<b>5,910,858</b>	<b>(143,708)</b>	<b>(2.37)</b>	<b>5,302,065</b>
<b>GOVERNOR'S OFFICE SUMMARY</b>						
Personnel Costs	2,883,860	3,580,832	3,580,832	0	0.00	
Employee Benefits	970,139	1,413,576	1,413,576	0	0.00	
Travel - In-State	3,035	11,500	11,500	0	0.00	
Travel - Out-of-State	14,980	42,000	42,000	0	0.00	
Repairs and Maintenance	62,060	9,000	9,000	0	0.00	
Rentals and Leases	64,426	73,250	73,250	0	0.00	
Utilities and Communication	61,999	66,850	66,850	0	0.00	
Professional Fees and Services	167,697	630,958	487,250	(143,708)	(22.78)	
Supplies/Materials/Operating Expenses	53,134	187,350	187,350	0	0.00	
Transportation Equipment Operations	3,621	16,750	16,750	0	0.00	
Other Equipment Purchases	21,277	22,500	22,500	0	0.00	
<b>TOTAL EXPENDITURES</b>	<b>4,306,228</b>	<b>6,054,566</b>	<b>5,910,858</b>	<b>(143,708)</b>	<b>(2.37)</b>	<b>5,302,065</b>
Total Number of Employees	39.00	40.00	40.00	0.00	0.00	
<b>SOURCE OF FUNDS:</b>						
State General Fund	4,306,228	5,524,758	5,910,858	386,100	6.99	5,302,065
BP Oil Spill Fund - Reversion Reappropriated	0	529,808	0	(529,808)	(100.00)	0
<b>Total Funds</b>	<b>4,306,228</b>	<b>6,054,566</b>	<b>5,910,858</b>	<b>(143,708)</b>	<b>(2.37)</b>	<b>5,302,065</b>

**STATE HEALTH PLANNING AND DEVELOPMENT AGENCY**

	Actual 2022	Budgeted 2023	Requested 2024	Increase/(Decrease)		Governor's Recommendation 2024
				From Prior Year		
				Amount	Percent	
Unencumbered Balance Brought Forward	1,721,778	1,581,225	0	(1,581,225)	(100.00)	0
<b>RECEIPTS:</b>						
State Funds:						
State General Fund	6,999	6,999	6,999	0	0.00	6,999
State Health Planning and Development Fund	1,023,080	2,116,232	2,244,186	127,954	6.05	2,244,186
<b>TOTAL RECEIPTS</b>	<b>1,030,079</b>	<b>2,123,231</b>	<b>2,251,185</b>	<b>127,954</b>	<b>6.03</b>	<b>2,251,185</b>
<b>TOTAL AVAILABLE</b>	<b>2,751,857</b>	<b>3,704,456</b>	<b>2,251,185</b>	<b>(1,453,271)</b>	<b>(39.23)</b>	<b>2,251,185</b>
<b>LESS: EXPENDITURES</b>	<b>1,170,632</b>	<b>3,704,456</b>	<b>2,251,185</b>	<b>(1,453,271)</b>	<b>(39.23)</b>	<b>2,251,185</b>
Balance Unencumbered	1,581,225	0	0	0	.....	0

SUMMARY BUDGET REQUEST

PROGRAMS AND PROGRAM FUNCTIONS

HEALTH PLANNING DEVELOPMENT AND REGULATION PROGRAM

State Health Planning Function	1,170,632	3,704,456	2,251,185	(1,453,271)	(39.23)	
<b>TOTAL</b>	<b>1,170,632</b>	<b>3,704,456</b>	<b>2,251,185</b>	<b>(1,453,271)</b>	<b>(0.3923)</b>	
<b>TOTAL EXPENDITURES</b>	<b>1,170,632</b>	<b>3,704,456</b>	<b>2,251,185</b>	<b>(1,453,271)</b>	<b>(0.3923)</b>	<b>2,251,185</b>

STATE HEALTH PLANNING AND DEVELOPMENT AGENCY SUMMARY

Personnel Costs	619,686	1,148,101	1,191,721	43,620	3.80	
Employee Benefits	229,969	404,336	488,670	84,334	20.86	
Travel - In-State	9,650	46,999	46,999	0	0.00	
Travel - Out-of-State	0	5,000	5,000	0	0.00	
Repairs and Maintenance	718	10,000	10,000	0	0.00	
Rentals and Leases	146,450	260,000	200,000	(60,000)	(23.08)	
Utilities and Communication	17,602	56,000	32,000	(24,000)	(42.86)	
Professional Fees and Services	116,708	1,667,020	209,795	(1,457,225)	(87.41)	
Supplies/Materials/Operating Expense	18,176	46,000	32,000	(14,000)	(30.43)	
Transportation Equipment Operations	1,344	10,000	10,000	0	0.00	
Other Equipment Purchases	10,329	51,000	25,000	(26,000)	(50.98)	
<b>TOTAL EXPENDITURES</b>	<b>1,170,632</b>	<b>3,704,456</b>	<b>2,251,185</b>	<b>(1,453,271)</b>	<b>(39.23)</b>	<b>2,251,185</b>
Total Number of Employees	13.50	21.50	20.00	(1.50)	(6.98)	

SOURCE OF FUNDS:

State General Fund	6,999	6,999	6,999	0	0.00	6,999
State Health Planning and Development Fund - Reversion Reappropriated	0	1,581,225	0	(1,581,225)	(100.00)	0
State Health Planning and Development Fund	1,163,633	2,116,232	2,244,186	127,954	6.05	2,244,186
<b>Total Funds</b>	<b>1,170,632</b>	<b>3,704,456</b>	<b>2,251,185</b>	<b>(1,453,271)</b>	<b>(39.23)</b>	<b>2,251,185</b>

**AGENCY DESCRIPTION:** Accepts and processes Certificate of Need applications seeking approval for new health care facilities for new institutional health services, major medical equipment, and capital expenditures by health care facilities in excess of \$4,000,000. In addition the agency collects, processes and maintains a wide range of data on the state health care resources, including facilities, services and health professionals. Prepares and distributes regular and ad hoc reports on data related to health facilities, services and professionals.

**DEPARTMENT OF PUBLIC HEALTH**

	Actual 2022	Budgeted 2023	Requested 2024	Increase/(Decrease)		Governor's Recommendation 2024
				From Prior Year		
				Amount	Percent	
Unencumbered Balance Brought Forward	105,176,453	79,254,027	43,414,033	(35,839,994)	(45.22)	43,414,033
<b>RECEIPTS:</b>						
<b>Federal and Local Funds:</b>						
Federal Funds - CHIP	238,341,203	235,353,022	278,099,507	42,746,485	18.16	278,099,507
Federal Funds	380,173,101	420,076,693	445,013,715	24,937,022	5.94	445,013,715
Milk Processing Fee	59,599	50,000	50,000	0	0.00	50,000
State Fiscal Recovery Fund	0	5,000,000	0	(5,000,000)	(100.00)	0
<b>State Funds:</b>						
State General Fund	47,696,413	53,080,528	60,423,782	7,343,254	13.83	56,408,780
State General Fund - Reversion Reappropriated	0	729,134	0	(729,134)	(100.00)	0
State General Fund - Retiree Bonus	0	134,624	0	(134,624)	(100.00)	0
State General Fund - Transfer - CHIP	54,690,188	22,135,206	53,603,296	31,468,090	142.16	53,603,296
State General Fund - Supplemental Appropriation	162,900	0	0	0	.....	0
State General Fund - COLA	354,868	775,163	0	(775,163)	(100.00)	0
County Health Fund	76,503,583	158,099,030	162,816,831	4,717,801	2.98	162,816,831
Education Trust Fund	16,863,033	17,065,179	17,788,683	723,504	4.24	17,419,868
Education Trust Fund - Reversion Reappropriated	0	34,476	0	(34,476)	(100.00)	0
Education Trust Fund - Supplemental Appropriation	700,000	0	0	0	.....	0
AL Controlled Substances Database Fund	344,745	350,550	350,550	0	0.00	350,550
Public Health Management Entity Fund	35,940	50,000	50,000	0	0.00	50,000
Plan Review Fund	594,643	669,119	669,119	0	0.00	669,119
Ambulance Operators Fund	99,607	95,000	95,000	0	0.00	95,000
Health Statistics Fund	4,887,930	4,800,000	4,800,000	0	0.00	4,800,000
Cigarette Tax	1,883,041	3,600,000	3,600,000	0	0.00	3,600,000
Hospital Licenses	950,632	850,000	850,000	0	0.00	850,000
Miscellaneous Funds	85,006,659	70,000,000	70,000,000	0	0.00	70,000,000
Radiation Safety Fund	2,461,400	3,147,000	3,200,000	53,000	1.68	3,200,000
Children First Trust Fund	6,136,509	4,717,267	4,745,654	28,387	0.60	4,745,654
<b>TOTAL RECEIPTS</b>	<b>917,945,994</b>	<b>1,000,811,991</b>	<b>1,106,156,137</b>	<b>105,344,146</b>	<b>10.53</b>	<b>1,101,772,320</b>
<b>TOTAL AVAILABLE</b>	<b>1,023,122,447</b>	<b>1,080,066,018</b>	<b>1,149,570,170</b>	<b>69,504,152</b>	<b>6.44</b>	<b>1,145,186,353</b>
<b>LESS: EXPENDITURES</b>	<b>941,074,809</b>	<b>1,036,651,985</b>	<b>1,119,051,076</b>	<b>82,399,091</b>	<b>7.95</b>	<b>1,114,667,259</b>
REVERSION TO EDUCATION TRUST FUND	34,476	0	0	0	.....	0
REVERSION TO STATE GENERAL FUND	2,759,135	0	0	0	.....	0
Balance Unencumbered	79,254,027	43,414,033	30,519,094	(12,894,939)	(29.70)	30,519,094

**SUMMARY BUDGET REQUEST**

**PROGRAMS AND PROGRAM FUNCTIONS**

**EMERGENCY MEDICAL SERVICE EDUCATION PROGRAM**

Continuing Education of EMT Personnel Function	1,635,782	1,635,782	1,635,782	0	0.00
<b>TOTAL</b>	<b>1,635,782</b>	<b>1,635,782</b>	<b>1,635,782</b>	<b>0</b>	<b>0.00</b>

**OFFICE OF EMERGENCY MEDICAL SERVICES PROGRAM**

Office of Emergency Medical Services Function	1,000,000	1,000,000	1,000,000	0	0.00
<b>TOTAL</b>	<b>1,000,000</b>	<b>1,000,000</b>	<b>1,000,000</b>	<b>0</b>	<b>0.00</b>

**DEPARTMENT OF PUBLIC HEALTH**

	Actual 2022	Budgeted 2023	Requested 2024	Increase/(Decrease)		Governor's Recommendation 2024
				From Prior Year		
				Amount	Percent	
<b>ALABAMA MEDICAL EDUCATION CONSORTIUM PROGRAM</b>						
Alabama Medical Education Consortium Function	385,000	385,000	385,000	0	0.00	
<b>TOTAL</b>	<b>385,000</b>	<b>385,000</b>	<b>385,000</b>	<b>0</b>	<b>0.00</b>	
<b>TELEMEDICINE PROGRAM</b>						
American Rescue Plan Act Function	0	5,000,000	0	(5,000,000)	(100.00)	
<b>TOTAL</b>	<b>0</b>	<b>5,000,000</b>	<b>0</b>	<b>(5,000,000)</b>	<b>(100.00)</b>	
<b>PUBLIC HEALTH SERVICES PROGRAM</b>						
Family Health Services Function	118,402,284	126,619,138	131,680,902	5,061,764	4.00	
Disease Control Function	111,286,001	128,077,499	141,286,208	13,208,709	10.31	
Clinical Laboratory Support Function	50,489,512	31,905,218	32,935,812	1,030,594	3.23	
County Operations Function	171,053,847	269,195,547	281,907,100	12,711,553	4.72	
Health Statistics Function	4,801,648	9,374,769	9,722,236	347,467	3.71	
Agency Administration Function	20,038	0	0	0	.....	
American Rescue Plan Act Function	5,645	0	0	0	.....	
Environmental and Regulatory Function	20,072,152	31,568,037	32,688,831	1,120,794	3.55	
COVID-19 Pandemic Function	131,574,913	94,848,039	96,520,005	1,671,966	1.76	
<b>TOTAL</b>	<b>607,706,040</b>	<b>691,588,247</b>	<b>726,741,094</b>	<b>35,152,847</b>	<b>5.08</b>	
<b>CHILDREN'S HEALTH INSURANCE PROGRAM</b>						
Children's Health Insurance Function	285,616,507	290,859,306	341,699,115	50,839,809	17.48	
<b>TOTAL</b>	<b>285,616,507</b>	<b>290,859,306</b>	<b>341,699,115</b>	<b>50,839,809</b>	<b>17.48</b>	
<b>ADMINISTRATIVE SERVICES PROGRAM</b>						
Clinical Laboratory Support Function	39,430	0	0	0	.....	
COVID-19 Pandemic Function	1,670,658	0	0	0	.....	
American Rescue Plan Act Function	3,496,863	0	0	0	.....	
Agency Administration Function	39,524,529	46,183,650	47,590,085	1,406,435	3.05	
<b>TOTAL</b>	<b>44,731,480</b>	<b>46,183,650</b>	<b>47,590,085</b>	<b>1,406,435</b>	<b>0.0305</b>	
<b>TOTAL EXPENDITURES</b>	<b>941,074,809</b>	<b>1,036,651,985</b>	<b>1,119,051,076</b>	<b>82,399,091</b>	<b>(0.7439)</b>	<b>1,114,667,259</b>
<b>DEPARTMENT OF PUBLIC HEALTH SUMMARY</b>						
Personnel Costs	132,694,403	155,512,287	159,819,979	4,307,692	2.77	
Employee Benefits	54,960,405	67,684,453	78,349,363	10,664,910	15.76	
Travel - In-State	7,032,993	13,195,484	13,190,484	(5,000)	(0.04)	
Travel - Out-of-State	192,757	1,329,451	1,329,451	0	0.00	
Repairs and Maintenance	1,517,362	2,261,994	2,261,994	0	0.00	
Rentals and Leases	13,986,870	19,671,788	19,671,788	0	0.00	
Utilities and Communication	7,924,509	9,211,315	9,599,391	388,076	4.21	
Professional Fees and Services	323,417,959	352,902,231	403,252,668	50,350,437	14.27	
Supplies/Materials/Operating Expenses	152,143,582	190,455,000	199,870,255	9,415,255	4.94	
Transportation Equipment Operations	154,241	196,911	196,911	0	0.00	
Grants and Benefits	239,661,232	196,905,317	204,183,038	7,277,721	3.70	
Transportation Equipment Purchases	461,979	888,111	888,111	0	0.00	
Other Equipment Purchases	6,926,517	26,437,643	26,437,643	0	0.00	
<b>TOTAL EXPENDITURES</b>	<b>941,074,809</b>	<b>1,036,651,985</b>	<b>1,119,051,076</b>	<b>82,399,091</b>	<b>7.95</b>	<b>1,114,667,259</b>
Total Number of Employees	2,557.30	2,879.00	2,879.00	0.00	0.00	

**DEPARTMENT OF PUBLIC HEALTH**

	Actual 2022	Budgeted 2023	Requested 2024	Increase/(Decrease)		Governor's Recommendation 2024
				From Prior Year		
				Amount	Percent	
<b>SOURCE OF FUNDS:</b>						
State General Fund	45,455,046	54,719,449	60,423,782	5,704,333	10.42	56,408,780
State General Fund - Transfer - CHIP	54,690,188	22,135,206	53,603,296	31,468,090	142.16	53,603,296
Education Trust Fund	17,528,557	17,099,655	17,788,683	689,028	4.03	17,419,868
Radiation Safety Fund	2,435,689	3,146,662	3,273,908	127,246	4.04	3,273,908
County Health Fund	84,403,363	158,099,030	162,816,831	4,717,801	2.98	162,816,831
Federal Funds	405,568,954	423,376,087	444,081,473	20,705,386	4.89	444,081,473
Milk Processing Fee	59,984	138,445	143,694	5,249	3.79	143,694
Cigarette Tax	879,422	5,431,422	5,642,947	211,525	3.89	5,642,947
Hospital Licenses	1,185,045	2,062,041	2,137,630	75,589	3.67	2,137,630
Miscellaneous Funds	89,784,574	63,568,698	67,507,971	3,939,273	6.20	67,507,971
Health Statistics Fund	3,467,977	7,486,318	7,767,256	280,938	3.75	7,767,256
Ambulance Operators Fund	74,640	149,526	157,220	7,694	5.15	157,220
Federal Funds - CHIP	230,268,578	235,353,022	278,099,507	42,746,485	18.16	278,099,507
CHIP Carryforward Fund	0	32,713,337	9,338,571	(23,374,766)	(71.45)	9,338,571
Plan Review Fund	547,333	801,997	843,880	41,883	5.22	843,880
Public Health Management Entity Fund	7,650	50,730	51,556	826	1.63	51,556
Controlled Substance Database Fund	45,000	603,093	627,217	24,124	4.00	627,217
State Fiscal Recovery Fund	0	5,000,000	0	(5,000,000)	(100.00)	0
Children First Trust Fund	4,672,809	4,717,267	4,745,654	28,387	0.60	4,745,654
<b>Total Funds</b>	<b>941,074,809</b>	<b>1,036,651,985</b>	<b>1,119,051,076</b>	<b>82,399,091</b>	<b>7.95</b>	<b>1,114,667,259</b>

**AGENCY DESCRIPTION:** Public Health Services: Monitors reports of disease; provides screening, tests and examinations to determine existence of disease; provides medication and vaccine to cure or prevent disease; provides preventive health care; protects the healthy from exposure to disease; provides supportive services to help maintain health of citizens of the state; assists in diagnosis of disease; protects citizens by inspection and licensure; coordinates skilled care of patients, assures an environment conducive to good health, promotes lifestyle activities to reduce death and disability, and provides health information and education.

Children's Health Insurance Program: Provides child health insurance coverage to Alabama's uninsured children using allocated state funds to access federal dollars from the Children's Health Insurance Program (CHIP). Phase I of Alabama's CHIP expanded Alabama Medicaid Coverage to children ages 14 to 19 years with household income below 100% of the federal poverty level (FPL). Phase II provides health insurance to children above the Medicaid levels (133% FPL for ages 0 to 6 years and 100% FPL for children ages 6 to 19 years). This programs called ALL Kids will be a private insurance product provided under contract with private insurance companies. ALL Kids will be administered by the State Employees Insurance Board.

Administrative Services: Supervises and controls any public health work and exercises general control over the enforcement of the laws relating to public health. Exercises supervision and control over county board of health, county health officers, and county quarantine officers in the enforcement of public health laws of the state. Acts as an advisory board to the state in all medical matters and matters of sanitation and public health.

**ALABAMA HEARING INSTRUMENT DEALERS BOARD**

	Actual 2022	Budgeted 2023	Requested 2024	Increase/(Decrease) From Prior Year		Governor's Recommendation 2024
				Amount	Percent	
Unencumbered Balance Brought Forward	65,399	77,319	77,319	0	0.00	77,319
<b>RECEIPTS:</b>						
State Funds:						
Licensing, Renewal and Other Fees	47,375	54,000	54,000	0	0.00	54,000
<b>TOTAL RECEIPTS</b>	<b>47,375</b>	<b>54,000</b>	<b>54,000</b>	<b>0</b>	<b>0.00</b>	<b>54,000</b>
<b>TOTAL AVAILABLE</b>	<b>112,774</b>	<b>131,319</b>	<b>131,319</b>	<b>0</b>	<b>0.00</b>	<b>131,319</b>
<b>LESS: EXPENDITURES</b>	<b>35,455</b>	<b>54,000</b>	<b>54,000</b>	<b>0</b>	<b>0.00</b>	<b>54,000</b>
Balance Unencumbered	77,319	77,319	77,319	0	0.00	77,319

SUMMARY BUDGET REQUEST

PROGRAMS AND PROGRAM FUNCTIONS

PROFESSIONAL AND OCCUPATIONAL LICENSING AND REGULATION PROGRAM

Hearing Instrument Dealers Function	35,455	54,000	54,000	0	0.00	
<b>TOTAL</b>	<b>35,455</b>	<b>54,000</b>	<b>54,000</b>	<b>0</b>	<b>0.00</b>	
<b>TOTAL EXPENDITURES</b>	<b>35,455</b>	<b>54,000</b>	<b>54,000</b>	<b>0</b>	<b>0.00</b>	<b>54,000</b>

ALABAMA HEARING INSTRUMENT DEALERS BOARD SUMMARY

Personnel Costs	19,537	22,000	22,000	0	0.00	
Employee Benefits	1,495	1,630	1,630	0	0.00	
Travel - In-State	0	4,000	4,000	0	0.00	
Repairs and Maintenance	0	1,000	1,000	0	0.00	
Rentals and Leases	8,808	9,500	9,500	0	0.00	
Utilities and Communication	2,131	4,000	4,000	0	0.00	
Professional Fees and Services	1,866	5,000	5,000	0	0.00	
Supplies/Materials/Operating Expenses	1,618	4,870	4,870	0	0.00	
Other Equipment Purchases	0	2,000	2,000	0	0.00	
<b>TOTAL EXPENDITURES</b>	<b>35,455</b>	<b>54,000</b>	<b>54,000</b>	<b>0</b>	<b>0.00</b>	<b>54,000</b>
<b>Total Number of Employees</b>	<b>1.00</b>	<b>1.00</b>	<b>1.00</b>	<b>0.00</b>	<b>0.00</b>	

SOURCE OF FUNDS:

Hearing Instrument Dealers Board Fund	35,455	54,000	54,000	0	0.00	54,000
<b>Total Funds</b>	<b>35,455</b>	<b>54,000</b>	<b>54,000</b>	<b>0</b>	<b>0.00</b>	<b>54,000</b>

AGENCY DESCRIPTION: Administers the licensing and regulations of hearing instrument dealers in Alabama. Administers the fitter's licensing examination.

**BOARD OF HEATING, AIR CONDITIONING, AND REFRIGERATION CONTRACTORS**

	Actual 2022	Budgeted 2023	Requested 2024	Increase/(Decrease) From Prior Year		Governor's Recommendation 2024
				Amount	Percent	
Unencumbered Balance Brought Forward	440,261	378,758	378,758	0	0.00	378,758
<b>RECEIPTS:</b>						
State Funds:						
Certification, Testing and Administrative Fees	1,283,367	1,500,000	1,500,000	0	0.00	1,500,000
<b>TOTAL RECEIPTS</b>	<b>1,283,367</b>	<b>1,500,000</b>	<b>1,500,000</b>	<b>0</b>	<b>0.00</b>	<b>1,500,000</b>
<b>TOTAL AVAILABLE</b>	<b>1,723,628</b>	<b>1,878,758</b>	<b>1,878,758</b>	<b>0</b>	<b>0.00</b>	<b>1,878,758</b>
<b>LESS: EXPENDITURES</b>	<b>1,344,870</b>	<b>1,500,000</b>	<b>1,500,000</b>	<b>0</b>	<b>0.00</b>	<b>1,500,000</b>
Balance Unencumbered	378,758	378,758	378,758	0	0.00	378,758

SUMMARY BUDGET REQUEST

PROGRAMS AND PROGRAM FUNCTIONS

PROFESSIONAL AND OCCUPATIONAL LICENSING AND REGULATION PROGRAM

Certification & Regulation of Heating and  
Air Conditioning Contractors Function

	1,344,870	1,500,000	1,500,000	0	0.00	
<b>TOTAL</b>	<b>1,344,870</b>	<b>1,500,000</b>	<b>1,500,000</b>	<b>0</b>	<b>0.00</b>	
<b>TOTAL EXPENDITURES</b>	<b>1,344,870</b>	<b>1,500,000</b>	<b>1,500,000</b>	<b>0</b>	<b>0.00</b>	<b>1,500,000</b>

BOARD OF HEATING, AIR CONDITIONING, AND REFRIGERATION CONTRACTORS SUMMARY

Personnel Costs	554,328	670,923	678,939	8,016	1.19	
Employee Benefits	209,769	249,743	265,942	16,199	6.49	
Travel - In-State	26,611	35,000	35,000	0	0.00	
Travel - Out-of-State	9,124	10,000	10,000	0	0.00	
Repairs and Maintenance	12,658	13,500	13,500	0	0.00	
Rentals and Leases	105,754	109,000	109,000	0	0.00	
Utilities and Communication	21,715	28,000	28,000	0	0.00	
Professional Fees and Services	184,384	191,770	191,770	0	0.00	
Supplies/Materials/Operating Expenses	42,164	58,000	58,000	0	0.00	
Transportation Equipment Operations	28,674	36,000	36,000	0	0.00	
Transportation Equipment Purchases	105,015	70,000	40,000	(30,000)	(42.86)	
Other Equipment Purchases	36,836	28,064	33,849	5,785	20.61	
Miscellaneous	7,838	0	0	0	.....	
<b>TOTAL EXPENDITURES</b>	<b>1,344,870</b>	<b>1,500,000</b>	<b>1,500,000</b>	<b>0</b>	<b>0.00</b>	<b>1,500,000</b>
<b>Total Number of Employees</b>	<b>10.00</b>	<b>11.25</b>	<b>10.50</b>	<b>(0.75)</b>	<b>(6.67)</b>	

SOURCE OF FUNDS:

Heating & Air Conditioning Contractors Fund	1,344,870	1,500,000	1,500,000	0	0.00	1,500,000
<b>Total Funds</b>	<b>1,344,870</b>	<b>1,500,000</b>	<b>1,500,000</b>	<b>0</b>	<b>0.00</b>	<b>1,500,000</b>

AGENCY DESCRIPTION: Screens, tests, bonds and certifies heating and air conditioning contractors for their knowledge and ability to install and/or service and repair heating and air conditioning systems. Maintains records which will show competency to install and/or service and repair heating and air conditioning equipment.

**ALABAMA COMMISSION ON HIGHER EDUCATION**

	Actual 2022	Budgeted 2023	Requested 2024	Increase/(Decrease)		Governor's Recommendation 2024
				From Prior Year		
				Amount	Percent	
Unencumbered Balance Brought Forward	1,853,246	2,466,934	2,466,934	0	0.00	2,466,934
Balance Committed for Eminent Scholars	0	308	308	0	0.00	308
<b>RECEIPTS:</b>						
Federal and Local Funds:						
Federal Operating Grants	1,020,272	236,239	236,239	0	0.00	236,239
State Funds:						
Reciprocity Funds	141,554	200,000	200,000	0	0.00	200,000
Teacher Education Scholarship Loan Fund	600	0	0	0	.....	0
Education Trust Fund	45,320,008	55,415,119	66,689,129	11,274,010	20.34	57,527,588
Education Trust Fund - Reversion Reappropriated	956,953	51,117	0	(51,117)	(100.00)	0
Education Trust Fund - Supplemental Appropriation	2,670,000	0	0	0	.....	0
Education Trust Fund - Transfer	746,750	746,750	784,081	37,331	5.00	746,750
Education Trust Fund - Transfer - Deferred Maintenance	0	5,000,000	10,000,000	5,000,000	100.00	5,000,000
<b>TOTAL RECEIPTS</b>	<b>50,856,137</b>	<b>61,649,225</b>	<b>77,909,449</b>	<b>16,260,224</b>	<b>26.38</b>	<b>63,710,577</b>
<b>TOTAL AVAILABLE</b>	<b>52,709,383</b>	<b>64,116,467</b>	<b>80,376,691</b>	<b>16,260,224</b>	<b>25.36</b>	<b>66,177,819</b>
<b>LESS: EXPENDITURES</b>	<b>50,191,024</b>	<b>61,649,225</b>	<b>77,909,449</b>	<b>16,260,224</b>	<b>26.38</b>	<b>63,710,577</b>
<b>REVERSION TO EDUCATION TRUST FUND</b>	<b>51,117</b>	<b>0</b>	<b>0</b>	<b>0</b>	<b>.....</b>	<b>0</b>
Eminent Scholars Committed Balance	308	308	0	(308)	(100.00)	0
Balance Unencumbered	2,466,934	2,466,934	2,467,242	308	0.01	2,467,242
<b>SUMMARY BUDGET REQUEST</b>						
<b>PROGRAMS AND PROGRAM FUNCTIONS</b>						
<b>SUPPORT OF STATE UNIVERSITIES PROGRAM</b>						
Alabama Agricultural Land Grant Alliance Function	6,116,283	6,391,284	6,391,283	(1)	0.00	
<b>TOTAL</b>	<b>6,116,283</b>	<b>6,391,284</b>	<b>6,391,283</b>	<b>(1)</b>	<b>0.00</b>	
<b>SUPPORT OF OTHER EDUCATION ACTIVITIES PROGRAM</b>						
Computer-Based Articulation Function	398,436	393,296	600,000	206,704	52.56	
Southern Regional Education Board Function	657,027	656,228	806,214	149,986	22.86	
Research Function	1,220,427	1,200,235	1,260,184	59,949	4.99	
Libraries Function	463,722	380,164	398,156	17,992	4.73	
ACHE GEERS II Function	762,350	0	0	0	.....	
Stem Major Teacher Recruitment Function	0	4,500,000	4,500,000	0	0.00	
Engage Alabama Function	0	0	1,500,000	1,500,000	.....	
Higher Education Micro-Credential Fund Function	0	0	1,000,000	1,000,000	.....	
<b>TOTAL</b>	<b>3,501,962</b>	<b>7,129,923</b>	<b>10,064,554</b>	<b>2,934,631</b>	<b>41.16</b>	
<b>STUDENT FINANCIAL AID PROGRAM</b>						
Student Assistance Function	7,357,770	8,000,333	8,400,164	399,831	5.00	
Alabama Student Grant Program Function	7,345,912	8,000,062	8,400,077	400,015	5.00	
Alabama National Guard Scholarships Function	6,008,614	5,477,991	8,000,000	2,522,009	46.04	
Policemen's Survivor Tuition Function	632,905	466,935	490,300	23,365	5.00	
The Alabama Math and Science Education Scholarship Function	340,415	746,750	784,081	37,331	5.00	
Birmingham Promise Scholarship Function	850,000	892,500	937,125	44,625	5.00	



**ALABAMA COMMISSION ON HIGHER EDUCATION**

	Actual 2022	Budgeted 2023	Requested 2024	Increase/(Decrease) From Prior Year		Governor's Recommendation 2024
				Amount	Percent	
Engage Alabama Scholarship Program Function	0	0	4,500,000			
TOTAL	22,535,616	23,584,571	31,511,747	7,927,176	33.61	
<b>PLANNING AND COORDINATION SERVICES PROGRAM</b>						
Postsecondary Education Function	4,107,055	3,850,585	4,000,031	149,446	3.88	
Non-Resident Institutions Function	40,832	236,239	236,239	0	0.00	
Lumina Quality Assurance Function	72,000	0	0	0	.....	
COVID-19 Pandemic Function	1,935	0	0	0	.....	
Industry Credential Directory Function	99,517	100,483	105,002	4,519	4.50	
Retain Alabama Function	796,987	953,013	997,473	44,460	4.67	
FAFSA Completion Function	0	500,000	500,000	0	0.00	
SARA-ASPA Function	79,585	200,000	200,000	0	0.00	
Economic Industry Alignment Function	0	0	150,000	150,000	.....	
TOTAL	5,197,911	5,840,320	6,188,745	348,425	5.97	
<b>SUPPORT OF STATE PROGRAMS PROGRAM</b>						
Resource, Conservation and Development Function	3,845,411	5,287,745	5,287,744	(1)	0.00	
Soil and Water Conservation Committee Function	2,425,477	2,673,376	2,673,376	0	0.00	
Alabama Forestry Foundation Function	1,182,528	1,182,000	1,182,000	0	0.00	
Black Belt Adventures Function	375,527	475,001	475,000	(1)	0.00	
Black Belt Treasures Function	285,529	335,000	335,000	0	0.00	
Alabama Civil Air Patrol Function	100,351	100,000	100,000	0	0.00	
National Computer Forensics Institute Function	250,406	450,000	450,000	0	0.00	
Adaptive and Disability Sports Function	60,309	60,000	60,000	0	0.00	
Motorsports Hall of Fame Function	200,485	200,001	200,000	(1)	0.00	
Alabama Humanities Foundation Function	250,261	200,000	200,000	0	0.00	
Alabama Forestry Commission Education Program Function	200,485	200,001	200,000	(1)	0.00	
Alabama Recruit and Retain Minority Teachers Pilot Function	701,483	700,001	700,000	(1)	0.00	
The Best and Brightest Stem Pilot Function	270,000	0	0	0	.....	
Historical Black Colleges and Universities Function	649,999	650,000	650,000	0	0.00	
USS Alabama Battleship Function	1,349,999	750,001	750,000	(1)	0.00	
AKEEP Education and Teacher Recruitment Partnership Function	100,526	100,001	150,000	49,999	50.00	
Museum of flight	150,000	0	0	0	.....	
Alabama Trails Foundation Function	440,476	340,000	340,000	0	0.00	
TOTAL	12,839,252	13,703,127	13,753,120	49,993	0.36	
<b>DEFERRED MAINTENANCE PROGRAM</b>						
Deferred Maintenance Program Function	0	5,000,000	10,000,000	5,000,000	100.00	
TOTAL	0	5,000,000	10,000,000	5,000,000	100.00	
TOTAL EXPENDITURES	50,191,024	61,649,225	77,909,449	16,260,224	26.38	63,710,577
<b>ALABAMA COMMISSION ON HIGHER EDUCATION SUMMARY</b>						
Personnel Costs	3,024,252	3,671,690	3,879,159	207,469	5.65	
Employee Benefits	851,350	1,107,323	1,150,131	42,808	3.87	
Travel - In-State	28,763	54,685	44,150	(10,535)	(19.26)	
Travel - Out-of-State	30,771	56,184	45,445	(10,739)	(19.11)	
Repairs and Maintenance	0	5,100	5,100	0	0.00	
Rentals and Leases	638,831	650,949	653,377	2,428	0.37	

**ALABAMA COMMISSION ON HIGHER EDUCATION**

	Actual 2022	Budgeted 2023	Requested 2024	Increase/(Decrease)		Governor's Recommendation 2024
				From Prior Year		
				Amount	Percent	
Utilities and Communication	71,065	102,102	100,102	(2,000)	(1.96)	
Professional Fees and Services	299,015	636,031	633,631	(2,400)	(0.38)	
Supplies/Materials/Operating Expenses	465,141	427,256	470,089	42,833	10.03	
Transportation Equipment Operations	11,911	16,040	13,802	(2,238)	(13.95)	
Grants and Benefits	44,478,257	54,796,990	70,751,588	15,954,598	29.12	
Transportation Equipment Purchases	39,968	0	0	0	.....	
Other Equipment Purchases	251,700	124,875	162,875	38,000	30.43	
<b>TOTAL EXPENDITURES</b>	<b>50,191,024</b>	<b>61,649,225</b>	<b>77,909,449</b>	<b>16,260,224</b>	<b>26.38</b>	<b>63,710,577</b>
Total Number of Employees	31.00	35.00	36.00	1.00	2.86	
<b>SOURCE OF FUNDS:</b>						
Education Trust Fund	48,895,844	55,466,236	66,689,129	11,222,893	20.23	57,527,588
Education Trust Fund - Transfer	340,415	746,750	784,081	37,331	5.00	746,750
Education Trust Fund - Transfer - Deferred Maintenance	0	5,000,000	10,000,000	5,000,000	100.00	5,000,000
Federal Operating Grants	875,180	236,239	236,239	0	0.00	236,239
Reciprocity Funds	79,585	200,000	200,000	0	0.00	200,000
<b>Total Funds</b>	<b>50,191,024</b>	<b>61,649,225</b>	<b>77,909,449</b>	<b>16,260,224</b>	<b>26.38</b>	<b>63,710,577</b>

**AGENCY DESCRIPTION:** Planning And Coordination Services: Develops a consolidated appropriations recommendation (unified budget) for all postsecondary education in the state; reviews and approves programs; maintains college and university information system; formulates special studies and policy; develops long-range plans; and regulates off-campus instruction. Student Assistance: Provides scholarship and grant assistance to Alabama residents. Support Of Other Educational Activities: Administers the following special state, regional and federal programs: Network of Alabama Academic Libraries Program (NAAL), Experimental Program to Stimulate Competitive Research (EPSCOR), Southern Regional Education Board (SREB) programs, Alabama University TVA Research Consortium (AUTRC), Alabama Small Business Development Consortium (ASBDC), and Dwight D. Eisenhower Mathematics and Science Program. Alabama Guaranteed Student Loan: Provides financial assistance to Alabama residents by guaranteeing loans.

**HISTORIC BLAKELEY AUTHORITY**

	Actual 2022	Budgeted 2023	Requested 2024	Increase/(Decrease) From Prior Year		Governor's Recommendation 2024
				Amount	Percent	
Unencumbered Balance Brought Forward	0	0	0	0	.....	0
<b>RECEIPTS:</b>						
State Funds:						
State General Fund	0	0	189,250	189,250	.....	0
State General Fund - Transfer from Alabama Historical Commission	50,000	100,000	0	(100,000)	(100.00)	100,000
Admissions, User Fees	970,170	1,016,750	1,000,000	(16,750)	(1.65)	0
<b>TOTAL RECEIPTS</b>	<b>1,020,170</b>	<b>1,116,750</b>	<b>1,189,250</b>	<b>72,500</b>	<b>6.49</b>	<b>100,000</b>
<b>TOTAL AVAILABLE</b>	<b>1,020,170</b>	<b>1,116,750</b>	<b>1,189,250</b>	<b>72,500</b>	<b>6.49</b>	<b>100,000</b>
<b>LESS: EXPENDITURES</b>	<b>1,020,170</b>	<b>1,116,750</b>	<b>1,189,250</b>	<b>72,500</b>	<b>0.0649</b>	<b>100,000</b>
Balance Unencumbered	0	0	0	0	.....	0
<b>SUMMARY BUDGET REQUEST</b>						
<b>PROGRAMS AND PROGRAM FUNCTIONS</b>						
<b>HISTORICAL RESOURCES MANAGEMENT PROGRAM</b>						
Historical Site Development and Preservation						
Function	1,020,170	1,116,750	1,189,250	72,500	6.49	
<b>TOTAL</b>	<b>1,020,170</b>	<b>1,116,750</b>	<b>1,189,250</b>	<b>72,500</b>	<b>6.49</b>	
<b>TOTAL EXPENDITURES</b>	<b>1,020,170</b>	<b>1,116,750</b>	<b>1,189,250</b>	<b>72,500</b>	<b>6.49</b>	<b>100,000</b>
<b>HISTORIC BLAKELEY AUTHORITY SUMMARY</b>						
Personnel Costs	431,035	405,000	450,000	45,000	11.11	
Employee Benefits	77,528	112,500	125,000	12,500	11.11	
Travel - In-State	1,165	1,250	1,250	0	0.00	
Travel - Out of State	0	1,000	1,000	0	0.00	
Repairs and Maintenance	183,393	275,000	200,000	(75,000)	(27.27)	
Rentals and Leases	6,528	6,000	6,000	0	0.00	
Utilities and Communication	70,000	130,000	135,000	5,000	3.85	
Professional Fees and Services	10,000	15,000	15,000	0	0.00	
Supplies/Materials/Operating Expenses	171,178	170,000	170,000	0	0.00	
Transportation Equipment Operations	29,343	0	30,000	30,000	.....	
Grants and Benefits	9,000	0	10,000	10,000	.....	
Transportation Equipment Purchases	30,000	0	45,000	45,000	.....	
Miscellaneous	1,000	1,000	1,000	0	0.00	
<b>TOTAL EXPENDITURES</b>	<b>1,020,170</b>	<b>1,116,750</b>	<b>1,189,250</b>	<b>72,500</b>	<b>6.49</b>	<b>100,000</b>
Total Number of Employees	12.00	11.00	13.00	2.00	18.18	
<b>SOURCE OF FUNDS:</b>						
State General Fund	0	0	189,250	189,250	.....	0
State General Fund - Transfer from Alabama Historical Commission	50,000	100,000	0	(100,000)	(100.00)	100,000
Admissions, User Fees	970,170	1,016,750	1,000,000	(16,750)	(1.65)	0
<b>Total Funds</b>	<b>1,020,170</b>	<b>1,116,750</b>	<b>1,189,250</b>	<b>72,500</b>	<b>6.49</b>	<b>100,000</b>

**AGENCY DESCRIPTION:** Governs the largest National Register site east of the Mississippi River in the U. S., approximately 3,800 acres. "This large, magnificently beautiful natural area is a history buff's delight---4 thousand years ago, Blakeley was the site of an Indian civilization--in the 18th century it was the site of a French colonial settlement and the French relocation of the Apalachee Indian Nation--During the early 1800's, Blakeley was a booming waterfront town and the first port of entry for the newly formed State of Alabama. Once larger than Mobile and the first County Seat for Baldwin before two yellow fever epidemics and high land prices wiped the town out---The last major battle of the Civil War was fought along these shores and today Civil War fortifications still wind their way through Blakeley's picturesque woods. Breastworks, remains of earthen forts, old rifle pits, redoubts and battery sites, Indian middens and mounds, archaeological ruins of old streets, businesses and houses dot this beautiful, 3,800 acre National Register site.

**ALABAMA HISTORICAL COMMISSION**

	Actual 2022	Budgeted 2023	Requested 2024	Increase/(Decrease) From Prior Year		Governor's Recommendation 2024
				Amount	Percent	
Unencumbered Balance Brought Forward	6,340,195	5,909,764	5,909,764	0	0.00	5,909,764
<b>RECEIPTS:</b>						
<b>Federal and Local Funds:</b>						
Federal and Local Funds	1,679,356	3,730,772	6,280,259	2,549,487	68.34	6,280,259
<b>State Funds:</b>						
State General Fund - Transfer - AHC Administrative	2,708,155	3,425,421	3,967,249	541,828	15.82	3,460,540
State General Fund - Transfer - State Capitol	111,838	111,838	436,052	324,214	289.90	798,507
State General Fund - Transfer - COLA	17,266	35,119	0	(35,119)	(100.00)	0
State General Fund - Transfer - Supplemental Appropriation	1,500,000	0	0	0	.....	0
State General Fund - Transfer - Retiree Bonus	0	6,709	0	(6,709)	(100.00)	0
State General Fund - Transfer - Brierfield Iron Works State Park	50,000	100,000	0	(100,000)	(100.00)	100,000
State General Fund - Transfer - Historic Blakeley Authority	50,000	100,000	0	(100,000)	(100.00)	100,000
State General Fund - Transfer - Historic Fendall Hall - Eufaula	50,000	100,000	0	(100,000)	(100.00)	100,000
State General Fund - Transfer - St. Stephens Historical Commission	50,000	100,000	0	(100,000)	(100.00)	100,000
State General Fund - Transfer - Tannehill Ironworks Historical State Park	50,000	100,000	0	(100,000)	(100.00)	100,000
State General Fund - Transfer - Alabama Veterans Museum and Archives	50,000	100,000	0	(100,000)	(100.00)	100,000
State General Fund - Transfer - Historic Holman House - Ozark	50,000	100,000	0	(100,000)	(100.00)	100,000
State General Fund - Transfer - Helen Keller Monument	25,000	25,000	0	(25,000)	(100.00)	0
State General Fund - Transfer - Rosa Parks Monument	25,000	25,000	0	(25,000)	(100.00)	0
State General Fund - Transfer - Fort Morgan	50,000	100,000	0	(100,000)	(100.00)	0
State General Fund - Transfer - Museum of East Alabama	50,000	100,000	0	(100,000)	(100.00)	100,000
State General Fund - Transfer - Rock School Project	50,000	50,000	0	(50,000)	(100.00)	50,000
State General Fund - Transfer - Inzer House	25,000	50,000	0	(50,000)	(100.00)	50,000
State General Fund - Transfer - Historic Chattahoochee Commission	68,590	0	0	0	.....	0
State General Fund - Transfer - Eufaula Heritage Association	30,000	50,000	0	(50,000)	(100.00)	0
State General Fund - Transfer - National Monument Park - Calhoun County	50,000	100,000	0	(100,000)	(100.00)	100,000
State General Fund - Transfer - Alabama ecotourism study	0	500,000	0	(500,000)	(100.00)	500,000
State General Fund - Transfer - Pioneer Museum - Troy	0	20,000	0	(20,000)	(100.00)	20,000
Education Trust Fund - Transfer	2,942,038	4,092,038	4,592,038	500,000	12.22	4,236,751
Education Trust Fund - Transfer - Supplemental Appropriation	475,000	0	0	0	.....	0
Departmental Receipts	3,346,461	4,524,998	5,744,272	1,219,274	26.95	5,744,272
Soldier's Fund - Transfer	743,946	675,000	725,000	50,000	7.41	725,000
<b>TOTAL RECEIPTS</b>	<b>14,247,650</b>	<b>18,321,895</b>	<b>21,744,870</b>	<b>3,422,975</b>	<b>18.68</b>	<b>22,765,329</b>
<b>TOTAL AVAILABLE</b>	<b>20,587,845</b>	<b>24,231,659</b>	<b>27,654,634</b>	<b>3,422,975</b>	<b>14.13</b>	<b>28,675,093</b>

**ALABAMA HISTORICAL COMMISSION**

	Actual 2022	Budgeted 2023	Requested 2024	Increase/(Decrease) From Prior Year		Governor's Recommendation 2024
				Amount	Percent	
				LESS: EXPENDITURES	14,678,081	
Balance Unencumbered	5,909,764	5,909,764	5,909,764	0	0.00	6,105,139

SUMMARY BUDGET REQUEST

PROGRAMS AND PROGRAM FUNCTIONS

CAPITAL OUTLAY PROGRAM

Historical Site Development and Preservation Function	5,119,536	4,869,686	6,931,333	2,061,647	42.34	
<b>TOTAL</b>	<b>5,119,536</b>	<b>4,869,686</b>	<b>6,931,333</b>	<b>2,061,647</b>	<b>42.34</b>	

HISTORICAL SITE DEVELOPMENT AND PRESERVATION PROGRAM

Historical Site Development and Preservation Function	9,558,545	13,452,209	14,813,537	1,361,328	10.12	
<b>TOTAL</b>	<b>9,558,545</b>	<b>13,452,209</b>	<b>14,813,537</b>	<b>1,361,328</b>	<b>10.12</b>	

<b>TOTAL EXPENDITURES</b>	<b>14,678,081</b>	<b>18,321,895</b>	<b>21,744,870</b>	<b>3,422,975</b>	<b>18.68</b>	<b>22,569,954</b>
---------------------------	-------------------	-------------------	-------------------	------------------	--------------	-------------------

ALABAMA HISTORICAL COMMISSION SUMMARY

Personnel Costs	2,980,997	3,773,834	4,980,636	1,206,802	31.98	
Employee Benefits	1,269,462	1,514,339	2,146,391	632,052	41.74	
Travel - In-State	40,550	68,126	73,900	5,774	8.48	
Travel - Out-of-State	11,337	50,350	56,350	6,000	11.92	
Repairs and Maintenance	180,573	551,100	317,100	(234,000)	(42.46)	
Rentals and Leases	52,984	79,800	101,700	21,900	27.44	
Utilities and Communication	253,597	295,783	374,050	78,267	26.46	
Professional Fees and Services	2,305,230	1,832,112	2,548,806	716,694	39.12	
Supplies/Materials/Operating Expenses	489,947	691,150	868,960	177,810	25.73	
Transportation Equipment Operations	66,107	103,400	125,350	21,950	21.23	
Grants and Benefits	3,349,925	5,082,304	3,814,500	(1,267,804)	(24.95)	
Capital Outlay	3,329,536	3,808,167	5,462,527	1,654,360	43.44	
Transportation Equipment Purchases	222,953	318,000	480,000	162,000	50.94	
Other Equipment Purchases	124,883	109,650	394,600	284,950	259.87	
Miscellaneous	0	43,780	0	(43,780)	(100.00)	

<b>TOTAL EXPENDITURES</b>	<b>14,678,081</b>	<b>18,321,895</b>	<b>21,744,870</b>	<b>3,422,975</b>	<b>18.68</b>	<b>22,569,954</b>
---------------------------	-------------------	-------------------	-------------------	------------------	--------------	-------------------

Total Number of Employees	88.00	81.00	91.00	10.00	12.35	
---------------------------	-------	-------	-------	-------	-------	--

SOURCE OF FUNDS:

State General Fund - Transfer	5,060,849	5,299,087	4,403,301	(895,786)	(16.90)	5,779,047
Education Trust Fund - Transfer	3,417,038	4,092,038	4,592,038	500,000	12.22	4,236,751
Departmental Receipts	4,013,823	4,524,998	5,744,272	1,219,274	26.95	5,548,897
Federal and Local Funds	1,679,356	3,730,772	6,280,259	2,549,487	68.34	6,280,259
Soldier's Fund - Transfer	507,015	675,000	725,000	50,000	7.41	725,000
<b>Total Funds</b>	<b>14,678,081</b>	<b>18,321,895</b>	<b>21,744,870</b>	<b>3,422,975</b>	<b>18.68</b>	<b>22,569,954</b>

## **ALABAMA HISTORICAL COMMISSION**

AGENCY DESCRIPTION: Surveys and maintains inventory of all sites and structures over 50 years old; nominates to the National Register the most important sites and structures while including significant sites on the Alabama Register; maintains environmental review and compliance program where federal funds are involved; reviews and certifies tax act projects; processes federally funded survey, planning, acquisition and development grants; promotes historic preservation; manages mainstreet downtown revitalization programs; and maintains historic properties owned by the commission.

**HOME BUILDERS LICENSURE BOARD**

	Actual 2022	Budgeted 2023	Requested 2024	Increase/(Decrease)		Governor's Recommendation 2024
				From Prior Year		
				Amount	Percent	
Unencumbered Balance Brought Forward	1,751,367	2,291,795	2,291,795	0	0.00	2,291,795
<b>RECEIPTS:</b>						
State Funds:						
Home Builders Property Acquisition Fund	1,741	700,000	700,000	0	0.00	700,000
Home Builders Recovery Fund	536,968	500,000	500,000	0	0.00	500,000
Home Builders Licensure Board Fund	2,699,144	3,617,300	4,000,000	382,700	10.58	4,000,000
<b>TOTAL RECEIPTS</b>	<b>3,237,853</b>	<b>4,817,300</b>	<b>5,200,000</b>	<b>382,700</b>	<b>7.94</b>	<b>5,200,000</b>
<b>TOTAL AVAILABLE</b>	<b>4,989,220</b>	<b>7,109,095</b>	<b>7,491,795</b>	<b>382,700</b>	<b>5.38</b>	<b>7,491,795</b>
<b>LESS: EXPENDITURES</b>	<b>2,697,425</b>	<b>4,817,300</b>	<b>5,200,000</b>	<b>382,700</b>	<b>7.94</b>	<b>5,200,000</b>
Balance Unencumbered	2,291,795	2,291,795	2,291,795	0	0.00	2,291,795

SUMMARY BUDGET REQUEST

PROGRAMS AND PROGRAM FUNCTIONS

PROFESSIONAL AND OCCUPATIONAL LICENSING AND REGULATION PROGRAM

Licensing and Regulation of Home Builders

Function	2,697,425	4,817,300	5,200,000	382,700	7.94	
<b>TOTAL</b>	<b>2,697,425</b>	<b>4,817,300</b>	<b>5,200,000</b>	<b>382,700</b>	<b>7.94</b>	
<b>TOTAL EXPENDITURES</b>	<b>2,697,425</b>	<b>4,817,300</b>	<b>5,200,000</b>	<b>382,700</b>	<b>7.94</b>	<b>5,200,000</b>

HOME BUILDERS LICENSURE BOARD SUMMARY

Personnel Costs	1,287,727	1,750,000	1,835,500	85,500	4.89	
Employee Benefits	506,425	567,300	614,500	47,200	8.32	
Travel - In-State	49,299	80,000	80,000	0	0.00	
Travel - Out-of-State	13,038	65,000	80,000	15,000	23.08	
Repairs and Maintenance	29,596	90,000	110,000	20,000	22.22	
Rentals and Leases	19,518	15,000	50,000	35,000	233.33	
Utilities and Communication	111,995	200,000	250,000	50,000	25.00	
Professional Fees and Services	333,600	425,000	475,000	50,000	11.76	
Supplies/Materials/Operating Expenses	136,295	250,000	230,000	(20,000)	(8.00)	
Transportation Equipment Operations	59,607	80,000	150,000	70,000	87.50	
Grants and Benefits	140,000	500,000	500,000	0	0.00	
Capital Outlay	0	500,000	500,000	0	0.00	
Transportation Equipment Purchases	0	120,000	150,000	30,000	25.00	
Other Equipment Purchases	10,325	175,000	175,000	0	0.00	
<b>TOTAL EXPENDITURES</b>	<b>2,697,425</b>	<b>4,817,300</b>	<b>5,200,000</b>	<b>382,700</b>	<b>7.94</b>	<b>5,200,000</b>
<b>Total Number of Employees</b>	<b>20.88</b>	<b>29.00</b>	<b>29.00</b>	<b>0.00</b>	<b>0.00</b>	

SOURCE OF FUNDS:

Home Builders Licensure Board Fund	2,546,511	3,617,300	4,000,000	382,700	10.58	4,000,000
Home Builders Recovery Fund	140,000	500,000	500,000	0	0.00	500,000
Home Builders Property Acquisition Fund	10,914	700,000	700,000	0	0.00	700,000
<b>Total Funds</b>	<b>2,697,425</b>	<b>4,817,300</b>	<b>5,200,000</b>	<b>382,700</b>	<b>7.94</b>	<b>5,200,000</b>

## **HOME BUILDERS LICENSURE BOARD**

AGENCY DESCRIPTION: Licenses and regulates the residential and remodeling industries in the state of Alabama. Licenses most residential contractors and remodelers when the cost of the undertaking exceeds \$10,000. Allows an aggrieved party to recover actual or compensatory damages as a result of the conduct of a licensee in violation of the law, Section 34-14a-16. Authorizes county commissions to adopt building laws and ordinance codes which shall apply to the unincorporated areas of the county and to the corporate limits of any municipality upon the consent of their governing body. Provides that county commissions may employ building inspectors and require fees for services to enforce codes. Exempts counties with populations of 30,000 or less from licensure requirements.



**HOME MEDICAL EQUIPMENT SERVICES PROVIDERS BOARD**

	Actual 2022	Budgeted 2023	Requested 2024	Increase/(Decrease) From Prior Year		Governor's Recommendation 2024
				Amount	Percent	
Unencumbered Balance Brought Forward	303,201	378,630	378,630	0	0.00	378,630
<b>RECEIPTS:</b>						
State Funds:						
Application and License Fees	167,750	356,200	356,200	0	0.00	356,200
<b>TOTAL RECEIPTS</b>	<b>167,750</b>	<b>356,200</b>	<b>356,200</b>	<b>0</b>	<b>0.00</b>	<b>356,200</b>
<b>TOTAL AVAILABLE</b>	<b>470,951</b>	<b>734,830</b>	<b>734,830</b>	<b>0</b>	<b>0.00</b>	<b>734,830</b>
<b>LESS: EXPENDITURES</b>	<b>92,321</b>	<b>356,200</b>	<b>356,200</b>	<b>0</b>	<b>0.00</b>	<b>356,200</b>
Balance Unencumbered	378,630	378,630	378,630	0	0.00	378,630

SUMMARY BUDGET REQUEST

PROGRAMS AND PROGRAM FUNCTIONS

PROFESSIONAL AND OCCUPATIONAL LICENSING AND REGULATION PROGRAM

Home Medical Equipment Licensing and

Regulation Function

	92,321	356,200	356,200	0	0.00	
<b>TOTAL</b>	<b>92,321</b>	<b>356,200</b>	<b>356,200</b>	<b>0</b>	<b>0.00</b>	
<b>TOTAL EXPENDITURES</b>	<b>92,321</b>	<b>356,200</b>	<b>356,200</b>	<b>0</b>	<b>0.00</b>	<b>356,200</b>

HOME MEDICAL EQUIPMENT SERVICES PROVIDERS BOARD SUMMARY

Travel - In-State	3,355	38,000	38,000	0	0.00	
Travel - Out of State	0	21,600	21,600	0	0.00	
Repairs and Maintenance	500	28,400	28,400	0	0.00	
Rentals and Leases	500	28,400	28,400	0	0.00	
Utilities and Communication	3,632	28,400	28,400	0	0.00	
Professional Fees and Services	80,603	180,000	180,000	0	0.00	
Supplies/Materials/Operating Expenses	3,731	31,400	31,400	0	0.00	
<b>TOTAL EXPENDITURES</b>	<b>92,321</b>	<b>356,200</b>	<b>356,200</b>	<b>0</b>	<b>0.00</b>	<b>356,200</b>
Total Number of Employees	0.00	0.00	0.00	0.00	.....	

SOURCE OF FUNDS:

Home Medical Equipment Services Fund	92,321	356,200	356,200	0	0.00	356,200
<b>Total Funds</b>	<b>92,321</b>	<b>356,200</b>	<b>356,200</b>	<b>0</b>	<b>0.00</b>	<b>356,200</b>

AGENCY DESCRIPTION: Screens and certifies Home Medical Equipment Services Providers for their ability and knowledge of the services to be provided to the public.

**DEPARTMENT OF HUMAN RESOURCES**

	Actual 2022	Budgeted 2023	Requested 2024	Increase/(Decrease)		Governor's Recommendation 2024
				From Prior Year		
				Amount	Percent	
Unencumbered Balance Brought Forward	70,420,013	44,178,104	9,720,256	(34,457,848)	(78.00)	9,720,256
<b>RECEIPTS:</b>						
<b>Federal and Local Funds:</b>						
Federal Child Day Care Discretionary	57,168,877	34,848,312	206,909,031	172,060,719	493.74	206,909,031
Child Support Interest and Fees	271,411	350,000	500,000	150,000	42.86	500,000
Federal Child Abuse Grant	1,236,553	700,000	1,236,553	536,553	76.65	1,236,553
Federal Child Day Care Mandatory	13,975,450	18,907,964	16,441,707	(2,466,257)	(13.04)	16,441,707
Federal Child Day Care Matching	15,147,687	22,000,000	30,000,000	8,000,000	36.36	30,000,000
Federal Social Services Block Grant	33,465,551	33,117,171	33,973,064	855,893	2.58	33,973,064
Federal Temporary Assistance to Needy Families	43,466,974	59,000,000	125,443,163	66,443,163	112.62	125,443,163
Federal Title IV-B	10,398,501	9,000,000	13,000,000	4,000,000	44.44	13,000,000
Federal Title IV-D	40,611,524	48,820,037	62,123,383	13,303,346	27.25	62,123,383
Federal Title IV-E	70,787,718	50,000,000	75,000,000	25,000,000	50.00	75,000,000
Federal Title XIX	55,606,888	65,010,604	66,350,000	1,339,396	2.06	66,350,000
Federal USDA	2,749,296,504	2,293,665,687	1,763,841,221	(529,824,466)	(23.10)	1,763,841,221
Local Contract Funds	0	78,000	78,000	0	0.00	78,000
Other Federal	400,860	2,000,000	5,465,763	3,465,763	173.29	5,465,763
TANF Contingency	11,079,761	11,076,761	11,076,761	0	0.00	11,076,761
Thomas Foundation	140,000	75,000	315,000	240,000	320.00	315,000
Title IV-A	(2,243)	(4,000)	(2,000)	2,000	(50.00)	(2,000)
Early Head Start	9,351,694	9,351,694	9,351,694	0	0.00	9,351,694
Casey Foundation	97,500	95,000	142,000	47,000	49.47	142,000
CARES CWS IV - B	13,875	0	0	0	.....	0
ARP Early Head Start	213,039	0	0	0	.....	0
ARP TANF EA Emergency Assistance	3,949,877	0	0	0	.....	0
CRSA Federal CCDF (188)	165,297,281	22,868,088	0	(22,868,088)	(100.00)	0
ARP Section 2202 CCDF (451)	0	414,409,422	0	(414,409,422)	(100.00)	0
ARP Section 2201 CCDF (281)	114,795,811	33,384,523	133,456,694	100,072,171	299.76	133,456,694
CRSA Federal Adult Protective Services (1.367)	197,608	1,169,937	0	(1,169,937)	(100.00)	0
ARP Federal Adult Protective Services (1.253)	25,683	0	0	0	.....	0
HRSA Department of Early Childhood Education	333,333	0	0	0	.....	0
ARP SNAP Contingency Administration	4,166,543	7,567,803	0	(7,567,803)	(100.00)	0
PEBT Snap Grants to States	8,852,391	0	0	0	.....	0
SNAP SAE Mass Change	1,443,684	0	0	0	.....	0
COVID Chafee ILP Transition to Adulthood	4,659,625	1,672,625	0	(1,672,625)	(100.00)	0
<b>State Funds:</b>						
State General Fund - Transfer	85,926,812	105,167,369	192,188,721	87,021,352	82.75	121,405,400
State General Fund - Transfer - COLA	640,557	2,241,212	0	(2,241,212)	(100.00)	0
State General Fund - Transfer - Supplemental Appropriation	5,587,531	0	0	0	.....	0
State General Fund - Transfer - Retiree Bonus	0	389,235	0	(389,235)	(100.00)	0
Education Trust Fund - Transfer	32,496,461	50,502,437	99,646,945	49,144,508	97.31	80,877,149
Education Trust Fund - Transfer - Supplemental Appropriation	3,600,000	0	0	0	.....	0
ABC Profits	650,280	626,999	626,999	0	0.00	626,999
Beer Tax	11,173,909	11,722,051	11,722,051	0	0.00	11,722,051
Contractor's Gross Receipts	5,197,607	4,951,925	4,951,925	0	0.00	4,951,925
Fortified Wine	204,766	70,940	70,940	0	0.00	70,940
Other State Funds	1,794,018	1,902,501	1,902,501	0	0.00	1,902,501

**DEPARTMENT OF HUMAN RESOURCES**

	Actual 2022	Budgeted 2023	Requested 2024	Increase/(Decrease)		Governor's Recommendation 2024
				From Prior Year		
				Amount	Percent	
Pension Residue	20,773,500	20,773,500	20,773,500	0	0.00	20,773,500
Sales Tax	1,322,000	1,322,000	1,322,000	0	0.00	1,322,000
Sales Tax - Food Stamps	130,614,141	90,000,000	87,455,471	(2,544,529)	(2.83)	87,455,471
Sales Tax - Foster Care	500,000	500,000	500,000	0	0.00	500,000
State Share of Child Support Collections	0	12,000,000	14,000,000	2,000,000	16.67	14,000,000
Tobacco Tax	2,131,131	2,000,000	2,333,824	333,824	16.69	2,333,824
Transfers from MNC Agencies	100,000	1,000,000	1,800,000	800,000	80.00	1,800,000
Whiskey Tax	71,592,990	68,729,706	68,729,706	0	0.00	68,729,706
Foster Care Trust Fund	7,233	40,000	50,000	10,000	25.00	50,000
Children First Trust Fund	12,273,018	11,000,000	11,000,000	0	0.00	9,871,073
<b>TOTAL RECEIPTS</b>	<b>3,803,035,914</b>	<b>3,524,104,503</b>	<b>3,073,776,617</b>	<b>(450,327,886)</b>	<b>(12.78)</b>	<b>2,983,094,573</b>
<b>TOTAL AVAILABLE</b>	<b>3,873,455,927</b>	<b>3,568,282,607</b>	<b>3,083,496,873</b>	<b>(484,785,734)</b>	<b>(13.59)</b>	<b>2,992,814,829</b>
<b>LESS: EXPENDITURES</b>	<b>3,829,277,823</b>	<b>3,558,562,351</b>	<b>3,081,143,099</b>	<b>(477,419,252)</b>	<b>(13.42)</b>	<b>2,990,461,055</b>
Balance Unencumbered	44,178,104	9,720,256	2,353,774	(7,366,482)	(75.78)	2,353,774

SUMMARY BUDGET REQUEST

PROGRAMS AND PROGRAM FUNCTIONS

HUMAN SERVICES PROGRAM

State Administration Function	128,664,518	66,457,394	98,384,615	31,927,221	48.04	
County Administration Function	51,446,079	61,127,133	64,075,466	2,948,333	4.82	
Child Protective Services Function	19,895,234	28,069,820	27,157,226	(912,594)	(3.25)	
Temporary Assistance to Needy Families Function	53,797,436	56,947,089	68,342,338	11,395,249	20.01	
Child Welfare Function	311,235,211	309,654,671	457,920,401	148,265,730	47.88	
Child Day Care Function	210,790,685	624,318,706	471,715,753	(152,602,953)	(24.44)	
Child Support Function	54,117,501	53,552,927	67,547,448	13,994,521	26.13	
Food Assistance Function	1,993,817,867	2,345,054,174	1,811,316,273	(533,737,901)	(22.76)	
Combination Service Function	285	233,954	274,251	40,297	17.22	
Combination Eligibility Function	11,851,274	13,146,483	14,409,328	1,262,845	9.61	
Hurricane Zeta Function	110,233	0	0	0	.....	
American Rescue Plan Act Function	202,759,215	0	0	0	.....	
Ad Valorem Tax Administration Function	1,678	0	0	0	.....	
COVID-19 Function	790,790,607	0	0	0	.....	
<b>TOTAL</b>	<b>3,829,277,823</b>	<b>3,558,562,351</b>	<b>3,081,143,099</b>	<b>(477,419,252)</b>	<b>(13.42)</b>	
<b>TOTAL EXPENDITURES</b>	<b>3,829,277,823</b>	<b>3,558,562,351</b>	<b>3,081,143,099</b>	<b>(477,419,252)</b>	<b>14.18</b>	<b>2,990,461,055</b>

DEPARTMENT OF HUMAN RESOURCES SUMMARY

Personnel Costs	193,074,214	229,661,387	256,161,530	26,500,143	11.54	
Employee Benefits	83,482,324	98,328,784	120,867,937	22,539,153	22.92	
Travel - In-State	6,428,061	7,500,000	8,000,000	500,000	6.67	
Travel - Out-of-State	504,973	727,000	909,249	182,249	25.07	
Repairs and Maintenance	2,192,759	3,500,000	3,500,000	0	0.00	
Rentals and Leases	29,324,502	34,000,000	36,000,000	2,000,000	5.88	
Utilities and Communication	13,060,948	12,500,000	13,500,000	1,000,000	8.00	
Professional Fees and Services	60,390,144	114,000,000	101,763,786	(12,236,214)	(10.73)	
Supplies/Materials/Operating Expenses	16,534,783	16,000,002	20,000,000	3,999,998	25.00	
Transportation Equipment Operations	1,176,158	2,000,000	3,000,000	1,000,000	50.00	
Grants and Benefits	3,420,259,826	3,035,265,178	2,511,355,597	(523,909,581)	(17.26)	
Capital Outlay	0	50,000	50,000	0	0.00	
Transportation Equipment Purchases	0	30,000	35,000	5,000	16.67	

**DEPARTMENT OF HUMAN RESOURCES**

	Actual 2022	Budgeted 2023	Requested 2024	Increase/(Decrease) From Prior Year		Governor's Recommendation 2024
				Amount	Percent	
Other Equipment Purchases	2,849,131	5,000,000	6,000,000	1,000,000	20.00	
<b>TOTAL EXPENDITURES</b>	<b>3,829,277,823</b>	<b>3,558,562,351</b>	<b>3,081,143,099</b>	<b>(477,419,252)</b>	<b>(13.42)</b>	<b>2,990,461,055</b>
Total Number of Employees	3,861.00	4,178.00	4,380.00	202.00	4.83	
<b>SOURCE OF FUNDS:</b>						
State General Fund - Transfer	92,154,900	107,797,816	192,188,721	84,390,905	78.29	121,405,400
Education Trust Fund - Transfer	36,096,461	50,502,437	99,646,945	49,144,508	97.31	80,877,149
Federal Funds	3,448,349,472	3,042,363,133	2,447,372,769	(594,990,364)	(19.56)	2,447,372,769
Local Funds	241,411	428,000	578,000	150,000	35.05	578,000
State Funds	236,229,463	346,430,965	330,306,664	(16,124,301)	(4.65)	330,306,664
Foster Care Trust Fund	27,169	40,000	50,000	10,000	25.00	50,000
Children First Trust Fund	16,178,947	11,000,000	11,000,000	0	0.00	9,871,073
<b>Total Funds</b>	<b>3,829,277,823</b>	<b>3,558,562,351</b>	<b>3,081,143,099</b>	<b>(477,419,252)</b>	<b>(13.42)</b>	<b>2,990,461,055</b>

**AGENCY DESCRIPTION:** Helps needy individuals reach their fullest potential, protects neglected children and adults, and encourages independence and self-sufficiency through financial assistance and a broad range of social/protective services.

**INDIAN AFFAIRS COMMISSION**

	Actual 2022	Budgeted 2023	Requested 2024	Increase/(Decrease)		Governor's Recommendation 2024
				From Prior Year		
				Amount	Percent	
Unencumbered Balance Brought Forward	141,770	79,965	79,965	0	0.00	79,965
<b>RECEIPTS:</b>						
State Funds:						
State General Fund	114,294	165,681	330,654	164,973	99.57	124,475
State General Fund - Reversion Reappropriated	38,397	43,535	0	(43,535)	(100.00)	0
State General Fund - COLA	1,387	6,828	0	(6,828)	(100.00)	0
State General Fund - Retiree Bonus	0	1,186	0	(1,186)	(100.00)	0
Indian Children's Scholarship Fund	4,740	110,000	110,000	0	0.00	110,000
<b>TOTAL RECEIPTS</b>	<b>158,818</b>	<b>327,230</b>	<b>440,654</b>	<b>113,424</b>	<b>34.66</b>	<b>234,475</b>
<b>TOTAL AVAILABLE</b>	<b>300,588</b>	<b>407,195</b>	<b>520,619</b>	<b>113,424</b>	<b>27.85</b>	<b>314,440</b>
<b>LESS: EXPENDITURES</b>	<b>177,088</b>	<b>327,230</b>	<b>440,654</b>	<b>113,424</b>	<b>34.66</b>	<b>234,475</b>
<b>REVERSION TO STATE GENERAL FUND</b>	<b>43,535</b>	<b>0</b>	<b>0</b>	<b>0</b>	<b>.....</b>	<b>0</b>
<b>Balance Unencumbered</b>	<b>79,965</b>	<b>79,965</b>	<b>79,965</b>	<b>0</b>	<b>0.00</b>	<b>79,965</b>
<b><u>SUMMARY BUDGET REQUEST</u></b>						
<b>PROGRAMS AND PROGRAM FUNCTIONS</b>						
<b>SOCIAL SERVICES PROGRAM</b>						
Indian Affairs Support Services Function	177,088	327,230	440,654	113,424	34.66	
<b>TOTAL</b>	<b>177,088</b>	<b>327,230</b>	<b>440,654</b>	<b>113,424</b>	<b>34.66</b>	
<b>TOTAL EXPENDITURES</b>	<b>177,088</b>	<b>327,230</b>	<b>440,654</b>	<b>113,424</b>	<b>34.66</b>	<b>234,475</b>
<b>INDIAN AFFAIRS COMMISSION SUMMARY</b>						
Personnel Costs	56,266	75,000	79,560	4,560	6.08	
Employee Benefits	8,695	10,669	6,102	(4,567)	(42.81)	
Travel - In-State	7,107	9,912	9,912	0	0.00	
Travel - Out-of-State	0	3,000	3,000	0	0.00	
Repairs and Maintenance	0	600	600	0	0.00	
Rentals and Leases	12,255	13,115	13,115	0	0.00	
Utilities and Communication	3,255	1,600	3,500	1,900	118.75	
Professional Fees and Services	5,081	4,934	5,000	66	1.34	
Supplies/Materials/Operating Expenses	5,438	9,865	9,865	0	0.00	
Grants and Benefits	76,545	193,535	310,000	116,465	60.18	
Other Equipment Purchases	2,446	5,000	0	(5,000)	(100.00)	
<b>TOTAL EXPENDITURES</b>	<b>177,088</b>	<b>327,230</b>	<b>440,654</b>	<b>113,424</b>	<b>34.66</b>	<b>234,475</b>
<b>Total Number of Employees</b>	<b>3.00</b>	<b>3.00</b>	<b>3.00</b>	<b>0.00</b>	<b>0.00</b>	
<b>SOURCE OF FUNDS:</b>						
State General Fund	110,543	217,230	330,654	113,424	52.21	124,475
Special Revenue Fund	66,545	110,000	110,000	0	0.00	110,000
<b>Total Funds</b>	<b>177,088</b>	<b>327,230</b>	<b>440,654</b>	<b>113,424</b>	<b>34.66</b>	<b>234,475</b>

**AGENCY DESCRIPTION:** Studies, considers, accumulates, compiles, assembles and disseminates information on any aspect of Indian Affairs; investigates relief needs of Indians of Alabama and provides technical assistance in the preparation of plans for the alleviation of such needs and confers with officials of local, state and federal government agencies concerned with Indian Affairs to encourage and implement coordination of resources to meet the needs of Alabama Indians.

**INDUSTRIAL DEVELOPMENT AUTHORITY**

	Actual 2022	Budgeted 2023	Requested 2024	Increase/(Decrease) From Prior Year		Governor's Recommendation 2024
				Amount	Percent	
Unencumbered Balance Brought Forward	1,946,937	1,496,114	1,496,114	0	0.00	1,496,114
<b>RECEIPTS:</b>						
State Funds:						
Alabama Capital Improvement Trust Fund	2,000,000	2,000,000	2,000,000	0	0.00	2,000,000
SIDA Allocation Application Fees	826,869	320,000	320,000	0	0.00	320,000
<b>TOTAL RECEIPTS</b>	<b>2,826,869</b>	<b>2,320,000</b>	<b>2,320,000</b>	<b>0</b>	<b>0.00</b>	<b>2,320,000</b>
<b>TOTAL AVAILABLE</b>	<b>4,773,806</b>	<b>3,816,114</b>	<b>3,816,114</b>	<b>0</b>	<b>0.00</b>	<b>3,816,114</b>
<b>LESS: EXPENDITURES</b>	<b>2,224,714</b>	<b>2,320,000</b>	<b>2,320,000</b>	<b>0</b>	<b>0.00</b>	<b>2,320,000</b>
<b>REVERSION TO CAPITAL IMPROVEMENT TRUST</b>						
FUND	1,052,978	0	0	0	.....	0
Balance Unencumbered	1,496,114	1,496,114	1,496,114	0	0.00	1,496,114
<b>SUMMARY BUDGET REQUEST</b>						
<b>PROGRAMS AND PROGRAM FUNCTIONS</b>						
<b>INDUSTRIAL DEVELOPMENT PROGRAM</b>						
Industrial Recruitment Function	2,224,714	2,320,000	2,320,000	0	0.00	
<b>TOTAL</b>	<b>2,224,714</b>	<b>2,320,000</b>	<b>2,320,000</b>	<b>0</b>	<b>0.00</b>	
<b>TOTAL EXPENDITURES</b>	<b>2,224,714</b>	<b>2,320,000</b>	<b>2,320,000</b>	<b>0</b>	<b>0.00</b>	<b>2,320,000</b>
<b>INDUSTRIAL DEVELOPMENT AUTHORITY SUMMARY</b>						
Personnel Costs	65,238	75,001	78,806	3,805	5.07	
Employee Benefits	19,991	22,147	24,029	1,882	8.50	
Travel - In-State	0	3,000	3,000	0	0.00	
Travel - Out-of-State	0	4,800	4,800	0	0.00	
Repairs and Maintenance	1,000	2,400	2,400	0	0.00	
Rentals and Leases	0	4,800	4,800	0	0.00	
Utilities and Communication	100	2,600	2,600	0	0.00	
Professional Fees and Services	136,385	198,052	192,365	(5,687)	(2.87)	
Supplies/Materials/Operating Expenses	2,000	7,200	7,200	0	0.00	
Grants and Benefits	2,000,000	2,000,000	2,000,000	0	0.00	
<b>TOTAL EXPENDITURES</b>	<b>2,224,714</b>	<b>2,320,000</b>	<b>2,320,000</b>	<b>0</b>	<b>0.00</b>	<b>2,320,000</b>
<b>Total Number of Employees</b>	<b>1.00</b>	<b>1.00</b>	<b>1.00</b>	<b>0.00</b>	<b>0.00</b>	
<b>SOURCE OF FUNDS:</b>						
Industrial Development Authority Fund	224,714	320,000	320,000	0	0.00	320,000
Alabama Capital Improvement Trust Fund	2,000,000	2,000,000	2,000,000	0	0.00	2,000,000
<b>Total Funds</b>	<b>2,224,714</b>	<b>2,320,000</b>	<b>2,320,000</b>	<b>0</b>	<b>0.00</b>	<b>2,320,000</b>

**AGENCY DESCRIPTION:** Administers the private activity bond allocation program in a fair and impartial manner. Collects and processes applications for state ceiling allocations, issues state ceiling allocation notices, collects and deposits application fees, collects and processes applications for industrial development grants, and awards industrial development grants.

**OFFICE OF INFORMATION TECHNOLOGY**

	Actual 2022	Budgeted 2023	Requested 2024	Increase/(Decrease) From Prior Year		Governor's Recommendation 2024
				Amount	Percent	
Unencumbered Balance Brought Forward	9,988,369	6,568,119	6,568,119	0	0.00	6,568,119
<b>RECEIPTS:</b>						
<b>State Funds:</b>						
State General Fund - Transfer - Telecommunications	2,500,000	2,500,000	2,500,000	0	0.00	2,500,000
Telecommunications Collections	49,791,830	62,720,680	64,986,704	2,266,024	3.61	64,986,704
<b>TOTAL RECEIPTS</b>	<b>52,291,830</b>	<b>65,220,680</b>	<b>67,486,704</b>	<b>2,266,024</b>	<b>3.47</b>	<b>67,486,704</b>
<b>TOTAL AVAILABLE</b>	<b>62,280,199</b>	<b>71,788,799</b>	<b>74,054,823</b>	<b>2,266,024</b>	<b>3.16</b>	<b>74,054,823</b>
<b>LESS: EXPENDITURES</b>	<b>55,712,080</b>	<b>65,220,680</b>	<b>67,486,704</b>	<b>2,266,024</b>	<b>3.47</b>	<b>67,486,704</b>
Balance Unencumbered	6,568,119	6,568,119	6,568,119	0	0.00	6,568,119
<b>SUMMARY BUDGET REQUEST</b>						
<b>PROGRAMS AND PROGRAM FUNCTIONS</b>						
<b>ADMINISTRATIVE SUPPORT SERVICES PROGRAM</b>						
Information Services Function	55,712,080	65,220,680	67,486,704	2,266,024	3.47	
<b>TOTAL</b>	<b>55,712,080</b>	<b>65,220,680</b>	<b>67,486,704</b>	<b>2,266,024</b>	<b>3.47</b>	
<b>TOTAL EXPENDITURES</b>	<b>55,712,080</b>	<b>65,220,680</b>	<b>67,486,704</b>	<b>2,266,024</b>	<b>3.47 %</b>	<b>67,486,704</b>
<b>OFFICE OF INFORMATION TECHNOLOGY SUMMARY</b>						
Personnel Costs	9,256,720	11,475,806	11,522,812	47,006	0.41	
Employee Benefits	3,295,362	4,128,278	4,612,341	484,063	11.73	
Travel - In-State	667	6,700	6,700	0	0.00	
Travel - Out-of-State	2,063	16,000	18,000	2,000	12.50	
Repairs and Maintenance	620,079	683,261	733,261	50,000	7.32	
Rentals and Leases	2,040,335	2,210,469	2,166,378	(44,091)	(1.99)	
Utilities and Communication	13,402,438	14,601,150	15,351,150	750,000	5.14	
Professional Fees and Services	10,410,272	12,929,443	12,091,529	(837,914)	(6.48)	
Supplies/Materials/Operating Expenses	11,998,305	17,377,075	20,677,533	3,300,458	18.99	
Transportation Equipment Operations	15,598	51,000	46,000	(5,000)	(9.80)	
Grants and Benefits	20	6,000	6,000	0	0.00	
Transportation Equipment Purchases	0	5,000	40,000	35,000	700.00	
Other Equipment Purchases	162,362	1,720,498	205,000	(1,515,498)	(88.08)	
Debt Services	4,500,000	5,000	5,000	0	0.00	
Miscellaneous	7,859	5,000	5,000	0	0.00	
<b>TOTAL EXPENDITURES</b>	<b>55,712,080</b>	<b>65,220,680</b>	<b>67,486,704</b>	<b>2,266,024</b>	<b>3.47</b>	<b>67,486,704</b>
Total Number of Employees	139.00	143.00	137.00	(6.00)	(4.20)	
<b>SOURCE OF FUNDS:</b>						
State General Fund - Transfer - Telecommunications	2,500,000	2,500,000	2,500,000	0	0.00	2,500,000
Telecommunications Fund	53,212,080	62,720,680	64,986,704	2,266,024	3.61	64,986,704
<b>Total Funds</b>	<b>55,712,080</b>	<b>65,220,680</b>	<b>67,486,704</b>	<b>2,266,024</b>	<b>3.47</b>	<b>67,486,704</b>

**AGENCY DESCRIPTION:** The Secretary of Information Technology is responsible for Information Technology (IT) policy development, strategic planning, reducing costs through consolidation of IT resources, establishing standards, enterprise IT funding, and policy and standards compliance, while ensuring technology meets the strategic goals of the State. The Secretary also serves as the principal advisor to the Governor on IT policy, including policy on the acquisition and management of information technology and resources.

**ALABAMA INNOVATION FUND**

	Actual 2022	Budgeted 2023	Requested 2024	Increase/(Decrease) From Prior Year		Governor's Recommendation 2024
				Amount	Percent	
Unencumbered Balance Brought Forward	0	0	0	0	.....	0
<b>RECEIPTS:</b>						
State Funds:						
Education Trust Fund	12,420,133	33,420,133	33,420,133	0	0.00	33,420,133
Education Trust Fund - Reversion Reappropriated	1,000,000	0	0	0	.....	0
Education Trust Fund - Supplemental Appropriation	60,000,000	0	0	0	.....	0
<b>TOTAL RECEIPTS</b>	<b>73,420,133</b>	<b>33,420,133</b>	<b>33,420,133</b>	<b>0</b>	<b>0.00</b>	<b>33,420,133</b>
<b>TOTAL AVAILABLE</b>	<b>73,420,133</b>	<b>33,420,133</b>	<b>33,420,133</b>	<b>0</b>	<b>0.00</b>	<b>33,420,133</b>
<b>LESS: EXPENDITURES</b>	<b>73,419,859</b>	<b>33,420,133</b>	<b>33,420,133</b>	<b>0</b>	<b>0.00</b>	<b>33,420,133</b>
REVERSION TO EDUCATION TRUST FUND	274	0	0	0	.....	0
Balance Unencumbered	0	0	0	0	.....	0
<b><u>SUMMARY BUDGET REQUEST</u></b>						
<b>PROGRAMS AND PROGRAM FUNCTIONS</b>						
<b>ALABAMA INNOVATION FUND PROGRAM</b>						
Alabama Innovation Fund Function	73,419,859	33,420,133	33,420,133	0	0.00	
<b>TOTAL</b>	<b>73,419,859</b>	<b>33,420,133</b>	<b>33,420,133</b>	<b>0</b>	<b>0.00</b>	
<b>TOTAL EXPENDITURES</b>	<b>73,419,859</b>	<b>33,420,133</b>	<b>33,420,133</b>	<b>0</b>	<b>0.00</b>	<b>33,420,133</b>
<b>ALABAMA INNOVATION FUND SUMMARY</b>						
Professional Fees and Services	226	500	500	0	0.00	
Grants and Benefits	73,419,633	33,419,633	3,349,633	(30,070,000)	(89.98)	
<b>TOTAL EXPENDITURES</b>	<b>73,419,859</b>	<b>33,420,133</b>	<b>3,350,133</b>	<b>(30,070,000)</b>	<b>(89.98)</b>	<b>33,420,133</b>
Total Number of Employees	0.00	0.00	0.00	0.00	.....	
<b>SOURCE OF FUNDS:</b>						
Education Trust Fund	73,419,859	33,420,133	33,420,133	0	0.00	33,420,133
<b>Total Funds</b>	<b>73,419,859</b>	<b>33,420,133</b>	<b>33,420,133</b>	<b>0</b>	<b>0.00</b>	<b>33,420,133</b>



**STATE EMPLOYEES' INSURANCE BOARD**

	Actual 2022	Budgeted 2023	Requested 2024	Increase/(Decrease)		Governor's Recommendation 2024
				From Prior Year		
				Amount	Percent	
Unencumbered Balance Brought Forward	137,681,770	91,054,228	27,647,557	(63,406,671)	(69.64)	27,647,557
<b>RECEIPTS:</b>						
State Funds						
SEHIP Employer Premiums	346,827,196	355,119,384	424,199,160	69,079,776	19.45	424,199,160
SEHIP Employee Premiums	94,807,080	97,383,824	99,246,364	1,862,540	1.91	99,246,364
SEHIP Investments	2,951,661	2,882,888	4,230,554	1,347,666	46.75	4,230,554
SEHIP Other Receipts	3,708,108	0	0	0	.....	0
<b>TOTAL RECEIPTS</b>	<b>448,294,045</b>	<b>455,386,096</b>	<b>527,676,078</b>	<b>72,289,982</b>	<b>15.87</b>	<b>527,676,078</b>
<b>TOTAL AVAILABLE</b>	<b>585,975,815</b>	<b>546,440,324</b>	<b>555,323,635</b>	<b>8,883,311</b>	<b>1.63</b>	<b>555,323,635</b>
<b>LESS: EXPENDITURES</b>	<b>490,842,197</b>	<b>515,016,796</b>	<b>532,552,545</b>	<b>17,535,749</b>	<b>3.40</b>	<b>532,552,545</b>
<b>TRANSFER TO FLEXIBLE EMPLOYEES'</b>						
<b>BENEFITS BOARD ADMINISTRATION</b>	<b>1,954,783</b>	<b>2,028,932</b>	<b>1,882,046</b>	<b>(146,886)</b>	<b>(7.24)</b>	<b>1,882,046</b>
<b>TRANSFER TO HEALTH INSURANCE TRUST</b>	<b>1,200,000</b>	<b>1,200,000</b>	<b>1,200,000</b>	<b>0</b>	<b>0.00</b>	<b>1,200,000</b>
<b>TRANSFER TO FLEXIBLE EMPLOYEES'</b>						
<b>BENEFITS BOARD CONTRIBUTIONS</b>	<b>924,607</b>	<b>547,039</b>	<b>547,661</b>	<b>622</b>	<b>0.11</b>	<b>547,661</b>
<b>Balance Unencumbered</b>	<b>91,054,228</b>	<b>27,647,557</b>	<b>19,141,383</b>	<b>(8,506,174)</b>	<b>(30.77)</b>	<b>19,141,383</b>

SUMMARY BUDGET REQUEST

PROGRAMS AND PROGRAM FUNCTIONS

ADMINISTRATIVE SUPPORT SERVICES PROGRAM

State Employees' Health Insurance Function	490,842,130	515,016,796	532,552,545	17,535,749	3.40	
General Government CAFR Function	67	0	0	0	.....	
<b>TOTAL</b>	<b>490,842,197</b>	<b>515,016,796</b>	<b>532,552,545</b>	<b>17,535,749</b>	<b>3.40</b>	
<b>TOTAL EXPENDITURES</b>	<b>490,842,197</b>	<b>515,016,796</b>	<b>532,552,545</b>	<b>17,535,749</b>	<b>3.40</b>	<b>532,552,545</b>

STATE EMPLOYEES' INSURANCE BOARD SUMMARY

Personnel Costs	3,001,044	4,522,696	4,872,619	349,923	7.74	
Employee Benefits	1,016,700	1,756,919	1,792,214	35,295	2.01	
Travel - In-State	24,942	42,000	42,000	0	0.00	
Travel - Out-of-State	5,000	12,000	12,000	0	0.00	
Repairs and Maintenance	40,682	45,000	47,250	2,250	5.00	
Rentals and Leases	899,929	810,000	850,500	40,500	5.00	
Utilities and Communication	191,775	244,000	256,200	12,200	5.00	
Professional Fees and Services	1,462,987	300,000	315,000	15,000	5.00	
Supplies/Materials/Operating Expenses	339,715	387,000	406,350	19,350	5.00	
Transportation Equipment Operations	28,379	30,450	31,973	1,523	5.00	
Grants and Benefits	478,078,433	502,766,110	519,992,232	17,226,122	3.43	
Transportation Equipment Purchases	0	34,650	0	(34,650)	(100.00)	
Other Equipment Purchases	68,262	290,000	304,500	14,500	5.00	
Miscellaneous	5,684,349	3,775,971	3,629,707	(146,264)	(3.87)	
<b>TOTAL EXPENDITURES</b>	<b>490,842,197</b>	<b>515,016,796</b>	<b>532,552,545</b>	<b>17,535,749</b>	<b>3.40</b>	<b>532,552,545</b>

**STATE EMPLOYEES' INSURANCE BOARD**

	Actual 2022	Budgeted 2023	Requested 2024	Increase/(Decrease)		Governor's Recommendation 2024
				From Prior Year		
				Amount	Percent	
Total Number of Employees	38.00	71.00	68.00	(3.00)	(4.23)	
<b>SOURCE OF FUNDS:</b>						
State Employee Health Insurance Fund	485,133,405	506,542,081	523,621,939	17,079,858	3.37	523,621,939
State Employees' Insurance Board Expense Fund	5,708,792	8,474,715	8,930,606	455,891	5.38	8,930,606
<b>Total Funds</b>	<b>490,842,197</b>	<b>515,016,796</b>	<b>532,552,545</b>	<b>17,535,749</b>	<b>3.40</b>	<b>532,552,545</b>

AGENCY DESCRIPTION: Provides administration of the health insurance programs for state and local government employees to include: (1) arranging health insurance benefits with selected health care providers; (2) enrolling state and local government employees and their eligible dependents when family coverage is elected; (3) accounting for state, local government and individual premiums and the benefit payments for medical claims; (4) contracting for utilization review services to control and manage benefit costs; (5) administering COBRA coverage for terminated employees who elect to continue their health insurance coverage at their own costs; and (6) responding to health insurance questions, complaints and needs of the individuals covered.

Performance Indicators

	Actual	Budgeted	Estimated
	2022	2023	2024
<b>Members Covered:</b>			
Active State Employees	30,642	30,642	30,642
Retired State Employees	23,425	23,425	23,425
State Employees' Families	23,498	13,498	13,498

## INSURANCE DEPARTMENT

	Actual 2022	Budgeted 2023	Requested 2024	Increase/(Decrease) From Prior Year		Governor's Recommendation 2024
				Amount	Percent	
Unencumbered Balance Brought Forward	28,883,780	28,267,064	28,267,064	0	0.00	28,267,064
RECEIPTS:						
Federal Funds:						
Risk Management and Insurance Center Fund	0	1,500,000	1,500,000	0	0	1,500,000
State Funds:						
Donations	15,000,000	15,000,000	20,000,000	5,000,000	33.33	20,000,000
Insurance Fraud Unit Fund	299,030	572,157	582,981	10,824	1.89	582,981
Reduced Cigarette Ignition Fund	67,760	19,845	43,000	23,155	116.68	43,000
Service Contract Fund	75,426	51,465	45,809	(5,656)	(10.99)	45,809
Insurance Department Fund	33,364,672	37,428,682	44,005,446	6,576,764	17.57	44,005,446
Fire Marshal Revolving Fund	541,091	429,399	472,755	43,356	10.10	472,755
Examiners Revolving Fund	6,324,988	9,845,762	10,485,977	640,215	6.50	10,485,977
TOTAL RECEIPTS	55,672,967	64,847,310	77,135,968	12,288,658	1.7508	77,135,968
TOTAL AVAILABLE	84,556,747	93,114,374	105,403,032	12,288,658	13.20	105,403,032
LESS: EXPENDITURES	53,526,803	64,847,310	77,135,968	12,288,658	18.95	77,135,968
TRANSFER TO STATE GENERAL FUND	2,762,880	0	0	0	.....	0
Balance Unencumbered	28,267,064	28,267,064	28,267,064	0	0.00	28,267,064
<u>SUMMARY BUDGET REQUEST</u>						
PROGRAMS AND PROGRAM FUNCTIONS						
REGULATORY SERVICES PROGRAM						
Receivership Administration Function	757,159	2,043,655	2,088,420	44,765	2.19	
Insurance Regulation Function	42,647,422	48,969,010	59,940,106	10,971,096	22.40	
Agency Administration Function	4,808,564	6,583,042	7,043,871	460,829	7.00	
Fire Regulation Function	5,313,658	7,251,603	8,063,571	811,968	11.20	
TOTAL	53,526,803	64,847,310	77,135,968	12,288,658	18.95	
TOTAL EXPENDITURES	53,526,803	64,847,310	77,135,968	12,288,658	18.95	77,135,968
INSURANCE DEPARTMENT SUMMARY						
Personnel Costs	10,497,916	16,556,213	17,404,189	847,976	5.12	
Employee Benefits	3,957,308	6,007,398	7,056,088	1,048,690	17.46	
Travel - In-State	231,185	845,076	715,708	(129,368)	(15.31)	
Travel - Out-of-State	132,684	654,555	529,336	(125,219)	(19.13)	
Repairs and Maintenance	21,744	269,000	257,225	(11,775)	(4.38)	
Rentals and Leases	2,514,127	2,585,605	2,997,122	411,517	15.92	
Utilities and Communication	345,501	525,626	559,262	33,636	6.40	
Professional Fees and Services	1,409,503	1,960,586	1,876,491	(84,095)	(4.29)	
Supplies/Materials/Operating Expenses	699,051	1,364,968	1,422,036	57,068	4.18	
Transportation Equipment Operations	253,219	681,880	686,959	5,079	0.74	
Grants and Benefits	17,411,874	15,000,500	20,000,000	4,999,500	33.33	
Transportation Equipment Purchases	558,409	575,750	655,000	79,250	13.76	
Other Equipment Purchases	341,828	479,971	704,429	224,458	46.76	
Miscellaneous	15,152,454	17,340,182	22,272,123	4,931,941	28.44	
TOTAL EXPENDITURES	53,526,803	64,847,310	77,135,968	12,288,658	18.95	77,135,968

## INSURANCE DEPARTMENT

	Actual 2022	Budgeted 2023	Requested 2024	Increase/(Decrease)		Governor's Recommendation 2024
				From Prior Year		
				Amount	Percent	
Total Number of Employees	154.00	219.00	224.00	5.00	2.28	
<b>SOURCE OF FUNDS:</b>						
Examiners Revolving Fund	4,330,997	9,845,762	10,485,977	640,215	6.50	10,485,977
Fire Marshal Revolving Fund	325,128	429,399	472,755	43,356	10.10	472,755
Insurance Department Fund	30,811,945	37,428,682	44,005,446	6,576,764	17.57	44,005,446
Service Contract Fund	37,850	51,465	45,809	(5,656)	(10.99)	45,809
Reduced Cigarette Ignition Fund	35,307	19,845	43,000	23,155	116.68	43,000
Insurance Fraud Unit Fund	438,717	572,157	582,981	10,824	1.89	582,981
Strengthen Alabama Homes Fund	17,546,859	15,000,000	20,000,000	5,000,000	33.33	20,000,000
Risk Management and Insurance Center Fund	0	1,500,000	1,500,000	0	0.00	1,500,000
<b>Total Funds</b>	<b>53,526,803</b>	<b>64,847,310</b>	<b>77,135,968</b>	<b>12,288,658</b>	<b>18.95</b>	<b>77,135,968</b>

**AGENCY DESCRIPTION:** Investigates suspected arson fires; inspects public buildings and day care centers; issues permits for the installation, repair or maintenance of sprinkler systems; and enforces the fireworks laws. Monitors and regulates insurers operating in Alabama. Licenses legal service insurers and agents and licenses. Examines companies to determine financial condition, operating practices, and premium tax verification. Conducts examinations of prospective agent applicants and collects license fees for all licensed agents, and maintains records. Audits premium tax statements and collects all premium taxes and license fees for companies licensed in the state.

**BOARD OF REGISTRATION FOR INTERIOR DESIGN**

	Actual 2022	Budgeted 2023	Requested 2024	Increase/(Decrease) From Prior Year		Governor's Recommendation 2024
				Amount	Percent	
Unencumbered Balance Brought Forward	82,196	93,264	93,264	0	0.00	93,264
<b>RECEIPTS:</b>						
State Funds:						
Interior Design Registration Fees	42,500	50,000	50,000	0	0.00	50,000
<b>TOTAL RECEIPTS</b>	<b>42,500</b>	<b>50,000</b>	<b>50,000</b>	<b>0</b>	<b>0.00</b>	<b>50,000</b>
<b>TOTAL AVAILABLE</b>	<b>124,696</b>	<b>143,264</b>	<b>143,264</b>	<b>0</b>	<b>0.00</b>	<b>143,264</b>
<b>LESS: EXPENDITURES</b>	<b>31,432</b>	<b>50,000</b>	<b>50,000</b>	<b>0</b>	<b>0.00</b>	<b>50,000</b>
Balance Unencumbered	93,264	93,264	93,264	0	0.00	93,264

SUMMARY BUDGET REQUEST

PROGRAMS AND PROGRAM FUNCTIONS

PROFESSIONAL AND OCCUPATIONAL LICENSING AND REGULATION PROGRAM

Licensing and Regulation of Interior Designers

Function	31,432	50,000	50,000	0	0.00	
<b>TOTAL</b>	<b>31,432</b>	<b>50,000</b>	<b>50,000</b>	<b>0</b>	<b>0.00</b>	
<b>TOTAL EXPENDITURES</b>	<b>31,432</b>	<b>50,000</b>	<b>50,000</b>	<b>0</b>	<b>0.00</b>	<b>50,000</b>

BOARD OF REGISTRATION FOR INTERIOR DESIGN SUMMARY

Personnel Costs	22,512	23,000	23,000	0	0.00	
Employee Benefits	1,722	13,693	13,693	0	0.00	
Travel - In-State	0	900	0	(900)	(100.00)	
Travel - Out-of-State	0	1,619	0	(1,619)	(100.00)	
Repairs and Maintenance	0	1,400	1,000	(400)	(28.57)	
Rentals and Leases	199	600	800	200	33.33	
Utilities and Communication	394	558	1,000	442	79.21	
Professional Fees and Services	2,020	6,830	6,700	(130)	(1.90)	
Supplies/Materials/Operating Expenses	4,585	1,400	3,807	2,407	171.93	
<b>TOTAL EXPENDITURES</b>	<b>31,432</b>	<b>50,000</b>	<b>50,000</b>	<b>0</b>	<b>0.00</b>	<b>50,000</b>
 Total Number of Employees	 1.00	 1.00	 1.00	 0.00	 0.00	

SOURCE OF FUNDS:

Interior Design Fund	31,432	50,000	50,000	0	0.00	50,000
<b>Total Funds</b>	<b>31,432</b>	<b>50,000</b>	<b>50,000</b>	<b>0</b>	<b>0.00</b>	<b>50,000</b>

AGENCY DESCRIPTION: Provides for the registration of qualified persons as interior designers, examination of applicants and renewals.

**ALABAMA LICENSURE BOARD OF INTERPRETERS AND TRANSLITERATORS**

	Actual 2022	Budgeted 2023	Requested 2024	Increase/(Decrease) From Prior Year		Governor's Recommendation 2024
				Amount	Percent	
Unencumbered Balance Brought Forward	108,767	118,057	118,057	0	0.00	118,057
<b>RECEIPTS:</b>						
State Funds:						
Application and License Fees	50,660	55,000	95,000	40,000	72.73	95,000
<b>TOTAL RECEIPTS</b>	<b>50,660</b>	<b>55,000</b>	<b>95,000</b>	<b>40,000</b>	<b>72.73</b>	<b>95,000</b>
<b>TOTAL AVAILABLE</b>	<b>159,427</b>	<b>173,057</b>	<b>213,057</b>	<b>40,000</b>	<b>23.11</b>	<b>213,057</b>
<b>LESS: EXPENDITURES</b>	<b>41,370</b>	<b>55,000</b>	<b>95,000</b>	<b>40,000</b>	<b>72.73</b>	<b>95,000</b>
Balance Unencumbered	118,057	118,057	118,057	0	0.00	118,057

SUMMARY BUDGET REQUEST

PROGRAMS AND PROGRAM FUNCTIONS

PROFESSIONAL AND OCCUPATIONAL LICENSING AND REGULATION PROGRAM

Licensing and Regulation of Interpreters/ Transliterators Function						
	41,370	55,000	95,000	40,000	72.73	
<b>TOTAL</b>	<b>41,370</b>	<b>55,000</b>	<b>95,000</b>	<b>40,000</b>	<b>72.73</b>	
<b>TOTAL EXPENDITURES</b>	<b>41,370</b>	<b>55,000</b>	<b>95,000</b>	<b>40,000</b>	<b>72.73</b>	<b>95,000</b>

ALABAMA LICENSURE BOARD OF INTERPRETERS AND TRANSLITERATORS SUMMARY

Travel - In-State	2,500	3,000	8,000	5,000	166.67	
Rentals and Leases	1,000	2,500	2,500	0	0.00	
Utilities and Communication	401	3,000	8,000	5,000	166.67	
Professional Fees and Services	35,475	41,500	73,500	32,000	77.11	
Supplies/Materials/Operating Expenses	1,994	3,000	3,000	0	0.00	
Other Equipment Purchases	0	2,000	0	(2,000)	(100.00)	
<b>TOTAL EXPENDITURES</b>	<b>41,370</b>	<b>55,000</b>	<b>95,000</b>	<b>40,000</b>	<b>72.73</b>	<b>95,000</b>
<b>Total Number of Employees</b>	<b>0.00</b>	<b>0.00</b>	<b>0.00</b>	<b>0.00</b>	<b>.....</b>	

SOURCE OF FUNDS:

Interpreters and Transliterators Fund	41,370	55,000	95,000	40,000	72.73	95,000
<b>Total Funds</b>	<b>41,370</b>	<b>55,000</b>	<b>95,000</b>	<b>40,000</b>	<b>72.73</b>	<b>95,000</b>

AGENCY DESCRIPTION: Screens, tests and licenses interpreters and transliterators for their knowledge and ability to interpret and translate for the deaf in compliance with local, state and national requirements.

**DEPARTMENT OF LABOR**

	Actual 2022	Budgeted 2023	Requested 2024	Increase/(Decrease)		Governor's Recommendation 2024
				From Prior Year		
				Amount	Percent	
Unencumbered Balance Brought Forward	31,098,775	18,469,361	18,469,361	0	0.00	18,469,361
Investments Balance Brought Forward	16,868,230	16,868,230	16,868,230	0	0.00	16,868,230
<b>RECEIPTS:</b>						
<b>Federal and Local Funds:</b>						
Federal Funds - Abandoned Mine Land Fund	0	0	20,000,000	20,000,000	.....	20,000,000
Boiler and Pressure Vessel Board Fund	732,505	1,139,436	1,200,000	60,564	5.32	1,200,000
Child Labor Administrative Trust Fund	143,250	263,076	275,000	11,924	4.53	275,000
Professional Employer Organization Registration Fund	94,750	550,638	600,000	49,362	8.96	600,000
Workers' Compensation Administrative Trust Fund	3,888,417	8,331,304	8,500,000	168,696	2.02	8,500,000
State Abandoned Mine Land Reclamation Fund	3,473,801	11,954,116	15,000,000	3,045,884	25.48	15,000,000
Federal Funds	64,025,374	152,768,244	155,000,000	2,231,756	1.46	155,000,000
Employment Security Administration Fund	1,567,066	5,354,447	5,500,000	145,553	2.72	5,500,000
<b>State Funds:</b>						
State General Fund	1,288,129	1,295,530	1,389,453	93,923	7.25	1,323,764
State General Fund - Reversion Reappropriated	956,934	1,432,761	0	(1,432,761)	(100.00)	0
State General Fund - COLA	7,401	18,234	0	(18,234)	(100.00)	0
State General Fund - Departmental Emergency Fund	120,000	0	0	0	.....	0
State General Fund - Supplemental Appropriation	80,000	0	0	0	.....	0
State General Fund - Retiree Bonus	0	3,167	0	(3,167)	(100.00)	0
Abandoned Mine Land Reclamation	1,647,799	14,660,620	15,000,000	339,380	2.31	15,000,000
Acid Mine Drainage Fund	804,213	1,007,014	1,007,014	0	0.00	1,007,014
Elevator Safety Board Fund	1,515,298	2,149,599	2,500,000	350,401	16.30	2,500,000
<b>TOTAL RECEIPTS</b>	<b>80,344,937</b>	<b>200,928,186</b>	<b>225,971,467</b>	<b>25,043,281</b>	<b>12.46</b>	<b>225,905,778</b>
<b>TOTAL AVAILABLE</b>	<b>128,311,942</b>	<b>236,265,777</b>	<b>261,309,058</b>	<b>25,043,281</b>	<b>10.60</b>	<b>261,243,369</b>
<b>LESS: EXPENDITURES</b>	<b>91,541,590</b>	<b>200,928,186</b>	<b>229,251,998</b>	<b>28,323,812</b>	<b>14.10</b>	<b>229,186,309</b>
<b>REVERSION TO STATE GENERAL FUND</b>	<b>1,432,761</b>	<b>0</b>	<b>0</b>	<b>0</b>	<b>.....</b>	<b>0</b>
Investments Balance	16,868,230	16,868,230	16,868,230	0	0.00	16,868,230
Balance Unencumbered	18,469,361	18,469,361	15,188,830	(3,280,531)	(17.76)	15,188,830
<b>SUMMARY BUDGET REQUEST</b>						
<b>PROGRAMS AND PROGRAM FUNCTIONS</b>						
<b>REGULATORY SERVICES PROGRAM</b>						
Labor Relations Function	185,903	616,936	762,344	145,408	23.57	
Elevator Board Function	943,684	1,398,654	1,907,437	508,783	36.38	
Boiler/Pressure Vessel Board Function	825,660	1,139,436	1,349,598	210,162	18.44	
<b>TOTAL</b>	<b>1,955,247</b>	<b>3,155,026</b>	<b>4,019,379</b>	<b>864,353</b>	<b>27.40</b>	
<b>EMPLOYMENT SECURITY PROGRAM</b>						
Unemployment Compensation Administration Function	28,171,181	88,812,196	92,834,177	4,021,981	4.53	
Labor Market Information Function	2,284,774	3,510,879	3,740,875	229,996	6.55	
Employment Security Function	28,063,860	37,093,047	39,175,343	2,082,296	5.61	
ARPA Function	3,844,914	0	0	0	.....	
<b>TOTAL</b>	<b>62,364,729</b>	<b>129,416,122</b>	<b>135,750,395</b>	<b>6,334,273</b>	<b>4.89</b>	

## DEPARTMENT OF LABOR

	Actual 2022	Budgeted 2023	Requested 2024	Increase/(Decrease)		Governor's Recommendation 2024
				From Prior Year		
				Amount	Percent	
<b>ADMINISTRATIVE SERVICES PROGRAM</b>						
Agency Administration Function	16,514,667	29,573,328	30,954,500	1,381,172	4.67	
Business Management Function	2,475	0	0	0	.....	
<b>TOTAL</b>	<b>16,517,142</b>	<b>29,573,328</b>	<b>30,954,500</b>	<b>1,381,172</b>	<b>4.67</b>	
<b>INDUSTRIAL SAFETY AND ACCIDENT PREVENTION PROGRAM</b>						
Mine Safety Inspection Function	805,986	2,065,583	1,397,137	(668,446)	(32.36)	
Abandoned Mines Land Reclamation Function	5,292,514	27,621,750	47,154,654	19,532,904	70.72	
General Fund Administration Function	38,871	214,435	67,316	(147,119)	(68.61)	
<b>TOTAL</b>	<b>6,137,371</b>	<b>29,901,768</b>	<b>48,619,107</b>	<b>18,717,339</b>	<b>62.60</b>	
<b>REGULATION WORKERS' COMPENSATION PROGRAM</b>						
Regulation Worker's Compensation Function	4,567,101	8,881,942	9,908,617	1,026,675	11.56	
<b>TOTAL</b>	<b>4,567,101</b>	<b>8,881,942</b>	<b>9,908,617</b>	<b>1,026,675</b>	<b>11.56</b>	
<b>TOTAL EXPENDITURES</b>	<b>91,541,590</b>	<b>200,928,186</b>	<b>229,251,998</b>	<b>28,323,812</b>	<b>1.1112</b>	<b>229,186,309</b>
<b>DEPARTMENT OF LABOR SUMMARY</b>						
Personnel Costs	39,506,660	62,133,781	66,542,094	4,408,313	7.09	
Employee Benefits	16,452,476	26,975,636	31,788,058	4,812,422	17.84	
Travel - In-State	612,133	996,203	1,064,665	68,462	6.87	
Travel - Out-of-State	155,882	255,745	369,388	113,643	44.44	
Repairs and Maintenance	309,165	2,136,554	2,365,365	228,811	10.71	
Rentals and Leases	4,157,552	5,948,500	6,469,963	521,463	8.77	
Utilities and Communication	3,522,112	7,659,212	8,012,393	353,181	4.61	
Professional Fees and Services	17,798,989	61,106,889	70,709,814	9,602,925	15.71	
Supplies/Materials/Operating Expenses	2,883,280	11,202,515	12,730,849	1,528,334	13.64	
Transportation Equipment Operations	187,187	931,550	1,042,527	110,977	11.91	
Grants and Benefits	2,276,897	16,890,830	21,609,330	4,718,500	27.94	
Transportation Equipment Purchases	253,225	1,207,541	1,400,003	192,462	15.94	
Miscellaneous	131,450	0	138,023	138,023	.....	
Other Equipment Purchases	3,294,582	3,483,230	5,009,526	1,526,296	43.82	
<b>TOTAL EXPENDITURES</b>	<b>91,541,590</b>	<b>200,928,186</b>	<b>229,251,998</b>	<b>28,323,812</b>	<b>14.10</b>	<b>229,186,309</b>
<b>Total Number of Employees</b>	<b>724.40</b>	<b>1,203.00</b>	<b>1,224.00</b>	<b>21.00</b>	<b>1.75</b>	
<b>SOURCE OF FUNDS:</b>						
State General Fund	1,019,703	2,749,692	1,389,453	(1,360,239)	(49.47)	1,323,764
Employment Security Administration Fund	314,945	5,354,447	5,623,615	269,168	5.03	5,623,615
Federal Funds	78,273,613	152,768,244	160,706,906	7,938,662	5.20	160,706,906
State Abandoned Mine Land Reclamation Fund	3,635,372	11,954,116	12,630,323	676,207	5.66	12,630,323
Elevator Safety Board Fund	1,150,301	2,149,599	2,835,406	685,807	31.90	2,835,406
Workers' Compensation Administrative Trust Fund	4,470,223	8,331,304	9,295,175	963,871	11.57	9,295,175
Professional Employer Organization Registration Fund	96,877	550,638	613,442	62,804	11.41	613,442
Child Labor Administrative Trust Fund	97,753	263,076	283,749	20,673	7.86	283,749
Boiler and Pressure Vessel Board Fund	825,661	1,139,436	1,349,598	210,162	18.44	1,349,598
Acid Mine Drainage Fund	0	1,007,014	0	(1,007,014)	(100.00)	0
Abandoned Mine Land	1,657,142	14,660,620	14,524,331	(136,289)	(0.93)	34,524,331
<b>Total Funds</b>	<b>91,541,590</b>	<b>200,928,186</b>	<b>209,251,998</b>	<b>8,323,812</b>	<b>4.14</b>	<b>229,186,309</b>

**AGENCY DESCRIPTION:** Administers Alabama labor relations activities through mediation and conciliation, wage collection, regulation of labor organizations, collection of filing fees, and compilation of occupational safety and health statistics and enforcing the Child Labor Laws.



**BOARD OF EXAMINERS OF LANDSCAPE ARCHITECTS**

	Actual 2022	Budgeted 2023	Requested 2024	Increase/(Decrease) From Prior Year		Governor's Recommendation 2024
				Amount	Percent	
Unencumbered Balance Brought Forward	79,138	78,542	78,542	0	0.00	78,542
<b>RECEIPTS:</b>						
State Funds:						
Landscape Architects Fees	61,100	62,000	95,000	33,000	53.23	95,000
<b>TOTAL RECEIPTS</b>	<b>61,100</b>	<b>62,000</b>	<b>95,000</b>	<b>33,000</b>	<b>53.23</b>	<b>95,000</b>
<b>TOTAL AVAILABLE</b>	<b>140,238</b>	<b>140,542</b>	<b>173,542</b>	<b>33,000</b>	<b>23.48</b>	<b>173,542</b>
<b>LESS: EXPENDITURES</b>	<b>61,696</b>	<b>62,000</b>	<b>95,000</b>	<b>33,000</b>	<b>53.23</b>	<b>95,000</b>
Balance Unencumbered	78,542	78,542	78,542	0	0.00	78,542

SUMMARY BUDGET REQUEST

PROGRAMS AND PROGRAM FUNCTIONS

PROFESSIONAL AND OCCUPATIONAL LICENSING AND REGULATION PROGRAM

Licensing and Regulation of Landscape Architects

Function	61,696	62,000	95,000	33,000	53.23	
<b>TOTAL</b>	<b>61,696</b>	<b>62,000</b>	<b>95,000</b>	<b>33,000</b>	<b>53.23</b>	
<b>TOTAL EXPENDITURES</b>	<b>61,696</b>	<b>62,000</b>	<b>95,000</b>	<b>33,000</b>	<b>53.23</b>	<b>95,000</b>

BOARD OF EXAMINERS OF LANDSCAPE ARCHITECTS SUMMARY

Travel - In-State	2,952	3,000	8,000	5,000	166.67	
Travel - Out-of-State	3,000	3,000	8,000	5,000	166.67	
Utilities and Communication	968	1,000	1,000	0	0.00	
Professional Fees and Services	45,384	50,000	67,500	17,500	35.00	
Supplies/Materials/Operating Expenses	7,392	3,000	10,500	7,500	250.00	
Other Equipment Purchases	2,000	2,000	0	(2,000)	(100.00)	
<b>TOTAL EXPENDITURES</b>	<b>61,696</b>	<b>62,000</b>	<b>95,000</b>	<b>33,000</b>	<b>53.23</b>	<b>95,000</b>
<b>Total Number of Employees</b>	<b>0.00</b>	<b>0.00</b>	<b>0.00</b>	<b>0.00</b>	<b>.....</b>	

SOURCE OF FUNDS:

Landscape Architects Fees	61,696	62,000	95,000	33,000	53.23	95,000
<b>Total Funds</b>	<b>61,696</b>	<b>62,000</b>	<b>95,000</b>	<b>33,000</b>	<b>53.23</b>	<b>95,000</b>

AGENCY DESCRIPTION: Provides control over registration of landscape architects in the state of Alabama either by reciprocity procedure or examination; administers the national CLARB examination; and handles disciplinary actions against those who are practicing without being licensed.

**STATE LAW ENFORCEMENT AGENCY**

	Actual 2022	Budgeted 2023	Requested 2024	Increase/(Decrease)		Governor's Recommendation 2024
				From Prior Year		
				Amount	Percent	
Unencumbered Balance Brought Forward	36,776,672	32,864,690	32,864,690	0	0.00	32,864,690
<b>RECEIPTS:</b>						
Federal and Local Funds:						
ALEA - Federal & Local Funds	11,001,623	37,710,040	25,306,125	(12,403,915)	(32.89)	25,306,125
DPS Highway Traffic Safety Fund	40,389,983	45,476,598	37,693,430	(7,783,168)	(17.11)	37,693,430
DPS HTSF (Transfer from Road and Bridge)	28,500,000	23,500,000	32,000,000	8,500,000	36.17	0
State Funds:						
State General Fund - Transfer	71,268,872	80,264,859	114,211,135	33,946,276	42.29	112,112,287
State General Fund - Transfer - COLA	1,111,812	2,267,428	0	(2,267,428)	(100.00)	0
State General Fund - Transfer - SBI Cost of Evidence	118,125	118,125	118,125	0	0.00	118,125
State General Fund - Transfer - Emergency Code	56,700	56,700	56,700	0	0.00	56,700
State General Fund - Transfer - Supplemental						
Appropriation	7,043,500	0	0	0	.....	0
State General Fund - Transfer - Retiree Bonus	0	393,788	0	(393,788)	(100.00)	0
Education Trust Fund - Transfer	584,088	591,776	870,391	278,615	47.08	945,676
Miscellaneous (Accounting Reports , Salvage, etc.)	2,489,353	0	1,738,280	1,738,280	.....	1,738,280
ABC - Transfer	16,895,713	16,895,695	16,895,695	0	0.00	16,895,695
ACJIC - Automation Fund	4,421,212	1,437,715	3,000,000	1,562,285	108.66	3,000,000
DPS Automated Fingerprint System	4,129,332	9,638,369	2,500,000	(7,138,369)	(74.06)	2,500,000
Impaired Driving Prevention and Enforcement Fund	468,246	0	450,000	450,000	.....	450,000
Interlock Ignition Indigent Fund	113,606	50,000	125,000	75,000	150.00	125,000
Marine Police Fund	8,214,801	5,903,929	6,303,269	399,340	6.76	6,303,269
Motor Vehicle Replacement	1,366,686	1,000,000	1,000,000	0	0.00	1,000,000
Victim Notification	0	0	19,000	19,000	.....	19,000
Revenue - Transfer	1,200,000	1,200,000	1,200,000	0	0.00	1,200,000
<b>TOTAL RECEIPTS</b>	<b>199,373,652</b>	<b>226,505,022</b>	<b>243,487,150</b>	<b>16,982,128</b>	<b>7.50</b>	<b>209,463,587</b>
<b>TOTAL AVAILABLE</b>	<b>236,150,324</b>	<b>259,369,712</b>	<b>276,351,840</b>	<b>16,982,128</b>	<b>6.55</b>	<b>242,328,277</b>
<b>LESS: EXPENDITURES</b>	<b>203,285,634</b>	<b>226,505,022</b>	<b>243,487,150</b>	<b>16,982,128</b>	<b>7.50</b>	<b>209,463,587</b>
Balance Unencumbered	32,864,690	32,864,690	32,864,690	0	0.00	32,864,690

SUMMARY BUDGET REQUEST

PROGRAMS AND PROGRAM FUNCTIONS

CAPITAL OUTLAY PROGRAM

Marine Police Division Function	1,575,436	0	0	0	.....	
Law Enforcement Support Function	6,043,500	0	0	0	.....	
<b>TOTAL</b>	<b>7,618,936</b>	<b>0</b>	<b>0</b>	<b>0</b>	<b>0</b>	

DEPARTMENT OF PUBLIC SAFETY PROGRAM

Highway Patrol Function	69,121,202	79,731,238	77,324,188	(2,407,050)	(3.02)	
Marine Police Division Function	7,208,109	9,512,957	8,644,971	(867,986)	(9.12)	
Citizen Services Function	30,677,887	29,642,865	34,460,273	4,817,408	16.25	
Law Enforcement Support Function	4,090,257	4,687,388	4,437,107	(250,281)	(5.34)	
<b>TOTAL</b>	<b>111,097,455</b>	<b>123,574,448</b>	<b>124,866,539</b>	<b>1,292,091</b>	<b>1.05</b>	

**STATE LAW ENFORCEMENT AGENCY**

	Actual 2022	Budgeted 2023	Requested 2024	Increase/(Decrease)		Governor's Recommendation 2024
				From Prior Year		
				Amount	Percent	
<b>STATE BUREAU OF INVESTIGATION PROGRAM</b>						
State Bureau of Investigation Function	36,610,218	41,597,003	52,337,124	10,740,121	25.82	
<b>TOTAL</b>	<b>36,610,218</b>	<b>41,597,003</b>	<b>52,337,124</b>	<b>10,740,121</b>	<b>25.82</b>	
<b>ADMINISTRATIVE BUREAU PROGRAM</b>						
Protective Services Function	9,508,256	11,472,737	10,181,894	(1,290,843)	(11.25)	
Information Services Function	14,326,569	13,958,954	19,538,463	5,579,509	39.97	
Law Enforcement Support Function	9,153,252	13,246,120	15,690,509	2,444,389	18.45	
Administrative Services Function	14,970,948	22,599,060	20,815,921	(1,783,139)	(7.89)	
<b>TOTAL</b>	<b>47,959,025</b>	<b>61,276,871</b>	<b>66,226,787</b>	<b>4,949,916</b>	<b>8.08</b>	
<b>READINESS AND RECOVERY PROGRAM</b>						
Civil and Natural Protection Function	0	56,700	56,700	0	0.00	
<b>TOTAL</b>	<b>0</b>	<b>56,700</b>	<b>56,700</b>	<b>0</b>	<b>0.00</b>	
<b>TOTAL EXPENDITURES</b>	<b>203,285,634</b>	<b>226,505,022</b>	<b>243,487,150</b>	<b>16,982,128</b>	<b>0.3495</b>	<b>209,463,587</b>
<b>STATE LAW ENFORCEMENT AGENCY SUMMARY</b>						
Personnel Cost	88,488,455	99,217,370	112,182,275	12,964,905	13.07	
Employee Benefits	47,696,637	54,059,170	54,263,734	204,564	0.38	
Travel - In-State	631,569	988,337	539,488	(448,849)	(45.41)	
Travel - Out-of-State	143,855	381,322	156,453	(224,869)	(58.97)	
Repairs and Maintenance	1,894,515	496,859	284,821	(212,038)	(42.68)	
Rentals and Leases	7,375,554	8,176,939	7,182,738	(994,201)	(12.16)	
Utilities and Communication	5,252,629	5,380,897	4,265,222	(1,115,675)	(20.73)	
Professional Fees and Services	18,692,685	18,528,705	31,801,972	13,273,267	71.64	
Supplies/Materials/Operating Expense	10,606,957	11,995,767	8,961,992	(3,033,775)	(25.29)	
Transportation Equipment Operations	10,690,806	13,688,209	11,899,529	(1,788,680)	(13.07)	
Grants and Benefits	3,438,794	6,821,229	3,247,804	(3,573,425)	(52.39)	
Transportation Equipment Purchases	720,956	3,218,859	5,174,645	1,955,786	60.76	
Other Equipment Purchases	7,652,222	3,551,359	3,526,477	(24,882)	(0.70)	
<b>TOTAL EXPENDITURES</b>	<b>203,285,634</b>	<b>226,505,022</b>	<b>243,487,150</b>	<b>16,982,128</b>	<b>7.50</b>	<b>209,463,587</b>
<b>Total Number of Employees</b>	<b>1,203.09</b>	<b>1,587.00</b>	<b>1,578.00</b>	<b>(9.00)</b>	<b>(0.57)</b>	
<b>SOURCE OF FUNDS:</b>						
State General Fund - Transfer	79,599,009	83,100,900	114,385,960	31,285,060	37.65	112,287,112
Education Trust Fund - Transfer	584,088	591,776	870,391	278,615	47.08	945,676
ALEA - Federal & Local Funds	22,494,231	37,710,040	25,306,125	(12,403,915)	(32.89)	25,306,125
DPS Highway Traffic Safety Fund	66,556,080	45,476,598	37,693,430	(7,783,168)	(17.11)	37,693,430
DPS HTSF (Transfer from Road and Bridge)	179,759	23,500,000	32,000,000	8,500,000	36.17	0
ABC - Transfer	16,980,212	16,895,695	16,895,695	0	0.00	16,895,695
ACJIC - Automation Fund	3,812,987	1,437,715	3,000,000	1,562,285	108.66	3,000,000
DPS Automated Fingerprint System	3,222,591	9,638,369	2,500,000	(7,138,369)	(74.06)	2,500,000
Impaired Driving Prevention and Enforcement Fund	0	0	450,000	450,000	.....	450,000
Interlock Ignition Indigent Fund	9,977	50,000	125,000	75,000	150.00	125,000
Marine Police Fund	7,663,682	5,903,929	6,303,269	399,340	6.76	6,303,269
Motor Vehicle Replacement	0	1,000,000	1,000,000	0	0.00	1,000,000
Revenue - Transfer	0	1,200,000	1,200,000	0	0.00	1,200,000

**STATE LAW ENFORCEMENT AGENCY**

	Actual 2022	Budgeted 2023	Requested 2024	Increase/(Decrease)		Governor's Recommendation 2024
				From Prior Year		
				Amount	Percent	
Miscellaneous	1,598,598	0	1,738,280	1,738,280	.....	1,738,280
Insurance Proceeds	575,436	0	0	0	.....	0
Victim Notification	8,984	0	19,000	19,000	.....	19,000
<b>Total Funds</b>	<b>203,285,634</b>	<b>226,505,022</b>	<b>243,487,150</b>	<b>16,982,128</b>	<b>7.50</b>	<b>209,463,587</b>

AGENCY DESCRIPTION: To provide effective and efficient protection, safety and security of Alabama citizens on land, air and water through the utilization of comprehensive state law enforcement and investigative operations. To assist local law enforcement through the distribution and analysis of criminal intelligence and information sharing. To provide efficient issuance and distribution of state drivers licenses and boat license functions. To provide statewide narcotics investigations to the state of Alabama. To provide computer forensics investigative functions to assist in State and local criminal investigations. To provide protective services to constitutional officers and foreign dignitaries. To provide oversight and enforcement services for Federal Motor Carrier laws. Coordinate the state's effort to prepare for, protect against, respond to, and recover from terrorist attacks within the state of Alabama. Serve as the State Designated Agency for Homeland Security Grants. Provide administrative support and act as the states repository for sex offender records.

**ALABAMA PUBLIC LIBRARY SERVICE**

	Actual 2022	Budgeted 2023	Requested 2024	Increase/(Decrease) From Prior Year		Governor's Recommendation 2024
				Amount	Percent	
Unencumbered Balance Brought Forward	186,665	0	0	0	.....	0
<b>RECEIPTS:</b>						
Federal and Local Funds:						
Federal Grants	5,728,399	3,112,396	3,097,396	(15,000)	(0.48)	3,097,396
Buildings (Rent)	5,500	0	0	0	.....	0
State Funds:						
Education Trust Fund	13,116,894	14,270,190	15,170,127	899,937	6.31	14,978,329
Education Trust Fund - Reversion Reappropriated	209,912	69,134	0	(69,134)	(100.00)	0
<b>TOTAL RECEIPTS</b>	<b>19,060,705</b>	<b>17,451,720</b>	<b>18,267,523</b>	<b>815,803</b>	<b>4.67</b>	<b>18,075,725</b>
<b>TOTAL AVAILABLE</b>	<b>19,247,370</b>	<b>17,451,720</b>	<b>18,267,523</b>	<b>815,803</b>	<b>4.67</b>	<b>18,075,725</b>
<b>LESS: EXPENDITURES</b>	<b>18,828,236</b>	<b>17,101,720</b>	<b>17,917,523</b>	<b>815,803</b>	<b>4.77</b>	<b>18,075,725</b>
TRANSFER TO SUPREME COURT LIBRARY	350,000	350,000	350,000	0	0.00	0
REVERSION TO EDUCATION TRUST FUND	69,134	0	0	0	.....	0
Balance Unencumbered	0	0	0	0	.....	0
<b>SUMMARY BUDGET REQUEST</b>						
<b>PROGRAMS AND PROGRAM FUNCTIONS</b>						
<b>CAPITAL OUTLAY PROGRAM</b>						
Library Operations Function	200,000	0	0	0	.....	
<b>TOTAL</b>	<b>200,000</b>	<b>0</b>	<b>0</b>	<b>0</b>	<b>.....</b>	
<b>PUBLIC LIBRARY SERVICES PROGRAM</b>						
Virtual Library Project Function	3,397,372	3,567,763	3,780,851	213,088	5.97	
State Aid to Public Libraries Function	5,655,022	5,879,772	6,300,000	420,228	7.15	
Library Operations Function	5,404,275	6,343,849	6,504,583	160,734	2.53	
Blind and Physically Handicap Function	600,123	755,736	792,489	36,753	4.86	
ARPA Function	3,031,844	15,000	0	(15,000)	(100.00)	
Homework Alabama Function	539,600	539,600	539,600	0	0.00	
<b>TOTAL</b>	<b>18,628,236</b>	<b>17,101,720</b>	<b>17,917,523</b>	<b>815,803</b>	<b>4.77</b>	
<b>TOTAL EXPENDITURES</b>	<b>18,828,236</b>	<b>17,101,720</b>	<b>17,917,523</b>	<b>815,803</b>	<b>4.77</b>	<b>18,075,725</b>
<b>ALABAMA PUBLIC LIBRARY SERVICE SUMMARY</b>						
Personnel Costs	2,243,982	2,525,187	2,654,318	129,131	5.11	
Employee Benefits	899,809	1,008,406	1,191,034	182,628	18.11	
Travel - In-State	10,689	26,500	26,500	0	0.00	
Travel - Out-of-State	7,991	29,000	29,000	0	0.00	
Repairs and Maintenance	105,464	358,200	300,000	(58,200)	(16.25)	
Rentals and Leases	25,034	32,800	32,800	0	0.00	
Utilities and Communication	273,997	394,000	379,000	(15,000)	(3.81)	
Professional Fees and Services	334,024	390,313	380,301	(10,012)	(2.57)	
Supplies/Materials/Operating Expenses	5,067,410	5,154,562	5,367,650	213,088	4.13	
Transportation Equipment Operations	12,608	23,000	23,000	0	0.00	
Grants and Benefits	9,341,152	6,854,772	7,275,000	420,228	6.13	
Capital Outlay	200,000	0	0	0	.....	
Other Equipment Purchases	306,076	304,980	258,920	(46,060)	(15.10)	
<b>TOTAL EXPENDITURES</b>	<b>18,828,236</b>	<b>17,101,720</b>	<b>17,917,523</b>	<b>815,803</b>	<b>4.77</b>	<b>18,075,725</b>
Total Number of Employees	38.50	40.00	41.00	1.00	2.50	

**ALABAMA PUBLIC LIBRARY SERVICE**

SOURCE OF FUNDS:	Actual	Budgeted	Requested	Increase/(Decrease)		Governor's
	2022	2023	2024	From Prior Year		Recommendation
				Amount	Percent	2024
Education Trust Fund	12,907,672	13,989,324	14,820,127	830,803	5.94	14,978,329
Federal Grants	5,920,564	3,112,396	3,097,396	(15,000)	(0.48)	3,097,396
<b>Total Funds</b>	<b>18,828,236</b>	<b>17,101,720</b>	<b>17,917,523</b>	<b>815,803</b>	<b>4.77</b>	<b>18,075,725</b>

AGENCY DESCRIPTION: Provides direction and control of programs and policies affecting public libraries throughout Alabama and provides financial, technical and operational assistance to such libraries.

**OFFICE OF THE LIEUTENANT GOVERNOR**

	Actual 2022	Budgeted 2023	Requested 2024	Increase/(Decrease)		Governor's Recommendation 2024
				From Prior Year		
				Amount	Percent	
Unencumbered Balance Brought Forward	0	0	0	0	.....	0
<b>RECEIPTS:</b>						
State Funds:						
Education Trust Fund	91,352	114,312	114,312	0	0.00	116,090
Education Trust Fund: Reversion Reappropriated	1,302	1,702	0	(1,702)	(100.00)	0
State General Fund	634,695	643,101	666,106	23,005	3.58	661,457
State General Fund - Reversion Reappropriated	255,380	183,164	0	(183,164)	(100.00)	0
State General Fund - COLA	8,406	18,356	0	(18,356)	(100.00)	0
State General Fund - Retiree Bonus	0	4,649	0	(4,649)	(100.00)	0
<b>TOTAL RECEIPTS</b>	<b>991,135</b>	<b>965,284</b>	<b>780,418</b>	<b>(184,866)</b>	<b>(19.15)</b>	<b>777,547</b>
<b>TOTAL AVAILABLE</b>	<b>991,135</b>	<b>965,284</b>	<b>780,418</b>	<b>(184,866)</b>	<b>(19.15)</b>	<b>777,547</b>
<b>LESS: EXPENDITURES</b>	<b>806,269</b>	<b>965,284</b>	<b>780,418</b>	<b>(184,866)</b>	<b>(19.15)</b>	<b>777,547</b>
REVERSION TO EDUCATION TRUST FUND	1,702	0	0	0	.....	0
REVERSION TO STATE GENERAL FUND	183,164	0	0	0	.....	0
Balance Unencumbered	0	0	0	0	.....	0
<b>SUMMARY BUDGET REQUEST</b>						
<b>PROGRAMS AND PROGRAM FUNCTIONS</b>						
<b>COMMISSION ON 21ST CENTURY WORKFORCE PROGRAM</b>						
Lieutenant Governor Administration Function	90,952	116,014	114,312	(1,702)	(1.47)	
<b>TOTAL</b>	<b>90,952</b>	<b>116,014</b>	<b>114,312</b>	<b>(1,702)</b>	<b>(1.47)</b>	
<b>LEGISLATIVE OPERATIONS AND SUPPORT PROGRAM</b>						
Lieutenant Governor Administration Function	715,317	849,270	666,106	(183,164)	(21.57)	
<b>TOTAL</b>	<b>715,317</b>	<b>849,270</b>	<b>666,106</b>	<b>(183,164)</b>	<b>(21.57)</b>	
<b>TOTAL EXPENDITURES</b>	<b>806,269</b>	<b>965,284</b>	<b>780,418</b>	<b>(184,866)</b>	<b>(19.15)</b>	<b>777,547</b>
<b>OFFICE OF THE LIEUTENANT GOVERNOR SUMMARY</b>						
Personnel Costs	547,983	512,026	503,661	(8,365)	(1.63)	
Employee Benefits	159,289	135,702	165,090	29,388	21.66	
Travel - In-State	1,724	28,000	10,000	(18,000)	(64.29)	
Travel - Out-of-State	22,224	31,308	18,542	(12,766)	(40.78)	
Repairs and Maintenance	2,739	20,800	10,000	(10,800)	(51.92)	
Rent and Leases	3,242	21,780	12,000	(9,780)	(44.90)	
Utilities and Communication	6,538	23,106	16,000	(7,106)	(30.75)	
Professional Fees and Services	46,005	141,400	33,192	(108,208)	(76.53)	
Supplies/Materials/Operating Expenses	12,977	40,162	8,933	(31,229)	(77.76)	
Other Equipment Purchases	3,548	11,000	3,000	(8,000)	(72.73)	
<b>TOTAL EXPENDITURES</b>	<b>806,269</b>	<b>965,284</b>	<b>780,418</b>	<b>(184,866)</b>	<b>(19.15)</b>	<b>777,547</b>

**OFFICE OF THE LIEUTENANT GOVERNOR**

	Actual 2022	Budgeted 2023	Requested 2024	Increase/(Decrease)		Recommendation 2024
				<u>From Prior Year</u>		
				Amount	Percent	
Total Number of Employees	4.70	5.00	5.00	0.00	0.00	
<b>SOURCE OF FUNDS:</b>						
Education Trust Fund	90,952	116,014	114,312	(1,702)	(1.47)	116,090
State General Fund	715,317	849,270	666,106	(183,164)	(21.57)	661,457
<b>Total Funds</b>	<b>806,269</b>	<b>965,284</b>	<b>780,418</b>	<b>(184,866)</b>	<b>(19.15)</b>	<b>777,547</b>

AGENCY DESCRIPTION: The Lieutenant Governor by statute serves as President and presiding officer of the Senate. The Lieutenant Governor also serves on boards and commissions; makes appointments of Senators and citizens to boards and commissions created by legislative act; communicates with the general public and participates in a leadership role in the administration of state government.



**LIQUEFIED PETROLEUM GAS BOARD**

	Actual 2022	Budgeted 2023	Requested 2024	Increase/(Decrease)		Governor's Recommendation 2024
				From Prior Year		
				Amount	Percent	
Unencumbered Balance Brought Forward	954,245	1,083,353	1,083,353	0	0.00	1,083,353
<b>RECEIPTS:</b>						
State Funds:						
Liquefied Petroleum Research and Education						
Advisory Committee	309,916	200,000	200,000	0	0.00	200,000
Liquefied Petroleum Gas Board Receipts	1,401,506	1,857,610	1,912,235	54,625	2.94	1,912,235
<b>TOTAL RECEIPTS</b>	<b>1,711,422</b>	<b>2,057,610</b>	<b>2,112,235</b>	<b>54,625</b>	<b>2.65</b>	<b>2,112,235</b>
<b>TOTAL AVAILABLE</b>	<b>2,665,667</b>	<b>3,140,963</b>	<b>3,195,588</b>	<b>54,625</b>	<b>1.74</b>	<b>3,195,588</b>
<b>LESS: EXPENDITURES</b>	<b>1,582,314</b>	<b>2,057,610</b>	<b>2,112,235</b>	<b>54,625</b>	<b>2.65</b>	<b>2,112,235</b>
Balance Unencumbered	1,083,353	1,083,353	1,083,353	0	0.00	1,083,353

SUMMARY BUDGET REQUEST

PROGRAMS AND PROGRAM FUNCTIONS

REGULATORY SERVICES PROGRAM

Liquefied Petroleum Gas Regulatory Services Function	1,396,617	1,857,610	1,912,235	54,625	2.94	
Liquefied Petroleum Gas Research and Education Function	185,697	200,000	200,000	0	0.00	
<b>TOTAL</b>	<b>1,582,314</b>	<b>2,057,610</b>	<b>2,112,235</b>	<b>54,625</b>	<b>2.65</b>	
<b>TOTAL EXPENDITURES</b>	<b>1,582,314</b>	<b>2,057,610</b>	<b>2,112,235</b>	<b>54,625</b>	<b>3.5</b>	<b>2,112,235</b>

LIQUEFIED PETROLEUM GAS BOARD SUMMARY

Personnel Costs	687,232	896,162	899,346	3,184	0.36	
Employee Benefits	256,173	310,676	333,772	23,096	7.43	
Travel - In-State	33,174	60,000	64,000	4,000	6.67	
Travel - Out of State	0	4,000	4,000	0	0.00	
Repairs and Maintenance	8,765	15,000	15,001	1	0.01	
Rentals and Leases	32,621	60,000	60,000	0	0.00	
Utilities and Communication	45,783	82,000	86,000	4,000	4.88	
Professional Fees and Services	158,493	144,000	151,200	7,200	5.00	
Supplies/Materials/Operating Expenses	45,329	60,000	61,200	1,200	2.00	
Transportation Equipment Operations	68,344	70,000	70,000	0	0.00	
Grants and Benefits	185,698	200,000	200,000	0	0.00	
Transportation Equipment Purchases	50,897	109,000	119,712	10,712	9.83	
Other Equipment Purchases	9,805	46,772	48,004	1,232	2.63	
<b>TOTAL EXPENDITURES</b>	<b>1,582,314</b>	<b>2,057,610</b>	<b>2,112,235</b>	<b>54,625</b>	<b>2.65</b>	<b>2,112,235</b>
<b>Total Number of Employees</b>	<b>10.00</b>	<b>10.00</b>	<b>10.00</b>	<b>0.00</b>	<b>0.00</b>	

SOURCE OF FUNDS:

Liquefied Petroleum Gas Board Fund	1,396,617	1,857,610	1,912,235	54,625	2.94	1,912,235
Liquefied Petroleum Research and Education Fund	185,697	200,000	200,000	0	0.00	200,000
<b>Total Funds</b>	<b>1,582,314</b>	<b>2,057,610</b>	<b>2,112,235</b>	<b>54,625</b>	<b>2.65</b>	<b>2,112,235</b>

AGENCY DESCRIPTION: Provides for safety control of the transporting, handling and storage of liquefied petroleum gases and the accuracy of meter and safety devices. Administers the Gas Motor Fuel Fee Tax Law.

**MANUFACTURED HOUSING COMMISSION**

	Actual 2022	Budgeted 2023	Requested 2024	Increase/(Decrease) From Prior Year		Governor's Recommendation 2024
				Amount	Percent	
Unencumbered Balance Brought Forward	3,874,344	4,266,102	3,500,616	(765,486)	(17.94)	3,500,616
<b>RECEIPTS:</b>						
Federal and Local Funds:						
U.S. Department of Housing and Urban Development	243,986	300,000	400,000	100,000	33.33	400,000
State Funds:						
Licensure and Inspection Fees	2,820,289	2,700,000	2,750,000	50,000	1.85	2,750,000
<b>TOTAL RECEIPTS</b>	<b>3,064,275</b>	<b>3,000,000</b>	<b>3,150,000</b>	<b>150,000</b>	<b>5.00</b>	<b>3,150,000</b>
<b>TOTAL AVAILABLE</b>	<b>6,938,619</b>	<b>7,266,102</b>	<b>6,650,616</b>	<b>(615,486)</b>	<b>(8.47)</b>	<b>6,650,616</b>
<b>LESS: EXPENDITURES</b>	<b>2,672,517</b>	<b>3,765,486</b>	<b>3,943,725</b>	<b>178,239</b>	<b>4.73</b>	<b>3,943,725</b>
Balance Unencumbered	4,266,102	3,500,616	2,706,891	(793,725)	(22.67)	2,706,891
<b><u>SUMMARY BUDGET REQUEST</u></b>						
<b>PROGRAMS AND PROGRAM FUNCTIONS</b>						
<b>REGULATORY SERVICES PROGRAM</b>						
Manufactured Housing Regulation Function	2,672,517	3,765,486	3,943,725	178,239	4.73	
<b>TOTAL</b>	<b>2,672,517</b>	<b>3,765,486</b>	<b>3,943,725</b>	<b>178,239</b>	<b>0.0473</b>	
<b>TOTAL EXPENDITURES</b>	<b>2,672,517</b>	<b>3,765,486</b>	<b>3,943,725</b>	<b>178,239</b>	<b>5.75</b>	<b>3,943,725</b>
<b>MANUFACTURED HOUSING COMMISSION SUMMARY</b>						
Personnel Costs	1,623,300	1,790,325	1,875,349	85,024	4.75	
Employee Benefits	638,475	722,058	790,273	68,215	9.45	
Travel - In-State	33,707	40,000	40,000	0	0.00	
Travel - Out-of-State	2,233	32,000	32,000	0	0.00	
Repairs and Maintenance	9,624	80,000	80,000	0	0.00	
Rentals and Leases	30,498	100,000	100,000	0	0.00	
Utilities and Communication	71,620	160,000	160,000	0	0.00	
Professional Fees and Services	88,930	200,000	200,000	0	0.00	
Supplies/Materials/Operating Expenses	56,732	109,943	109,943	0	0.00	
Transportation Equipment Operations	99,463	100,000	125,000	25,000	25.00	
Transportation Equipment Purchases	301	320,000	320,000	0	0.00	
Other Equipment Purchases	17,634	111,160	111,160	0	0.00	
<b>TOTAL EXPENDITURES</b>	<b>2,672,517</b>	<b>3,765,486</b>	<b>3,943,725</b>	<b>178,239</b>	<b>4.73</b>	<b>3,943,725</b>
Total Number of Employees	25.55	29.00	27.00	(2.00)	(6.90)	
<b>SOURCE OF FUNDS:</b>						
Manufactured Housing Commission Fund	2,672,517	3,765,486	3,943,725	178,239	4.73	3,943,725
<b>Total Funds</b>	<b>2,672,517</b>	<b>3,765,486</b>	<b>3,943,725</b>	<b>178,239</b>	<b>4.73</b>	<b>3,943,725</b>

AGENCY DESCRIPTION: Regulates the construction of modular and manufactured homes in the state of Alabama.

**MARINE ENVIRONMENTAL SCIENCES CONSORTIUM/DAUPHIN ISLAND SEA LAB**

	Actual 2022	Estimated 2023	Requested 2024	Increase/(Decrease)		Governor's Recommendation 2024
				From Prior Year		
				Amount	Percent	
<b><u>COMBINED FINANCIAL SUMMARY</u></b>						
Educational and General Beginning Balance	2,078,877	7,360,478	717,209	(6,643,269)	(90.26)	717,209
<b><u>REVENUES</u></b>						
Education Trust Fund:						
Operations & Maintenance	5,300,849	5,300,849	39,900,000	34,599,151	652.71	6,000,000
Mobile Bay Natural Estuary Program	100,000	100,000	125,000	25,000	25.00	125,000
Mississippi-Alabama Sea Grant	100,000	100,000	125,000	25,000	25.00	125,000
Supplemental Appropriation	5,250,000	0	0	0	.....	0
Local Funds	292,100	250,000	300,000	50,000	20.00	300,000
Tuition and Fees	1,267,870	1,382,000	1,425,000	43,000	3.11	1,425,000
Other Sources - BP Grants	3,868,559	3,750,000	4,500,000	750,000	20.00	4,500,000
Other Sources - Indirect Costs	1,606,974	1,400,000	1,750,000	350,000	25.00	1,750,000
Other Source - Grants and Contracts	6,176,227	5,250,000	6,250,000	1,000,000	19.05	6,250,000
Other Source - Miscellaneous	1,214,814	296,700	335,000	38,300	12.91	335,000
State Grants	1,234,428	650,000	650,000	0	0.00	650,000
<b>TOTAL REVENUES</b>	<b>26,411,821</b>	<b>18,479,549</b>	<b>55,360,000</b>	<b>36,880,451</b>	<b>199.57</b>	<b>21,460,000</b>
<b>TOTAL AVAILABLE</b>	<b>28,490,698</b>	<b>25,840,027</b>	<b>56,077,209</b>	<b>30,237,182</b>	<b>117.02</b>	<b>22,177,209</b>
Less						
<b>TOTAL EDUCATIONAL AND GENERAL EXPENDITURES</b>	<b>21,130,220</b>	<b>25,122,818</b>	<b>55,833,674</b>	<b>30,710,856</b>	<b>122.24</b>	<b>21,460,000</b>
<b>EDUCATIONAL AND GENERAL TRANSFERS (NET)</b>	<b>0</b>	<b>0</b>	<b>0</b>	<b>0</b>	<b>.....</b>	<b>0</b>
<b>TOTAL EDUCATIONAL AND GENERAL EXPENDITURES AND TRANSFERS</b>	<b>21,130,220</b>	<b>25,122,818</b>	<b>55,833,674</b>	<b>30,710,856</b>	<b>122.24</b>	<b>21,460,000</b>
<b>EDUCATIONAL AND GENERAL ENDING BALANCE</b>	<b>7,360,478</b>	<b>717,209</b>	<b>243,535</b>	<b>(473,674)</b>	<b>(66.04)</b>	<b>717,209</b>
<b><u>Educational and General Expenditures by Function</u></b>						
Instruction	1,587,745	1,775,933	2,119,131	343,198	19.32	
Research	6,981,207	6,355,239	7,730,842	1,375,603	21.65	
Public Service	4,838,458	4,252,681	4,500,000	247,319	5.82	
Academic Support	1,295,522	1,405,624	1,581,926	176,302	12.54	
Student Services	58,163	72,471	75,379	2,908	4.01	
Institutional Support	2,696,038	3,488,539	3,658,324	169,785	4.87	
Operation & Maintenance of Physical Plant	3,594,172	7,699,560	36,043,072	28,343,512	368.12	
Scholarships and Fellowships	78,915	72,771	125,000	52,229	71.77	
<b>TOTAL EDUCATIONAL AND GENERAL EXPENDITURES BY FUNCTION</b>	<b>21,130,220</b>	<b>25,122,818</b>	<b>55,833,674</b>	<b>30,710,856</b>	<b>122.24</b>	<b>21,460,000</b>
<b><u>Educational and General Expenditures by Object</u></b>						
Salaries and Wages	6,080,141	6,371,868	6,893,596	521,728	8.19	
Employee Benefits	1,759,999	1,949,180	2,223,112	273,932	14.05	

**MARINE ENVIRONMENTAL SCIENCES CONSORTIUM/DAUPHIN ISLAND SEA LAB**

	Actual 2022	Estimated 2023	Requested 2024	Increase/(Decrease)		Governor's Recommendation 2024
				From Prior Year		
				Amount	Percent	
Supplies and Expenses	11,154,533	8,958,248	11,069,966	2,111,718	23.57	
Equipment and Other Capital Assets	2,046,012	7,770,751	35,522,000	27,751,249	357.12	
Scholarships and Fellowships	89,535	72,771	125,000	52,229	71.77	
<b>TOTAL EDUCATIONAL AND GENERAL EXPENDITURES BY OBJECT</b>	<b>21,130,220</b>	<b>25,122,818</b>	<b>55,833,674</b>	<b>30,710,856</b>	<b>122.24</b>	<b>21,460,000</b>
<u>Auxiliary Enterprises</u>						
Auxiliary Beginning Balance	0	192,703	43,996	(148,707)	(77.17)	43,996
<u>Auxiliary Revenues</u>						
Sales and Services	2,253,751	2,150,000	2,300,000	150,000	6.98	
<b>TOTAL AUXILIARY REVENUES</b>	<b>2,253,751</b>	<b>2,150,000</b>	<b>2,300,000</b>	<b>150,000</b>	<b>6.98</b>	<b>2,300,000</b>
<b>TOTAL AVAILABLE AUXILIARY</b>	<b>2,253,751</b>	<b>2,342,703</b>	<b>2,343,996</b>	<b>1,293</b>	<b>0.06</b>	<b>2,343,996</b>
<u>Auxiliary Expenditures:</u>						
Salaries and Wages	754,003	776,384	807,440	31,056	4.00	
Employee Benefits	278,395	287,323	298,712	11,389	3.96	
Supplies and Expenses	880,413	750,000	900,000	150,000	20.00	
Equipment and Other Capital Assets	148,237	485,000	125,000	(360,000)	(74.23)	
<b>TOTAL AUXILIARY ENTERPRISES EXPENDITURES</b>	<b>2,061,048</b>	<b>2,298,707</b>	<b>2,131,152</b>	<b>(167,555)</b>	<b>(7.29)</b>	<b>2,131,152</b>
<b>TOTAL AUXILIARY EXPENDITURES AND TRANSFERS</b>	<b>2,061,048</b>	<b>2,298,707</b>	<b>2,131,152</b>	<b>(167,555)</b>	<b>(7.29)</b>	<b>2,131,152</b>
<b>TOTAL AUXILIARY ENDING BALANCE</b>	<b>192,703</b>	<b>43,996</b>	<b>212,844</b>	<b>168,848</b>	<b>383.78</b>	<b>212,844</b>
<u>PERSONNEL</u>						
Educational and General	92.00	95.00	97.50	2.50	2.63	
Auxiliary Enterprises	19.00	19.00	19.00	0.00	0.00	
<b>TOTAL PERSONNEL</b>	<b>111.00</b>	<b>114.00</b>	<b>116.50</b>	<b>2.50</b>	<b>2.19</b>	
<u>UNRESTRICTED FINANCIAL SUMMARY</u>						
Educational and General Beginning Balance	1,347,628	6,758,901	508,901	(6,250,000)	(92.47)	
<u>REVENUES</u>						
Education Trust Fund:						
Operations & Maintenance	5,300,849	5,300,849	39,900,000	34,599,151	652.71	
Mobile Bay Natural Estuary Program	100,000	100,000	125,000	25,000	25.00	
Mississippi - Alabama Sea Grant	100,000	100,000	125,000	25,000	25.00	
Supplemental Appropriation	5,250,000	0	0	0	.....	
Tuition and Fees	1,267,870	1,382,000	1,425,000	43,000	3.11	
Other Sources - Indirect Fees	1,606,974	1,400,000	1,750,000	350,000	25.00	

**MARINE ENVIRONMENTAL SCIENCES CONSORTIUM/DAUPHIN ISLAND SEA LAB**

	Actual 2022	Estimated 2023	Requested 2024	Increase/(Decrease) From Prior Year		Governor's Recommendation 2024
				Amount	Percent	
Other Sources - Miscellaneous	1,214,814	296,700	335,000	38,300	12.91	
<b>TOTAL REVENUES</b>	<b>14,840,507</b>	<b>8,579,549</b>	<b>43,660,000</b>	<b>35,080,451</b>	<b>408.88</b>	
<b>TOTAL AVAILABLE</b>	<b>16,188,135</b>	<b>15,338,450</b>	<b>44,168,901</b>	<b>28,830,451</b>	<b>187.96</b>	
Less						
TOTAL EDUCATIONAL AND GENERAL EXPENDITURES	9,429,234	14,829,549	43,978,674	29,149,125	196.56	
<u>EDUCATIONAL AND GENERAL TRANSFERS (NET)</u>	0	0	0	0	.....	
TOTAL EDUCATIONAL AND GENERAL EXPENDITURES AND TRANSFERS	9,429,234	14,829,549	43,978,674	29,149,125	196.56	
EDUCATIONAL AND GENERAL ENDING BALANCE	6,758,901	508,901	190,227	(318,674)	(62.62)	
<u>Educational and General Expenditures by Function</u>						
Instruction	1,464,441	1,623,933	1,939,131	315,198	19.41	
Research	336,420	580,239	730,842	150,603	25.96	
Academic Support	1,294,451	1,364,807	1,531,926	167,119	12.24	
Student Services	58,163	72,471	75,379	2,908	4.01	
Institutional Support	2,696,038	3,488,539	3,658,324	169,785	4.87	
Operation & Maintenance of Physical Plant	3,579,721	7,699,560	36,043,072	28,343,512	368.12	
<b>TOTAL EDUCATIONAL AND GENERAL EXPENDITURES BY FUNCTION</b>	<b>9,429,234</b>	<b>14,829,549</b>	<b>43,978,674</b>	<b>29,149,125</b>	<b>196.56</b>	
<u>Educational and General Expenditures by Object</u>						
Salaries and Wages	3,736,971	3,934,971	4,329,223	394,252	10.02	
Employee Benefits	1,133,086	1,280,872	1,519,844	238,972	18.66	
Supplies and Expenses	3,327,337	3,162,407	3,607,607	445,200	14.08	
Equipment and Other Capital Assets	1,231,840	6,451,299	34,522,000	28,070,701	435.12	
<b>TOTAL EDUCATIONAL AND GENERAL EXPENDITURES BY OBJECT</b>	<b>9,429,234</b>	<b>14,829,549</b>	<b>43,978,674</b>	<b>29,149,125</b>	<b>196.56</b>	
<u>PERSONNEL</u>						
Educational and General	51.00	54.00	56.00	2.00	3.70	
Auxiliary Enterprises	19.00	19.00	19.00	0.00	0.00	
<b>TOTAL PERSONNEL</b>	<b>70.00</b>	<b>73.00</b>	<b>75.00</b>	<b>2.00</b>	<b>2.74</b>	
<b><u>RESTRICTED FINANCIAL SUMMARY</u></b>						
Educational and General Beginning Balance	731,249	601,577	208,308	(393,269)	(65.37)	
<u>REVENUES</u>						
Local Funds	292,100	250,000	300,000	50,000	20.00	
Other Sources - BP Grants	3,868,559	3,750,000	4,500,000	750,000	20.00	

**MARINE ENVIRONMENTAL SCIENCES CONSORTIUM/DAUPHIN ISLAND SEA LAB**

	Actual 2022	Estimated 2023	Requested 2024	Increase/(Decrease)		Governor's Recommendation 2024
				From Prior Year		
				Amount	Percent	
Other Sources - Grants and Contracts	6,176,227	5,250,000	6,250,000	1,000,000	19.05	
State Grants	1,234,428	650,000	650,000	0	0.00	
<b>TOTAL REVENUES</b>	<b>11,571,314</b>	<b>9,900,000</b>	<b>11,700,000</b>	<b>1,800,000</b>	<b>18.18</b>	
<b>TOTAL AVAILABLE</b>	<b>12,302,563</b>	<b>10,501,577</b>	<b>11,908,308</b>	<b>1,406,731</b>	<b>13.40</b>	
Less						
TOTAL EDUCATIONAL AND GENERAL EXPENDITURES	11,700,986	10,293,269	11,855,000	1,561,731	15.17	
<u>EDUCATIONAL AND GENERAL TRANSFERS (NET)</u>	0	0	0	0	.....	
TOTAL EDUCATIONAL AND GENERAL EXPENDITURES AND TRANSFERS	11,700,986	10,293,269	11,855,000	1,561,731	15.17	
EDUCATIONAL AND GENERAL ENDING BALANCE	601,577	208,308	53,308	(155,000)	(74.41)	
<u>Educational and General Expenditures by Function</u>						
Instruction	123,304	152,000	180,000	28,000	18.42	
Research	6,644,787	5,775,000	7,000,000	1,225,000	21.21	
Public Services	4,838,458	4,252,681	4,500,000	247,319	5.82	
Academic Support	1,071	40,817	50,000	9,183	22.50	
Operation and Maintenance of Physical Plant	14,451	0	0	0	.....	
Scholarships and Fellowships	78,915	72,771	125,000	52,229	71.77	
<b>TOTAL EDUCATIONAL AND GENERAL EXPENDITURES BY FUNCTION</b>	<b>11,700,986</b>	<b>10,293,269</b>	<b>11,855,000</b>	<b>1,561,731</b>	<b>15.17</b>	
<u>Educational and General Expenditures by Object</u>						
Salaries and Wages	2,343,170	2,436,897	2,564,373	127,476	5.23	
Employee Benefits	626,913	668,308	703,268	34,960	5.23	
Supplies and Expenses	7,827,196	5,795,841	7,462,359	1,666,518	28.75	
Equipment and Other Capital Assets	814,172	1,319,452	1,000,000	(319,452)	(24.21)	
Scholarships and Fellowships	89,535	72,771	125,000	52,229	71.77	
<b>TOTAL EDUCATIONAL AND GENERAL EXPENDITURES BY OBJECT</b>	<b>11,700,986</b>	<b>10,293,269</b>	<b>11,855,000</b>	<b>1,561,731</b>	<b>15.17</b>	
<u>PERSONNEL</u>						
Educational and General	41.00	41.00	41.50	0.50	1.22	

**MARRIAGE AND FAMILY THERAPY BOARD**

	Actual 2022	Budgeted 2023	Requested 2024	Increase/(Decrease) From Prior Year		Governor's Recommendation 2024
				Amount	Percent	
Unencumbered Balance Brought Forward	37,470	52,428	52,428	0	0.00	52,428
<b>RECEIPTS:</b>						
State Funds:						
License and Examination Fees	77,350	100,000	100,000	0	0.00	100,000
<b>TOTAL RECEIPTS</b>	<b>77,350</b>	<b>100,000</b>	<b>100,000</b>	<b>0</b>	<b>0.00</b>	<b>100,000</b>
<b>TOTAL AVAILABLE</b>	<b>114,820</b>	<b>152,428</b>	<b>152,428</b>	<b>0</b>	<b>0.00</b>	<b>152,428</b>
<b>LESS: EXPENDITURES</b>	<b>62,392</b>	<b>100,000</b>	<b>100,000</b>	<b>0</b>	<b>0.00</b>	<b>100,000</b>
Balance Unencumbered	52,428	52,428	52,428	0	0.00	52,428

SUMMARY BUDGET REQUEST

PROGRAMS AND PROGRAM FUNCTIONS

PROFESSIONAL AND OCCUPATIONAL LICENSING AND REGULATION PROGRAM

Marriage and Family Therapy Function	62,392	100,000	100,000	0	0.00	
<b>TOTAL</b>	<b>62,392</b>	<b>100,000</b>	<b>100,000</b>	<b>0</b>	<b>0.00</b>	
<b>TOTAL EXPENDITURES</b>	<b>62,392</b>	<b>100,000</b>	<b>100,000</b>	<b>0</b>	<b>0.00</b>	<b>100,000</b>

MARRIAGE AND FAMILY THERAPY BOARD SUMMARY

Travel - In-State	2,874	4,000	4,000	0	0.00	
Travel - Out-of-State	0	4,000	4,000	0	0.00	
Rentals and Leases	1,215	2,000	2,000	0	0.00	
Utilities and Communication	1,575	3,000	3,000	0	0.00	
Professional Fees and Services	54,766	84,000	85,000	1,000	1.19	
Supplies/Materials/Operating Expenses	1,962	2,000	2,000	0	0.00	
Other Equipment Purchases	0	1,000	0	(1,000)	(100.00)	
<b>TOTAL EXPENDITURES</b>	<b>62,392</b>	<b>100,000</b>	<b>100,000</b>	<b>0</b>	<b>0.00</b>	<b>100,000</b>
<b>Total Number of Employees</b>	<b>0.00</b>	<b>0.00</b>	<b>0.00</b>	<b>0.00</b>	<b>.....</b>	

SOURCE OF FUNDS:

Marriage and Family Therapy Board Fund	62,392	100,000	100,000	0	0.00	100,000
<b>Total Funds</b>	<b>62,392</b>	<b>100,000</b>	<b>100,000</b>	<b>0</b>	<b>0.00</b>	<b>100,000</b>

AGENCY DESCRIPTION: Screens, tests, and certifies marriage therapists for their knowledge and ability to counsel patients in marriage and family counseling in compliance with local, state and national requirements.

**ALABAMA BOARD OF MASSAGE THERAPY**

	Actual 2022	Budgeted 2023	Requested 2024	Increase/(Decrease) From Prior Year		Governor's Recommendation 2024
				Amount	Percent	
Unencumbered Balance Brought Forward	5,269	34,396	34,396	0	0.00	34,396
<b>RECEIPTS:</b>						
State Funds:						
License and Examination Fees	262,565	325,000	425,000	100,000	30.77	425,000
<b>TOTAL RECEIPTS</b>	<b>262,565</b>	<b>325,000</b>	<b>425,000</b>	<b>100,000</b>	<b>30.77</b>	<b>425,000</b>
<b>TOTAL AVAILABLE</b>	<b>267,834</b>	<b>359,396</b>	<b>459,396</b>	<b>100,000</b>	<b>27.82</b>	<b>459,396</b>
<b>LESS: EXPENDITURES</b>	<b>233,438</b>	<b>325,000</b>	<b>425,000</b>	<b>100,000</b>	<b>30.77</b>	<b>425,000</b>
Balance Unencumbered	34,396	34,396	34,396	0	0.00	34,396
<u><b>SUMMARY BUDGET REQUEST</b></u>						
<b>PROGRAMS AND PROGRAM FUNCTIONS</b>						
<b>PROFESSIONAL AND OCCUPATIONAL LICENSING AND REGULATION PROGRAM</b>						
Massage Therapy Board Function	233,438	325,000	425,000	100,000	30.77	
<b>TOTAL</b>	<b>233,438</b>	<b>325,000</b>	<b>425,000</b>	<b>100,000</b>	<b>30.77</b>	
<b>TOTAL EXPENDITURES</b>	<b>233,438</b>	<b>325,000</b>	<b>425,000</b>	<b>100,000</b>	<b>30.77</b>	<b>425,000</b>
<b>ALABAMA BOARD OF MASSAGE THERAPY SUMMARY</b>						
Personnel Costs	33,428	47,000	94,000	47,000	100.00	
Employee Benefits	2,563	20,915	26,868	5,953	28.46	
Travel - In-State	16,001	20,000	20,000	0	0.00	
Travel - Out-of-State	0	5,000	5,000	0	0.00	
Rentals and Leases	744	1,000	1,000	0	0.00	
Utilities and Communication	3,646	4,000	9,000	5,000	125.00	
Professional Fees and Services	171,526	218,085	269,132	51,047	23.41	
Supplies/Materials/Operating Expenses	5,530	5,000	0	(5,000)	(100.00)	
Other Equipment Purchases	0	4,000	0	(4,000)	(100.00)	
<b>TOTAL EXPENDITURES</b>	<b>233,438</b>	<b>325,000</b>	<b>425,000</b>	<b>100,000</b>	<b>30.77</b>	<b>425,000</b>
<b>Total Number of Employees</b>	<b>0.50</b>	<b>0.50</b>	<b>1.00</b>	<b>0.50</b>	<b>100.00</b>	
<b>SOURCE OF FUNDS:</b>						
Massage Therapy Board Fund	233,438	325,000	425,000	100,000	30.77	425,000
<b>Total Funds</b>	<b>233,438</b>	<b>325,000</b>	<b>425,000</b>	<b>100,000</b>	<b>30.77</b>	<b>425,000</b>

AGENCY DESCRIPTION: Administers the licensing and regulation of massage therapists in Alabama.



**ALABAMA SCHOOL OF MATHEMATICS AND SCIENCE**

	Actual 2022	Budgeted 2023	Requested 2024	Increase/(Decrease)		Governor's Recommendation 2024
				From Prior Year		
				Amount	Percent	
Unencumbered Balance Brought Forward	11,282	23,283	23,283	0	0.00	23,283
<b>RECEIPTS:</b>						
State Funds:						
Special Revenue	761,890	870,000	900,000	30,000	3.45	900,000
Student Auxiliary	444,315	460,000	460,000	0	0.00	460,000
National Board of Professional Teaching						
Standards - Reimbursements	12,000	12,000	12,000	0	0.00	12,000
Education Trust Fund	9,345,660	9,933,232	10,915,456	982,224	9.89	10,433,194
Education Trust Fund- Reversion Reappropriated	264,003	702,401	0	(702,401)	(100.00)	0
ETF Advancement & Technology Fund	72,508	0	0	0	.....	0
Federal Funds:						
GEER II	233,429	30,000	0	(30,000)	(100.00)	0
<b>TOTAL RECEIPTS</b>	<b>11,133,805</b>	<b>12,007,633</b>	<b>12,287,456</b>	<b>279,823</b>	<b>2.33</b>	<b>11,805,194</b>
<b>TOTAL AVAILABLE</b>	<b>11,145,087</b>	<b>12,030,916</b>	<b>12,310,739</b>	<b>279,823</b>	<b>2.33</b>	<b>11,828,477</b>
<b>LESS: EXPENDITURES</b>	<b>10,419,403</b>	<b>12,007,633</b>	<b>12,287,456</b>	<b>279,823</b>	<b>2.33</b>	<b>11,805,194</b>
<b>REVERSION TO EDUCATION TRUST FUND</b>	<b>702,401</b>	<b>0</b>	<b>0</b>	<b>0</b>	<b>.....</b>	<b>0</b>
Balance Unencumbered	23,283	23,283	23,283	0	0.00	23,283
<b><u>SUMMARY BUDGET REQUEST</u></b>						
<b>PROGRAMS AND PROGRAM FUNCTIONS</b>						
<b>FINANCIAL ASSISTANCE PROGRAM</b>						
Other Financial Assistance Function	10,419,403	12,007,633	12,287,456	279,823	2.33	
<b>TOTAL</b>	<b>10,419,403</b>	<b>12,007,633</b>	<b>12,287,456</b>	<b>279,823</b>	<b>2.33</b>	
<b>TOTAL EXPENDITURES</b>	<b>10,419,403</b>	<b>12,007,633</b>	<b>12,287,456</b>	<b>279,823</b>	<b>2.33</b>	<b>11,805,194</b>
<b>ALABAMA SCHOOL OF MATHEMATICS AND SCIENCE SUMMARY</b>						
Personnel Costs	3,887,216	4,380,000	4,525,000	145,000	3.31	
Employee Benefits	1,350,560	1,520,000	1,550,000	30,000	1.97	
Travel - In-State	19,532	35,000	35,000	0	0.00	
Travel - Out-of-State	7,622	20,000	20,000	0	0.00	
Repairs and Maintenance	389,315	935,401	328,000	(607,401)	(64.93)	
Rentals and Leases	2,425,494	2,372,084	2,640,884	268,800	11.33	
Utilities and Communication	450,896	514,000	641,757	127,757	24.86	
Professional Fees and Services	1,057,991	1,267,341	1,244,580	(22,761)	(1.80)	
Supplies/Materials/Operating Expenses	595,938	748,807	752,235	3,428	0.46	
Transportation Equipment Purchases	51,102	60,000	120,000	60,000	100.00	
Other Equipment Purchases	183,737	155,000	430,000	275,000	177.42	
<b>TOTAL EXPENDITURES</b>	<b>10,419,403</b>	<b>12,007,633</b>	<b>12,287,456</b>	<b>279,823</b>	<b>2.33</b>	<b>11,805,194</b>
Total Number of Employees	103.00	120.00	122.00	2.00	1.67	
<b>SOURCE OF FUNDS:</b>						
Education Trust Fund	8,907,262	10,635,633	10,915,456	279,823	2.63	10,433,194
National Board of Professional Teaching						
Standards - Reimbursements	0	12,000	12,000	0	0.00	12,000
Special Revenue	761,890	870,000	900,000	30,000	3.45	900,000
Student Auxiliary	444,314	460,000	460,000	0	0.00	460,000

**ALABAMA SCHOOL OF MATHEMATICS AND SCIENCE**

	Actual 2022	Budgeted 2023	Requested 2024	Increase/(Decrease) From Prior Year		Governor's Recommendation 2024
				Amount	Percent	
GEER II	233,429	30,000	0	(30,000)	(100.00)	0
ETF Advancement & Technology Fund	72,508	0	0	0	.....	0
<b>Total Funds</b>	<b>10,419,403</b>	<b>12,007,633</b>	<b>12,287,456</b>	<b>279,823</b>	<b>2.33</b>	<b>11,805,194</b>

AGENCY DESCRIPTION: Prepares educational opportunities for students and teachers designed to increase interest in the areas of mathematics and science. Serves high school students who are talented in both mathematics and science by providing a challenging and intellectually stimulating education. Provides educational services to other schools, business community members, and non-profit organizations (e.g. YMCA). Presents summer programs for elementary students and students in grades 7-10 from throughout Alabama.

**ALABAMA MEDICAID AGENCY**

	Actual 2022	Budgeted 2023	Requested 2024	Increase/(Decrease) From Prior Year		Governor's Recommendation 2024
				Amount	Percent	
Unencumbered Balance Brought Forward	590,999,830	656,058,042	519,510,069	(136,547,973)	(20.81)	519,510,069
Balance Committed for Recipient Benefits and Federal Revenue Reserve	79,000,000	79,000,000	88,000,000			88,000,000
<b>RECEIPTS:</b>						
Federal and Local Funds:						
Federal Stimulus Funds - HIE	1,939,594	0	0	0	.....	0
Federal and Local Funds	5,956,393,131	6,112,873,267	6,149,557,716	36,684,449	0.60	6,149,557,716
Federal Drug Rebates	466,761,391	467,426,561	485,091,216	17,664,655	3.78	485,091,216
PMS Refunds/ HCBS Fund	43,653,648	0	0	0	.....	0
State Funds:						
State General Fund	769,000,000	793,000,000	858,000,000	65,000,000	8.20	862,999,999
State General Fund - COLA	248,138	531,700	0	(531,700)	(100.00)	0
State General Fund - Retiree Bonus	0	93,610	0	(93,610)	(100.00)	0
Alabama Health Care Trust Fund	371,138,601	438,669,890	438,669,890	0	0.00	438,669,890
Medicaid Trust Fund - Children First Trust Fund - Transfer	2,147,778	1,643,289	1,643,289	0	0.00	1,643,289
Medicaid Trust Fund - 21st Century Fund - Transfer	36,937,784	32,333,121	32,333,121	0	0.00	30,482,005
Certified Public Expenditures (CPE) /						
Disproportionate Share	4,936,550	5,163,536	5,163,536	0	0.00	5,163,536
Children's Rehabilitation Services - Transfer	7,776,716	9,752,584	9,595,005	(157,579)	(1.62)	9,595,005
Court Ordered Settlements	212,746	212,746	212,746	0	0.00	212,746
Department of Human Resources - Transfer	21,189,052	25,521,549	27,041,856	1,520,307	5.96	27,041,856
Department of Mental Health - Transfer	132,794,850	162,052,111	199,413,328	37,361,217	23.06	199,413,328
Department of Public Health - Transfer	26,802,716	32,932,913	29,856,913	(3,076,000)	(9.34)	29,856,913
Department of Senior Services - Transfer	27,785,632	28,861,197	29,052,402	191,205	0.66	29,052,402
Department of Youth Services - Transfer	3,019,831	2,915,890	3,089,588	173,698	5.96	3,089,588
Departmental Receipts	9,500,246	9,534,539	9,534,539	0	0.00	9,534,539
State Drug Rebates	115,974,446	164,401,718	184,646,760	20,245,042	12.31	184,646,760
Intergovernmental Transfers	351,351,245	537,030,592	518,311,559	(18,719,033)	(3.49)	518,311,559
Public Schools Transfer	36,270,807	37,786,289	38,279,113	492,824	1.30	38,279,113
<b>TOTAL RECEIPTS</b>	<b>8,385,834,902</b>	<b>8,862,737,102</b>	<b>9,019,492,577</b>	<b>156,755,475</b>	<b>1.77</b>	<b>9,022,641,460</b>
<b>TOTAL AVAILABLE</b>	<b>9,055,834,732</b>	<b>9,597,795,144</b>	<b>9,627,002,646</b>	<b>29,207,502</b>	<b>0.30</b>	<b>9,630,151,529</b>
<b>LESS: EXPENDITURES</b>	<b>8,320,776,690</b>	<b>8,990,285,075</b>	<b>9,244,642,284</b>	<b>254,357,209</b>	<b>2.83</b>	<b>9,247,791,167</b>
Balance Committed for Recipient Benefits and Federal Revenue Reserve	79,000,000	88,000,000	88,000,000	0	0.00	88,000,000
Balance Unencumbered	656,058,042	519,510,069	294,360,362	(225,149,707)	(43.34)	294,360,362

**SUMMARY BUDGET REQUEST**

**PROGRAMS AND PROGRAM FUNCTIONS**

**MEDICAL ASSISTANCE THROUGH MEDICAID PROGRAM**

Nursing Home Care Function	1,101,594,459	1,166,592,930	1,213,219,663	46,626,733	4.00
Hospital Care Function	3,014,027,684	3,139,565,997	3,140,565,997	1,000,000	0.03
Physician Care Function	731,359,400	944,997,488	885,801,788	(59,195,700)	(6.26)
Pharmaceutical Function	1,038,619,965	1,149,357,388	1,219,082,840	69,725,452	6.07
Health Support Function	349,327,218	357,038,087	350,894,797	(6,143,290)	(1.72)
Alternative Care Function	361,200,048	385,043,361	384,768,538	(274,823)	(0.07)

**ALABAMA MEDICAID AGENCY**

	Actual 2022	Budgeted 2023	Requested 2024	Increase/(Decrease) From Prior Year		Governor's Recommendation 2024
				Amount	Percent	
Administrative Cost Function	260,968,227	292,232,463	331,694,717	39,462,254	13.50	
Mental Health - Facilities Function	2,339,638	422,810,322	422,810,322	0	0.00	
Mental Health - Waivers Function	422,810,322	2,339,638	2,339,638	0	0.00	
Medicaid - CHIP Function	228,231,193	244,207,376	263,743,966	19,536,590	8.00	
Alabama Coordinated Health Networks Function	60,480,733	66,191,270	66,191,270	0	0.00	
Integrated Care Network Function	49,431,948	55,264,283	55,264,283	0	0.00	
Mental Health - Other Function	127,516,709	163,548,148	292,168,651	128,620,503	78.64	
Health Insurance Premiums Function	539,831,071	567,674,641	582,265,080	14,590,439	2.57	
Family Planning Function	33,035,967	33,421,683	33,830,734	409,051	1.22	
COVID-19 Pandemic Function	2,108	0	0	0	.....	
<b>TOTAL</b>	<b>8,320,776,690</b>	<b>8,990,285,075</b>	<b>9,244,642,284</b>	<b>254,357,209</b>	<b>2.83</b>	
<b>TOTAL EXPENDITURES</b>	<b>8,320,776,690</b>	<b>8,990,285,075</b>	<b>9,244,642,284</b>	<b>254,357,209</b>	<b>0.0283</b>	<b>9,247,791,167</b>

**ALABAMA MEDICAID AGENCY SUMMARY**

Personnel Costs	34,218,540	41,176,129	42,929,914	1,753,785	4.26	
Employee Benefits	14,023,761	16,798,574	17,211,989	413,415	2.46	
Travel - In-State	105,140	239,888	240,088	200	0.08	
Travel - Out-of-State	45,252	140,457	147,757	7,300	5.20	
Repairs and Maintenance	274,350	67,800	67,800	0	0.00	
Rentals and Leases	6,047,665	5,290,594	5,469,594	179,000	3.38	
Utilities and Communication	3,973,335	4,458,898	4,507,498	48,600	1.09	
Professional Fees and Services	73,464,129	79,609,734	112,607,770	32,998,036	41.45	
Supplies/Materials/Operating Expenses	6,387,839	10,661,928	10,849,531	187,603	1.76	
Transportation Equipment Operations	31,385	31,894	31,894	0	0.00	
Grants and Benefits	8,180,940,361	8,829,810,379	9,049,324,434	219,514,055	2.49	
Transportation Equipment Purchases	61,025	100,000	100,000	0	0.00	
Other Equipment Purchases	1,203,908	1,898,800	1,154,015	(744,785)	(39.22)	
<b>TOTAL EXPENDITURES</b>	<b>8,320,776,690</b>	<b>8,990,285,075</b>	<b>9,244,642,284</b>	<b>254,357,209</b>	<b>2.83</b>	<b>9,247,791,167</b>
Total Number of Employees	587.40	696.00	696.00	0.00	0.00	

**SOURCE OF FUNDS:**

State General Fund	687,048,336	793,625,310	858,000,000	64,374,690	8.11	862,999,999
Medicaid Trust Fund - Children First Trust Fund - Transfer	2,147,778	1,643,289	1,643,289	0	0.00	1,643,289
Unencumbered Balance	0	127,547,973	225,149,707	97,601,734	76.52	225,149,707
Medicaid Trust Fund - 21st Century Fund - Transfer	36,937,784	32,333,121	32,333,121	0	0.00	30,482,005
Alabama Medicaid Fund	7,207,019,055	7,596,465,492	7,688,846,277	92,380,785	1.22	7,688,846,277
Alabama Health Care Trust Fund	385,640,329	438,669,890	438,669,890	0	0.00	438,669,890
Federal Stimulus Funds - HIE	1,983,408	0	0	0	.....	0
<b>Total Funds</b>	<b>8,320,776,690</b>	<b>8,990,285,075</b>	<b>9,244,642,284</b>	<b>254,357,209</b>	<b>2.83</b>	<b>9,247,791,167</b>

**AGENCY DESCRIPTION:** General Administration: Contains all administrative costs associated with operations of the programs.  
 Nursing Home Care: Provides recuperative and rehabilitative care to persons not medically capable of maintaining themselves or being cared for in the home environment.  
 Hospital Care: Provides service in general hospitals for in-patient and out-patient care, treatment at ambulatory surgical centers, rural health clinics, federally qualified health centers and family planning clinics.  
 Physician Care: Provides payment for physician services.  
 Pharmaceutical: Provides drugs for the treatment of illness as prescribed by a physician.  
 Health Support: Provides service on referral basis for dental, hearing, eyeglasses, lab and x-ray.  
 Alternative Care: Provides home health care, durable medical equipment, and waived services to eligible recipients.  
 Mental Health Programs: Provides intermediate care nursing home services and day care service to patients who are mentally retarded or who are mentally ill.  
 Health Insurance: Provides payment for Part A and Part B Medicare buy-ins, QMB and catastrophic insurance; provides for payment of Medicare Part A and Part B deductible and co-insurance; provides for a managed care and case management program that was instituted in FY 1998.  
 Family Planning: Provides medical treatment and counseling for Medicaid eligibles for family planning.

**ALABAMA MEDICAL CANNABIS COMMISSION**

	Actual 2022	Budgeted 2023	Requested 2024	Increase/(Decrease)		Governor's Recommendation 2024
				From Prior Year		
				Amount	Percent	
Unencumbered Balance Brought Forward	500,000	0	0	0	.....	0
<b>RECEIPTS:</b>						
State Funds:						
State General Fund	0	3,500,000	2,500,000	(1,000,000)	(28.57)	2,525,047
State General Fund - Supplemental Appropriation	3,500,000	0	0	0	.....	0
State General Fund - COLA	0	25,047	0	(25,047)	(100.00)	0
State General Fund - Retiree Bonus	0	4,350	0	(4,350)	(100.00)	0
State General Fund - Reversion Reappropriated	0	2,827,643	0	(2,827,643)	(100.00)	0
Medical Cannabis Commission Fund	0	0	1,500,000	1,500,000	.....	1,500,000
<b>TOTAL RECEIPTS</b>	<b>3,500,000</b>	<b>6,357,040</b>	<b>4,000,000</b>	<b>(2,357,040)</b>	<b>(37.08)</b>	<b>4,025,047</b>
<b>TOTAL AVAILABLE</b>	<b>4,000,000</b>	<b>6,357,040</b>	<b>4,000,000</b>	<b>(2,357,040)</b>	<b>(37.08)</b>	<b>4,025,047</b>
<b>LESS: EXPENDITURES</b>	<b>1,172,357</b>	<b>6,357,040</b>	<b>4,000,000</b>	<b>(2,357,040)</b>	<b>(0.3708)</b>	<b>4,025,047</b>
REVERSION TO STATE GENERAL FUND	2,827,643	0	0	0	.....	0
Balance Unencumbered	0	0	0	0	.....	0

SUMMARY BUDGET REQUEST

PROGRAMS AND PROGRAM FUNCTIONS

PROFESSIONAL AND OCCUPATIONAL LICENSING AND REGULATION PROGRAM

Medical Cannabis Licensing and Regulatory Function	1,172,357	6,357,040	4,000,000	(2,357,040)	(37.08)	
<b>TOTAL</b>	<b>1,172,357</b>	<b>6,357,040</b>	<b>4,000,000</b>	<b>(2,357,040)</b>	<b>(37.08)</b>	
<b>TOTAL EXPENDITURES</b>	<b>1,172,357</b>	<b>6,357,040</b>	<b>4,000,000</b>	<b>(2,357,040)</b>	<b>(37.08)</b>	<b>4,025,047</b>

ALABAMA BOARD OF MEDICAL CANNABIS COMMISSION SUMMARY

Personnel Costs	547,697	975,358	1,408,599	433,241	44.42	
Employee Benefits	153,753	268,501	478,508	210,007	78.21	
Travel - In-State	3,659	35,000	50,000	15,000	42.86	
Travel - Out-of-State	3,528	30,000	54,000	24,000	80.00	
Repairs and Maintenance	4,998	10,000	15,000	5,000	50.00	
Rentals and Leases	85,679	90,000	108,000	18,000	20.00	
Utilities and Communication	9,208	15,000	17,500	2,500	16.67	
Professional Fees and Services	311,533	1,993,038	1,710,893	(282,145)	(14.16)	
Supplies/Materials/Operating Expenses	13,132	20,000	25,000	5,000	25.00	
Transportation Equipment Operations	8,464	7,500	7,500	0	0.00	
Transportation Equipment Purchases	0	40,000	80,000	40,000	100.00	
Other Equipment Purchases	30,706	2,872,643	45,000	(2,827,643)	(98.43)	
<b>TOTAL EXPENDITURES</b>	<b>1,172,357</b>	<b>6,357,040</b>	<b>4,000,000</b>	<b>(2,357,040)</b>	<b>(37.08)</b>	<b>4,025,047</b>
<b>Total Number of Employees</b>	<b>5.00</b>	<b>7.75</b>	<b>14.00</b>	<b>6.25</b>	<b>80.65</b>	

SOURCE OF FUNDS:

State General Fund	672,357	6,357,040	2,500,000	(3,857,040)	(0.6067352100)	2,525,047
--------------------	---------	-----------	-----------	-------------	----------------	-----------

**ALABAMA MEDICAL CANNABIS COMMISSION**

	Actual 2022	Budgeted 2023	Requested 2024	Increase/(Decrease) From Prior Year		Governor's Recommendation 2024
				Amount	Percent	
Medical Cannabis Commission Fund	500,000	0	1,500,000	1,500,000	.....	1,500,000
<b>Total Funds</b>	<b>1,172,357</b>	<b>6,357,040</b>	<b>4,000,000</b>	<b>(2,357,040)</b>	<b>(37.08)</b>	<b>4,025,047</b>

AGENCY DESCRIPTION: The 14-member commission is a new agency directed to: (1) license and regulate cultivators, processors, secure transporters, testing laboratories, dispensaries, and/or integrated facilities of medical cannabis products and (2) develop and maintain a patient and patient-caregiver registry for qualified individuals.

**BOARD OF MEDICAL SCHOLARSHIP AWARDS**

	Actual 2022	Budgeted 2023	Requested 2024	Increase/(Decrease)		Governor's Recommendation 2024
				From Prior Year		
				Amount	Percent	
Unencumbered Balance Brought Forward	0	0	0	0	.....	0
<b>RECEIPTS:</b>						
State Funds:						
Medical Scholarship Awards	0	400,000	400,000	0	0.00	400,000
Education Trust Fund	2,440,014	2,440,014	2,440,014	0	0.00	2,440,014
<b>TOTAL RECEIPTS</b>	<b>2,440,014</b>	<b>2,840,014</b>	<b>2,840,014</b>	<b>0</b>	<b>0.00</b>	<b>2,840,014</b>
<b>TOTAL AVAILABLE</b>	<b>2,440,014</b>	<b>2,840,014</b>	<b>2,840,014</b>	<b>0</b>	<b>0.00</b>	<b>2,840,014</b>
<b>LESS: EXPENDITURES</b>	<b>2,440,010</b>	<b>2,840,014</b>	<b>2,840,014</b>	<b>0</b>	<b>0.00</b>	<b>2,840,014</b>
REVERSION TO EDUCATION TRUST FUND	4	0	0	0	.....	0
<b>Balance Unencumbered</b>	<b>0</b>	<b>0</b>	<b>0</b>	<b>0</b>	<b>.....</b>	<b>0</b>

SUMMARY BUDGET REQUEST

PROGRAMS AND PROGRAM FUNCTIONS

SUPPORT OF OTHER EDUCATION ACTIVITIES PROGRAM

Scholarships and Fellowships Function	1,950,729	2,340,014	2,340,014	0	0.00	
Physician Assistant Function	489,281	500,000	500,000	0	0.00	
<b>TOTAL</b>	<b>2,440,010</b>	<b>2,840,014</b>	<b>2,840,014</b>	<b>0</b>	<b>0.00</b>	
<b>TOTAL EXPENDITURES</b>	<b>2,440,010</b>	<b>2,840,014</b>	<b>2,840,014</b>	<b>0</b>	<b>0.00</b>	<b>2,840,014</b>

BOARD OF MEDICAL SCHOLARSHIP AWARDS SUMMARY

Personnel Costs	86,215	89,631	89,631	0	0.00	
Employee Benefits	41,700	42,461	48,917	6,456	15.20	
Travel - In-State	1,198	1,198	1,198	0	0.00	
Repairs and Maintenance	300	0	0	0	.....	
Rentals and Leases	14,001	11,703	11,703	0	0.00	
Utilities and Communication	3,199	3,200	3,200	0	0.00	
Professional Fees and Services	16,602	18,902	18,902	0	0.00	
Supplies/Materials/Operating Expenses	3,999	4,000	4,000	0	0.00	
Transportation Equipment Operations	1,385	1,385	1,385	0	0.00	
Grants and Benefits	2,269,411	2,667,534	2,661,078	(6,456)	(0.24)	
Other Equipment Operations	2,000	0	0	0	.....	
<b>TOTAL EXPENDITURES</b>	<b>2,440,010</b>	<b>2,840,014</b>	<b>2,840,014</b>	<b>0</b>	<b>0.00</b>	<b>2,840,014</b>
<b>Total Number of Employees</b>	<b>1.00</b>	<b>1.00</b>	<b>1.00</b>	<b>0.00</b>	<b>0.00</b>	

SOURCE OF FUNDS:

Education Trust Fund	2,440,010	2,440,014	2,440,014	0	0.00	2,440,014
Medical Scholarship Awards	0	400,000	400,000	0	0.00	400,000
<b>Total Funds</b>	<b>2,440,010</b>	<b>2,840,014</b>	<b>2,840,014</b>	<b>0</b>	<b>0.00</b>	<b>2,840,014</b>

AGENCY DESCRIPTION: Finances the medical education of students in Alabama in exchange for an agreement to practice in the state of Alabama.

**ALABAMA MEN'S HALL OF FAME**

	Actual 2022	Budgeted 2023	Requested 2024	Increase/(Decrease) From Prior Year		Governor's Recommendation 2024
				Amount	Percent	
Unencumbered Balance Brought Forward	0	0	0	0	.....	0
<b>RECEIPTS:</b>						
State Funds:						
State General Fund	0	0	10,000	10,000	.....	
<b>TOTAL RECEIPTS</b>	<b>0</b>	<b>0</b>	<b>10,000</b>	<b>10,000</b>	<b>.....</b>	<b>0</b>
<b>TOTAL AVAILABLE</b>	<b>0</b>	<b>0</b>	<b>10,000</b>	<b>10,000</b>	<b>.....</b>	<b>0</b>
<b>LESS: EXPENDITURES</b>	<b>0</b>	<b>0</b>	<b>10,000</b>	<b>10,000</b>	<b>.....</b>	<b>10,000</b>
Balance Unencumbered	0	0	0	0	.....	(10,000)
<b><u>SUMMARY BUDGET REQUEST</u></b>						
<b>PROGRAMS AND PROGRAM FUNCTIONS</b>						
<b>LOCAL FINANCIAL ASSISTANCE PROGRAM</b>						
Historical Appreciation Function	0	0	10,000	10,000	.....	
<b>TOTAL</b>	<b>0</b>	<b>0</b>	<b>10,000</b>	<b>10,000</b>	<b>.....</b>	
<b>TOTAL EXPENDITURES</b>	<b>0</b>	<b>0</b>	<b>10,000</b>	<b>10,000</b>	<b>.....</b>	<b>10,000</b>
<b>ALABAMA MEN'S HALL OF FAME SUMMARY</b>						
Professional Services	0	0	5,000	5,000	.....	
Supplies/Materials/Operating Expenses	0	0	5,000	5,000	.....	
<b>TOTAL EXPENDITURES</b>	<b>0</b>	<b>0</b>	<b>10,000</b>	<b>10,000</b>	<b>.....</b>	<b>10,000</b>
Total Number of Employees	0.00	0.00	0.00	0.00	.....	
<b>SOURCE OF FUNDS:</b>						
State General Fund	0	0	10,000	10,000	.....	0
<b>Total Funds</b>	<b>0</b>	<b>0</b>	<b>10,000</b>	<b>10,000</b>	<b>.....</b>	<b>0</b>

**AGENCY DESCRIPTION:** Recognizes those men native to or identified most closely with the State of Alabama who have made significant contributions on a state, nation, or international scale within their professional or personal fields of activity and concern. Annual inductees are selected by a nineteen-member board. Plaques honoring inductees are displayed at Samford University.



**DEPARTMENT OF MENTAL HEALTH**

	Actual 2022	Budgeted 2023	Requested 2024	Increase/(Decrease)		Governor's Recommendation 2024
				From Prior Year		
				Amount	Percent	
Unencumbered Balance Brought Forward	132,477,241	88,738,619	77,738,619	(11,000,000)	(12.40)	77,738,619
<b>RECEIPTS:</b>						
Federal and Local Funds:						
Alabama Behavior Analyst Licensing Board	70,495	40,000	40,000	0	0.00	40,000
State Fiscal Recovery Fund	11,000,000	0	0	0	.....	0
Federal and Local Funds	666,379,518	777,882,523	814,307,345	36,424,822	4.68	814,307,345
State Funds:						
State General Fund - Transfer	166,110,057	193,144,897	235,558,594	42,413,697	21.96	204,991,459
State General Fund - Transfer - Supplemental						
Appropriation	700,000	0	0	0	.....	0
State General Fund - Transfer - COLA	399,869	849,651	0	(849,651)	(100.00)	0
State General Fund - Transfer - Retiree Bonus	0	147,560	0	(147,560)	(100.00)	0
Education Trust Fund - Transfer	45,127,663	51,763,527	52,796,257	1,032,730	2.00	52,559,278
Education Trust Fund - Transfer - Alabama Interagency						
Autism Coordinating Council	438,900	438,900	438,900	0	0.00	438,900
Education Trust Fund - Transfer - ARC Programs	4,282,409	4,282,409	4,282,409	0	0.00	4,282,409
Education Trust Fund - Transfer - Developmental						
Disability Nurse Delegation Program	800,000	800,000	800,000	0	0.00	800,000
Education Trust Fund - Transfer - Camp ASCCA	415,000	440,000	440,000	0	0.00	440,000
Education Trust Fund - Transfer - Eagles Wings	480,000	500,000	500,000	0	0.00	525,000
Education Trust Fund - Transfer - Rainbow Omega	490,000	500,000	500,000	0	0.00	525,000
Education Trust Fund - Transfer - Residential Habilitation	960,000	960,000	960,000	0	0.00	960,000
Education Trust Fund - Transfer - School Based Mental						
Health Services Collaboration	2,500,000	3,500,000	4,500,000	1,000,000	28.57	4,500,000
Education Trust Fund - Transfer - Emotional Disturbances						
and Autism in Children	4,750,000	4,750,000	4,750,000	0	0.00	4,750,000
Departmental Receipts Fund	1,500,000	1,500,000	1,500,000	0	0.00	1,500,000
Special Mental Health Trust Fund	213,468,898	228,105,935	228,022,161	(83,774)	(0.04)	228,022,161
Children First Trust Fund	3,068,255	2,142,457	2,142,457	0	0.00	2,142,457
Indigent Offenders Treatment Fund	85,770	115,000	115,000	0	0.00	115,000
Cigarette Tax	5,011,610	5,011,610	5,011,610	0	0.00	5,011,610
Other Income	12,159,680	17,336,224	17,500,118	163,894	0.95	17,500,118
<b>TOTAL RECEIPTS</b>	<b>1,140,198,124</b>	<b>1,294,210,693</b>	<b>1,374,164,851</b>	<b>79,954,158</b>	<b>6.18</b>	<b>1,343,410,737</b>
<b>TOTAL AVAILABLE</b>	<b>1,272,675,365</b>	<b>1,382,949,312</b>	<b>1,451,903,470</b>	<b>68,954,158</b>	<b>4.99</b>	<b>1,421,149,356</b>
<b>LESS: EXPENDITURES</b>	<b>1,183,936,746</b>	<b>1,305,210,693</b>	<b>1,374,164,851</b>	<b>68,954,158</b>	<b>5.28</b>	<b>1,343,410,737</b>
Balance Unencumbered	88,738,619	77,738,619	77,738,619	0	0.00	77,738,619
<b>SUMMARY BUDGET REQUEST</b>						
<b>PROGRAMS AND PROGRAM FUNCTIONS</b>						
<b>HEALTHCARE PROGRAM</b>						
American Rescue Plan Act Function	0	11,000,000	0	(11,000,000)	(100.00)	
<b>TOTAL</b>	<b>0</b>	<b>11,000,000</b>	<b>0</b>	<b>(11,000,000)</b>	<b>(100.00)</b>	
<b>INSTITUTIONAL TREATMENT AND CARE OF MENTALLY ILL PROGRAM</b>						
Special Services Function	2,780	0	0	0	.....	

**DEPARTMENT OF MENTAL HEALTH**

	Actual	Budgeted	Requested	Increase/(Decrease)		Governor's Recommendation 2024
				From Prior Year		
				Amount	Percent	
	2022	2023	2024			
Transitional Services Function	170	0	0	0	.....	
Patient Treatment and Care of Mentally Ill Function	92,885,004	99,024,692	98,723,543	(301,149)	(0.30)	
Finance Bureau Function	5,352	0	0	0	.....	
Community Services/Mental Illness Function	333,844,974	362,686,708	382,686,708	20,000,000	5.51	
Community Services/Intellectually Disabled Function	4,467	0	0	0	.....	
COVID-19 Pandemic Function	2,410	0	0	0	.....	
Alzheimer's Dementia Function	169,140	314,432	314,432	0	0.00	
<b>TOTAL</b>	<b>426,914,297</b>	<b>462,025,832</b>	<b>481,724,683</b>	<b>19,698,851</b>	<b>4.26</b>	

**INSTITUTIONAL TREATMENT AND CARE OF INTELLECTUALLY DISABLED PROGRAM**

ARC/Community Based Programs Function	3,499,438	2,368,440	2,368,440	0	0.00	
Community Services/Intellectually Disabled Function	576,066,003	645,119,594	696,829,169	51,709,575	—	
Individual and Family Support Function	638,500	650,000	650,000	0	0.00	
Intellectual Disabilities Administration Function	8,557	0	0	0	.....	
<b>TOTAL</b>	<b>580,212,498</b>	<b>648,138,034</b>	<b>699,847,609</b>	<b>51,709,575</b>	<b>7.98</b>	

**ADMINISTRATIVE SERVICES PROGRAM**

Community Services/Intellectually Disabled Function	493	0	0	0	.....	
Mental Illness Administration Function	6,058,467	6,545,810	6,946,839	401,029	6.13	
Intellectual Disabilities Administration Function	4,657,935	5,514,136	5,855,667	341,531	6.19	
Substance Abuse Administration Function	4,790,550	5,621,881	5,621,881	0	0.00	
Patient Treatment and Care Function	1,238	0	0	0	.....	
Transitional Services Function	166	0	0	0	.....	
Agency Administration Function	3,560,185	4,249,924	4,081,635	(168,289)	(3.96)	
Central Administration Function	11,337,372	15,591,757	15,645,649	53,892	0.35	
Community Services/Mental Illness Function	799	0	0	0	.....	
COVID-19 Pandemic Function	30,000	0	0	0	.....	
<b>TOTAL</b>	<b>30,437,205</b>	<b>37,523,508</b>	<b>38,151,671</b>	<b>628,163</b>	<b>1.67</b>	

**SUBSTANCE ABUSE PROGRAM**

Community Services/Substance Abuse Function	114,993,486	106,262,229	111,362,229	5,100,000	4.80	
<b>TOTAL</b>	<b>114,993,486</b>	<b>106,262,229</b>	<b>111,362,229</b>	<b>5,100,000</b>	<b>4.80</b>	

**SPECIAL SERVICES PROGRAM**

Mental Illness Administration Function	465	0	0	0	.....	
Children's First Program Function	2,132,757	2,142,457	2,142,457	0	0.00	
Special Services Function	29,244,294	38,118,633	40,936,202	2,817,569	7.39	
American Rescue Plan Act Function	1,744	0	0	0	.....	
<b>TOTAL</b>	<b>31,379,260</b>	<b>40,261,090</b>	<b>43,078,659</b>	<b>2,817,569</b>	<b>7.00</b>	

<b>TOTAL EXPENDITURES</b>	<b>1,183,936,746</b>	<b>1,305,210,693</b>	<b>1,374,164,851</b>	<b>68,954,158</b>	<b>0.07</b>	<b>1,343,410,737</b>
---------------------------	----------------------	----------------------	----------------------	-------------------	-------------	----------------------

**DEPARTMENT OF MENTAL HEALTH SUMMARY**

Personnel Costs	65,123,984	79,812,696	84,782,985	4,970,289	6.23	
Employee Benefits	25,751,018	30,602,132	32,571,265	1,969,133	6.43	
Travel - In-State	265,691	426,073	434,806	8,733	2.05	
Travel - Out-of-State	65,842	183,013	211,507	28,494	15.57	
Repairs and Maintenance	261,161	307,034	314,584	7,550	2.46	
Rentals and Leases	5,221,854	5,143,913	5,529,630	385,717	7.50	
Utilities and Communication	2,211,719	2,368,734	2,314,438	(54,296)	(2.29)	
Professional Fees and Services	37,725,936	34,088,876	32,106,842	(1,982,034)	(5.81)	
Supplies/Materials/Operating Expenses	12,484,259	12,019,524	11,974,612	(44,912)	(0.37)	

**DEPARTMENT OF MENTAL HEALTH**

	Actual 2022	Budgeted 2023	Requested 2024	Increase/(Decrease)		Governor's Recommendation 2024
				From Prior Year		
				Amount	Percent	
Transportation Equipment Operations	239,808	249,049	272,844	23,795	9.55	
Grants and Benefits	1,033,344,373	1,139,142,178	1,202,697,987	63,555,809	5.58	
Transportation Equipment Purchases	94,132	1,203	0	(1,203)	(100.00)	
Other Equipment Purchases	1,146,969	866,268	953,351	87,083	10.05	
<b>TOTAL EXPENDITURES</b>	<b>1,183,936,746</b>	<b>1,305,210,693</b>	<b>1,374,164,851</b>	<b>68,954,158</b>	<b>5.28</b>	<b>1,343,410,737</b>
Total Number of Employees	1,064.00	1,499.00	1,557.00	58.00	3.87	
<b>SOURCE OF FUNDS:</b>						
State General Fund - Transfer	167,209,926	194,142,108	235,558,594	41,416,486	21.33	204,991,459
Education Trust Fund - Transfer	60,243,972	67,934,836	69,967,566	2,032,730	2.99	69,780,587
Federal and Local Funds	721,257,368	777,882,523	814,307,345	36,424,822	4.68	814,307,345
Cigarette Tax	5,011,610	5,011,610	5,011,610	0	0.00	5,011,610
Special Mental Health Trust Fund	213,468,898	228,105,935	228,022,161	(83,774)	(0.04)	228,022,161
Special Mental Health Trust Fund - Reversion						
Reappropriated	827,834	0	0	0	.....	0
Other Income	12,159,680	17,336,224	17,500,118	163,894	0.95	17,500,118
Indigent Offenders Treatment Fund	115,000	115,000	115,000	0	0.00	115,000
Children First Trust Fund	2,132,757	2,142,457	2,142,457	0	0.00	2,142,457
State Fiscal Recovery Fund - Reversion Reappropriated	0	11,000,000	0	(11,000,000)	(100.00)	0
Alabama Behavior Analyst Licensing Board Fund	9,701	40,000	40,000	0	0.00	40,000
Departmental Receipts	1,500,000	1,500,000	1,500,000	0	0.00	1,500,000
<b>Total Funds</b>	<b>1,183,936,746</b>	<b>1,305,210,693</b>	<b>1,374,164,851</b>	<b>68,954,158</b>	<b>5.28</b>	<b>1,343,410,737</b>

**AGENCY DESCRIPTION:** Mental Illness: Provides intensive psychiatric services, longer-term treatment, long-term care and adjustment services. Mental Retardation: Provides comprehensive services and training to mentally retarded residents to enable them to achieve their fullest potential. Substance Abuse: Plans, organizes and directs the development and maintenance of a service delivery system composed of all state and federally funded substance abuse treatment services and certain prevention and early intervention activities.

**ALABAMA STATE BOARD OF MIDWIFERY**

	Actual 2022	Budgeted 2023	Requested 2024	Increase/(Decrease) From Prior Year		Governor's Recommendation 2024
				Amount	Percent	
Unencumbered Balance Brought Forward	17,312	18,702	18,702	0	0.00	18,702
<b>RECEIPTS:</b>						
<b>State Funds:</b>						
Licensure, Renewal and Other Fees	9,350	25,000	25,000	0	0.00	25,000
<b>TOTAL RECEIPTS</b>	<b>9,350</b>	<b>25,000</b>	<b>25,000</b>	<b>0</b>	<b>0.00</b>	<b>25,000</b>
<b>TOTAL AVAILABLE</b>	<b>26,662</b>	<b>43,702</b>	<b>43,702</b>	<b>0</b>	<b>0.00</b>	<b>43,702</b>
<b>LESS: EXPENDITURES</b>	<b>7,960</b>	<b>25,000</b>	<b>25,000</b>	<b>0</b>	<b>0.00</b>	<b>25,000</b>
Balance Unencumbered	18,702	18,702	18,702	0	0.00	18,702

SUMMARY BUDGET REQUEST

PROGRAMS AND PROGRAM FUNCTIONS

ALABAMA STATE BOARD OF MIDWIFERY  
PROGRAM

Licensing and Regulatory Board Function	7,960	25,000	25,000	0	0.00	
<b>TOTAL</b>	<b>7,960</b>	<b>25,000</b>	<b>25,000</b>	<b>0</b>	<b>0.00</b>	
<b>TOTAL EXPENDITURES</b>	<b>7,960</b>	<b>25,000</b>	<b>25,000</b>	<b>0</b>	<b>0.00</b>	<b>25,000</b>

ALABAMA STATE BOARD OF MIDWIFERY SUMMARY

Travel - In-State	0	5,000	5,000	0	0.00	
Rentals and Leases	0	1,000	1,000	0	0.00	
Utilities and Communication	0	1,000	1,000	0	0.00	
Professional Fees and Services	7,141	12,000	12,000	0	0.00	
Supplies/Materials/Operating Expenses	819	6,000	6,000	0	0.00	
<b>TOTAL EXPENDITURES</b>	<b>7,960</b>	<b>25,000</b>	<b>25,000</b>	<b>0</b>	<b>0.00</b>	<b>25,000</b>
Total Number of Employees	0.00	0.00	0.00	0.00	.....	

SOURCE OF FUNDS:

State Board of Midwifery Fund	7,960	25,000	25,000	0	0.00	25,000
<b>Total Funds</b>	<b>7,960</b>	<b>25,000</b>	<b>25,000</b>	<b>0</b>	<b>0.00</b>	<b>25,000</b>

AGENCY DESCRIPTION: The Alabama State Board of Midwifery is a licensing and regulatory agency established to enforce the rules and regulations overseeing licensed midwifery for the safety of mothers and their newborns during pregnancy, birth, and postpartum.

**MILITARY DEPARTMENT**

	Actual 2022	Budgeted 2023	Requested 2024	Increase/(Decrease)		Governor's Recommendation 2024
				From Prior Year		
				Amount	Percent	
Unencumbered Balance Brought Forward	9,260,398	5,426,633	5,426,633	0	0.00	5,426,633
<b>RECEIPTS:</b>						
<b>Federal and Local Funds:</b>						
Military - Federal Capital Projects	18,360,634	26,840,000	17,040,000	(9,800,000)	(36.51)	17,040,000
Military - Federal Air	7,042,091	7,605,486	8,561,152	955,666	12.57	8,561,152
Federal Counter Drug - US Attorney	0	28,500	31,450	2,950	10.35	31,450
Military Billeting Fund	802,497	790,000	1,450,000	660,000	83.54	1,450,000
Military - Federal Army	45,361,150	105,055,245	61,990,288	(43,064,957)	(40.99)	61,990,288
<b>State Funds:</b>						
State General Fund	6,886,637	6,927,371	24,405,574	17,478,203	252.31	9,993,482
State General Fund - Active Military Service	3,222	3,222	3,222	0	0.00	3,222
State General Fund - JEEP Program	313,334	313,334	313,334	0	0.00	313,334
State General Fund - State Share Utilities	910,017	1,217,467	1,585,000	367,533	30.19	1,217,467
State General Fund - Emergency Active Service	500,000	500,000	1,394,000	894,000	178.80	1,394,000
State General Fund - Reversion Reappropriated	7,854,196	8,302,843	0	(8,302,843)	(100.00)	0
State General Fund - Retiree Bonus	0	14,827	0	(14,827)	(100.00)	0
State General Fund - COLA	40,734	81,211	0	(81,211)	(100.00)	0
<b>TOTAL RECEIPTS</b>	<b>88,074,512</b>	<b>157,679,506</b>	<b>116,774,020</b>	<b>(40,905,486)</b>	<b>(25.94)</b>	<b>101,994,395</b>
<b>TOTAL AVAILABLE</b>	<b>97,334,910</b>	<b>163,106,139</b>	<b>122,200,653</b>	<b>(40,905,486)</b>	<b>(25.08)</b>	<b>107,421,028</b>
<b>LESS: EXPENDITURES</b>	<b>83,605,434</b>	<b>157,679,506</b>	<b>116,774,020</b>	<b>(40,905,486)</b>	<b>(25.94)</b>	<b>101,994,395</b>
<b>REVERSION TO STATE GENERAL FUND</b>	<b>8,302,843</b>	<b>0</b>	<b>0</b>	<b>0</b>	<b>.....</b>	<b>0</b>
<b>Balance Unencumbered</b>	<b>5,426,633</b>	<b>5,426,633</b>	<b>5,426,633</b>	<b>0</b>	<b>0.00</b>	<b>5,426,633</b>
<b><u>SUMMARY BUDGET REQUEST</u></b>						
<b>PROGRAMS AND PROGRAM FUNCTIONS</b>						
<b>CAPITAL OUTLAY PROGRAM</b>						
Operations and Maintenance Function	0	26,840,000	0	(26,840,000)	(100.00)	
Capital Outlay Function	19,524,712	0	23,140,000	23,140,000	.....	
<b>TOTAL</b>	<b>19,524,712</b>	<b>26,840,000</b>	<b>23,140,000</b>	<b>(3,700,000)</b>	<b>13.79</b>	
<b>MILITARY OPERATIONS PROGRAM</b>						
Enforcement Function	6,798	28,500	31,450	2,950	10.35	
Operations Function	1,482,031	4,033,209	2,063,485	(1,969,724)	(48.84)	
Active Military Service Function	1,047,213	815,391	1,394,000	578,609	70.96	
Operations and Maintenance Function	61,544,680	125,962,406	90,145,085	(35,817,321)	(28.43)	
<b>TOTAL</b>	<b>64,080,722</b>	<b>130,839,506</b>	<b>93,634,020</b>	<b>(37,205,486)</b>	<b>(28.44)</b>	
<b>TOTAL EXPENDITURES</b>	<b>83,605,434</b>	<b>157,679,506</b>	<b>116,774,020</b>	<b>(40,905,486)</b>	<b>(25.94)</b>	<b>101,994,395</b>
<b>MILITARY DEPARTMENT SUMMARY</b>						
Personnel Costs	13,104,209	17,690,306	18,576,872	886,566	5.01	
Employee Benefits	5,738,683	5,644,192	6,015,738	371,546	6.58	
Travel - In-State	126,684	511,428	406,428	(105,000)	(20.53)	

**MILITARY DEPARTMENT**

	Actual 2022	Budgeted 2023	Requested 2024	Increase/(Decrease)		Governor's Recommendation 2024
				From Prior Year		
				Amount	Percent	
Travel - Out-of-State	45,484	373,599	383,986	10,387	2.78	
Repairs and Maintenance	17,624,228	48,015,478	35,049,203	(12,966,275)	(27.00)	
Rentals and Leases	368,570	382,572	392,672	10,100	2.64	
Utilities and Communication	9,238,009	10,816,738	10,293,826	(522,912)	(4.83)	
Professional Fees and Services	10,926,661	11,867,396	10,060,222	(1,807,174)	(15.23)	
Supplies/Materials/Operating Expenses	1,182,878	3,457,749	3,130,589	(327,160)	(9.46)	
Transportation Equipment Operations	405,813	506,000	728,000	222,000	43.87	
Grants and Benefits	41,277	572,070	324,234	(247,836)	(43.32)	
Capital Outlay	23,298,936	53,940,000	27,600,000	(26,340,000)	(48.83)	
Transportation Equipment Purchases	427,613	1,015,000	975,000	(40,000)	(3.94)	
Other Equipment Purchases	1,076,389	2,886,978	2,837,250	(49,728)	(1.72)	
<b>TOTAL EXPENDITURES</b>	<b>83,605,434</b>	<b>157,679,506</b>	<b>116,774,020</b>	<b>(40,905,486)</b>	<b>(25.94)</b>	<b>101,994,395</b>
<b>Total Number of Employees</b>	<b>306.00</b>	<b>300.00</b>	<b>300.00</b>	<b>0.00</b>	<b>0.00</b>	
<b>SOURCE OF FUNDS:</b>						
State General Fund	8,205,297	17,360,275	27,701,130	10,340,855	59.57	12,921,505
Military - Federal Army	48,618,778	105,055,245	61,990,288	(43,064,957)	(40.99)	61,990,288
Military Billeting Fund	667,770	790,000	1,450,000	660,000	83.54	1,450,000
Federal Counter Drug - US Attorney	6,798	28,500	31,450	2,950	10.35	31,450
Military - Federal Air	6,582,079	7,605,486	8,561,152	955,666	12.57	8,561,152
Military - Federal Capital Projects	19,524,712	26,840,000	17,040,000	(9,800,000)	(36.51)	17,040,000
<b>Total Funds</b>	<b>83,605,434</b>	<b>157,679,506</b>	<b>116,774,020</b>	<b>(40,905,486)</b>	<b>(25.94)</b>	<b>101,994,395</b>

AGENCY DESCRIPTION: Prepares and supports the Alabama National Guard to perform its federal mission to augment our active forces in time of national emergency and to provide a qualified force to aid state and civil authorities in the protection of life, property and preservation of peace, order and public safety. Ensures the provision of adequate logistical support and provides direction and monitorship over the use of all federal funds allotted by the National Guard Bureau.

**MOTOR SPORTS HALL OF FAME**

	Actual 2022	Budgeted 2023	Requested 2024	Increase/(Decrease)		Governor's Recommendation 2024
				From Prior Year		
				Amount	Percent	
Unencumbered Balance Brought Forward	0	0	0	0	.....	0
<b>RECEIPTS:</b>						
<b>State Fuunds:</b>						
State General Fund	0	0	500,000	500,000	.....	0
State General Fund - Transfer from Tourism	500,000	500,000	0	(500,000)	(100.00)	0
Education Trust Fund	0	0	200,000	200,000	.....	0
Education Trust Fund - Transfer from ACHE	200,000	200,000	0	(200,000)	(100.00)	200,000
Admission Tickets	69,500	48,000	48,000	0	0.00	48,000
Tag Sales	48,845	108,000	108,000	0	0.00	108,000
Rentals and Leases	28,600	44,000	44,000	0	0.00	44,000
<b>TOTAL RECEIPTS</b>	<b>846,945</b>	<b>900,000</b>	<b>900,000</b>	<b>0</b>	<b>0.00</b>	<b>400,000</b>
<b>TOTAL AVAILABLE</b>	<b>846,945</b>	<b>900,000</b>	<b>900,000</b>	<b>0</b>	<b>0.00</b>	<b>400,000</b>
<b>LESS: EXPENDITURES</b>	<b>846,945</b>	<b>900,000</b>	<b>900,000</b>	<b>0</b>	<b>0.00</b>	<b>400,000</b>
Balance Unencumbered	0	0	0	0	.....	0

SUMMARY BUDGET REQUEST

PROGRAMS AND PROGRAM FUNCTIONS

TOURISM AND TRAVEL PROMOTION PROGRAM

Historical Appreciation Function	846,945	900,000	900,000	0	0.00	
<b>TOTAL</b>	<b>846,945</b>	<b>900,000</b>	<b>900,000</b>	<b>0</b>	<b>0.00</b>	
<b>TOTAL EXPENDITURES</b>	<b>846,945</b>	<b>900,000</b>	<b>900,000</b>	<b>0</b>	<b>0.00</b>	<b>400,000</b>

MOTOR SPORTS HALL OF FAME SUMMARY

Personnel Costs	125,054	95,000	91,000	(4,000)	(4.21)	
Repairs and Maintenance	325,265	511,080	500,000	(11,080)	(2.17)	
Rentals and Leases	1,533	0	0	0	.....	
Utilities and Communication	91,676	85,000	90,000	5,000	5.88	
Professional Fees and Services	38,517	4,920	43,000	38,080	773.98	
Supplies/Materials/Operating Expenses	30,574	10,000	12,000	2,000	20.00	
Transportation Equipment Operations	14,564	0	0	0	.....	
Other Equipment Purchases	910	0	0	0	.....	
Debt Service	162,000	162,000	164,000	2,000	1.23	
Miscellaneous	56,852	32,000	0	(32,000)	(100.00)	
<b>TOTAL EXPENDITURES</b>	<b>846,945</b>	<b>900,000</b>	<b>900,000</b>	<b>0</b>	<b>0.00</b>	<b>400,000</b>
<b>Total Number of Employees</b>	<b>1.00</b>	<b>1.00</b>	<b>1.00</b>	<b>0.00</b>	<b>0.00</b>	

SOURCE OF FUNDS:

State General Fund	0	0	500,000	500,000	.....	0
State General Fund- Transfer From Tourism	500,000	500,000	0	(500,000)	(100.00)	0
Education Trust Fund	0	0	200,000	200,000	.....	0
Education Trust Fund - Transfer from ACHE	200,000	200,000	0	(200,000)	(100.00)	200,000

**MOTOR SPORTS HALL OF FAME**

	Actual 2022	Budgeted 2023	Requested 2024	Increase/(Decrease)		Governor's Recommendation 2024
				From Prior Year		
				Amount	Percent	
Tags Sales	48,845	44,000	44,000	0	0.00	44,000
Rentals and Leases	28,600	48,000	48,000	0	0.00	48,000
Admission Ticket Sales	69,500	108,000	108,000	0	0.00	108,000
<b>Total Funds</b>	<b>846,945</b>	<b>900,000</b>	<b>900,000</b>	<b>0</b>	<b>0.00</b>	<b>400,000</b>

AGENCY DESCRIPTION: Collects historical information, memorabilia and motor vehicles related to motor sports throughout the world; provides educational exhibits and automotive technological displays; promotes driver safety programs for Alabama students; provides a museum for tourism development; and operates a research library of the history of motor sports.



**ALABAMA MUSIC HALL OF FAME**

	Actual 2022	Budgeted 2023	Requested 2024	Increase/(Decrease)		Governor's Recommendation 2024
				From Prior Year		
				Amount	Percent	
Unencumbered Balance Brought Forward	410,331	328,924	317,542	(11,382)	(3.46)	317,542
<b>RECEIPTS:</b>						
State Funds:						
Gift Shop Sales	10,567	0	10,567	10,567	.....	10,567
Grant from Department of Tourism	301,300	0	300,000	300,000	.....	300,000
Museum Admissions	17,551	0	17,551	17,551	.....	17,551
Music Hall Fame Fund	0	136,703	0	(136,703)	(100.00)	0
Education Trust Fund	177,105	201,448	400,000	198,552	98.56	202,900
Education Trust Fund - Supplemental Appropriation	100,000	0	0	0	.....	0
Education Trust Fund - Reversion Reappropriated	1,623	18,896	0	(18,896)	(100.00)	0
<b>TOTAL RECEIPTS</b>	<b>608,146</b>	<b>357,047</b>	<b>728,118</b>	<b>371,071</b>	<b>103.93</b>	<b>531,018</b>
<b>TOTAL AVAILABLE</b>	<b>1,018,477</b>	<b>685,971</b>	<b>1,045,660</b>	<b>359,689</b>	<b>52.44</b>	<b>848,560</b>
<b>LESS: EXPENDITURES</b>	<b>670,657</b>	<b>368,429</b>	<b>748,445</b>	<b>380,016</b>	<b>103.14</b>	<b>505,110</b>
<b>REVERSION TO EDUCATION TRUST FUND</b>	<b>18,896</b>	<b>0</b>	<b>0</b>	<b>0</b>	<b>.....</b>	<b>0</b>
Balance Unencumbered	328,924	317,542	297,215	(20,327)	(6.40)	343,450

SUMMARY BUDGET REQUEST

PROGRAMS AND PROGRAM FUNCTIONS

FINE ARTS PROGRAM

Community Arts Development Function	670,657	368,429	748,445	380,016	103.14	
<b>TOTAL</b>	<b>670,657</b>	<b>368,429</b>	<b>748,445</b>	<b>380,016</b>	<b>103.14</b>	
<b>TOTAL EXPENDITURES</b>	<b>670,657</b>	<b>368,429</b>	<b>748,445</b>	<b>380,016</b>	<b>103.14</b>	<b>505,110</b>

ALABAMA MUSIC HALL OF FAME SUMMARY

Personnel Costs	204,541	207,172	302,352	95,180	45.94	
Employee Benefits	103,685	101,631	149,711	48,080	47.31	
Travel - In-State	2,000	0	2,500	2,500	.....	
Travel - Out-of-State	2,000	0	5,000	5,000	.....	
Repairs and Maintenance	58,500	0	10,000	10,000	.....	
Rentals and Leases	15,000	0	25,000	25,000	.....	
Utilities and Communication	124,808	58,292	83,882	25,590	43.90	
Professional Fees and Services	14,000	0	70,000	70,000	.....	
Supplies/Materials/Operating Expenses	124,323	1,334	100,000	98,666	7,396.25	
Transportation Equipment Operations	6,800	0	0	0	.....	
Other Equipment Purchases	15,000	0	0	0	.....	
<b>TOTAL EXPENDITURES</b>	<b>670,657</b>	<b>368,429</b>	<b>748,445</b>	<b>380,016</b>	<b>103.14</b>	<b>505,110</b>
<b>Total Number of Employees</b>	<b>5.00</b>	<b>5.00</b>	<b>8.00</b>	<b>3.00</b>	<b>60.00</b>	

SOURCE OF FUNDS:

Education Trust Fund	259,832	220,344	400,000	179,656	81.53	202,900
Music Hall of Fame Fund	410,825	148,085	302,210	154,125	104.08	302,210
<b>Total Funds</b>	<b>670,657</b>	<b>368,429</b>	<b>702,210</b>	<b>333,781</b>	<b>90.60</b>	<b>505,110</b>

AGENCY DESCRIPTION: Alabama Code Section 41-9-680 creates and charges the Alabama Music Hall of Fame Board with "honoring those, living or dead, who, by achievement or service, have made outstanding and lasting contributions to music in Alabama or elsewhere."

**BOARD OF EXAMINERS OF NURSING HOME ADMINISTRATORS**

	Actual 2022	Budgeted 2023	Requested 2024	Increase/(Decrease) From Prior Year		Governor's Recommendation 2024
				Amount	Percent	
Unencumbered Balance Brought Forward	641,628	657,897	657,897	0	0.00	657,897
<b>RECEIPTS:</b>						
State Funds:						
Examinations, Renewals, Applications, Emergency Permits and License Fees	95,775	118,000	118,000	0	0.00	118,000
<b>TOTAL RECEIPTS</b>	<b>95,775</b>	<b>118,000</b>	<b>118,000</b>	<b>0</b>	<b>0.00</b>	<b>118,000</b>
<b>TOTAL AVAILABLE</b>	<b>737,403</b>	<b>775,897</b>	<b>775,897</b>	<b>0</b>	<b>0.00</b>	<b>775,897</b>
<b>LESS: EXPENDITURES</b>	<b>79,506</b>	<b>118,000</b>	<b>118,000</b>	<b>0</b>	<b>0.00</b>	<b>118,000</b>
Balance Unencumbered	657,897	657,897	657,897	0	0.00	657,897
<u>SUMMARY BUDGET REQUEST</u>						
PROGRAMS AND PROGRAM FUNCTIONS						
PROFESSIONAL AND OCCUPATIONAL LICENSING AND REGULATION PROGRAM						
Regulation of Nursing Home Administrators Function	79,506	118,000	118,000	0	0.00	
<b>TOTAL</b>	<b>79,506</b>	<b>118,000</b>	<b>118,000</b>	<b>0</b>	<b>0.00</b>	
<b>TOTAL EXPENDITURES</b>	<b>79,506</b>	<b>118,000</b>	<b>118,000</b>	<b>0</b>	<b>0.00</b>	<b>118,000</b>
<b>BOARD OF EXAMINERS OF NURSING HOME ADMINISTRATORS SUMMARY</b>						
Personnel Costs	42,542	50,169	49,689	(480)	(0.96)	
Employee Benefits	9,136	14,856	16,336	1,480	9.96	
Travel - In-State	3,651	10,000	8,000	(2,000)	(20.00)	
Travel - Out-of-State	0	6,000	6,000	0	0.00	
Repair and Maintenance	0	100	100	0	0.00	
Rentals and Leases	14,666	17,825	18,825	1,000	5.61	
Professional Fees and Services	6,847	12,350	12,350	0	0.00	
Supplies/Materials/Operating Expenses	2,664	4,200	4,000	(200)	(4.76)	
Other Equipment Purchases	0	2,500	2,700	200	8.00	
<b>TOTAL EXPENDITURES</b>	<b>79,506</b>	<b>118,000</b>	<b>118,000</b>	<b>0</b>	<b>0.00</b>	<b>118,000</b>
Total Number of Employees	0.50	0.50	0.50	0.00	0.00	
<b>SOURCE OF FUNDS:</b>						
Alabama Board of Nursing Home Administrators Fund						
	79,506	118,000	118,000	0	0.00	118,000
<b>Total Funds</b>	<b>79,506</b>	<b>118,000</b>	<b>118,000</b>	<b>0</b>	<b>0.00</b>	<b>118,000</b>

AGENCY DESCRIPTION: Ascertain that all nursing homes in the state are administered by a licensed administrator; enforces standards that are prerequisite to licensure; administers appropriate examinations and issues licenses to qualified persons; receives, investigates and appropriates action with regard to any charge or complaint lodged against a licensed administrator; conducts disciplinary proceedings; conducts a continuing study and investigation of nursing homes and administrators with a view to the improvement of the standards imposed for the licensing of such administrators; approves various educational programs for continuing education credits; and renews licenses of licensed administrators.

**ALABAMA BOARD OF NURSING**

	Actual 2022	Budgeted 2023	Requested 2024	Increase/(Decrease) From Prior Year		Governor's Recommendation 2024
				Amount	Percent	
Unencumbered Balance Brought Forward	9,024,795	9,015,749	9,015,749	0	0.00	9,015,749
<b>RECEIPTS:</b>						
State Funds:						
Education Trust Fund	616,027	616,027	616,027	0	0.00	616,027
Education Trust Fund - Reversion Reappropriated	0	30,000	0	(30,000)	(100.00)	0
Licensure and Renewal Fees	7,590,203	9,352,541	10,712,600	1,360,059	14.54	10,712,600
<b>TOTAL RECEIPTS</b>	<b>8,206,230</b>	<b>9,998,568</b>	<b>11,328,627</b>	<b>1,330,059</b>	<b>13.30</b>	<b>11,328,627</b>
<b>TOTAL AVAILABLE</b>	<b>17,231,025</b>	<b>19,014,317</b>	<b>20,344,376</b>	<b>1,330,059</b>	<b>7.00</b>	<b>20,344,376</b>
<b>LESS: EXPENDITURES</b>	<b>8,185,276</b>	<b>9,998,568</b>	<b>11,328,627</b>	<b>1,330,059</b>	<b>13.30</b>	<b>11,328,627</b>
REVERSION TO EDUCATION TRUST FUND	30,000	0	0	0	.....	0
<b>Balance Unencumbered</b>	<b>9,015,749</b>	<b>9,015,749</b>	<b>9,015,749</b>	<b>0</b>	<b>0.00</b>	<b>9,015,749</b>
<b>PROFESSIONAL AND OCCUPATIONAL LICENSING AND REGULATION PROGRAM</b>						
Nursing Regulation and Licensing Function	8,185,276	9,998,568	11,328,627	1,330,059	13.30	
<b>TOTAL</b>	<b>8,185,276</b>	<b>9,998,568</b>	<b>11,328,627</b>	<b>1,330,059</b>	<b>13.30</b>	
<b>TOTAL EXPENDITURES</b>	<b>8,185,276</b>	<b>9,998,568</b>	<b>11,328,627</b>	<b>1,330,059</b>	<b>13.30</b>	<b>11,328,627</b>
<b>ALABAMA BOARD OF NURSING SUMMARY</b>						
Personnel Costs	3,732,740	5,292,166	5,750,240	458,074	8.66	
Employee Benefits	1,443,761	1,913,216	2,076,320	163,104	8.53	
Travel - In-State	39,055	40,000	30,000	(10,000)	(25.00)	
Travel - Out-of-State	53,589	50,000	65,000	15,000	30.00	
Repairs and Maintenance	18,931	20,000	20,000	0	0.00	
Rentals and Leases	1,089,458	1,036,480	1,209,931	173,451	16.73	
Utilities and Communication	91,582	80,000	87,000	7,000	8.75	
Professional Fees and Services	527,077	489,191	999,922	510,731	104.40	
Supplies/Materials/Operating Expenses	315,746	268,763	271,262	2,499	0.93	
Transportation Equipment Operations	60,804	27,500	35,700	8,200	29.82	
Grants and Benefits	586,227	646,252	616,252	(30,000)	(4.64)	
Transportation Equipment Purchases	151,286	75,000	80,000	5,000	6.67	
Other Equipment Purchases	75,020	60,000	87,000	27,000	45.00	
<b>TOTAL EXPENDITURES</b>	<b>8,185,276</b>	<b>9,998,568</b>	<b>11,328,627</b>	<b>1,330,059</b>	<b>13.30</b>	<b>11,328,627</b>
<b>Total Number of Employees</b>	<b>65.30</b>	<b>82.00</b>	<b>78.00</b>	<b>(4.00)</b>	<b>(4.88)</b>	
<b>SOURCE OF FUNDS:</b>						
Education Trust Fund	586,027	646,027	616,027	(30,000)	(4.64)	616,027
Board of Nursing Fund	7,599,249	9,352,541	10,712,600	1,360,059	14.54	10,712,600
<b>Total Funds</b>	<b>8,185,276</b>	<b>9,998,568</b>	<b>11,328,627</b>	<b>1,330,059</b>	<b>13.30</b>	<b>11,328,627</b>

AGENCY DESCRIPTION: Provides control over nursing education programs, licensing nurses, and nursing practice.

**BOARD OF OCCUPATIONAL THERAPY**

	Actual 2022	Budgeted 2023	Requested 2024	Increase/(Decrease) From Prior Year		Governor's Recommendation 2024
				Amount	Percent	
Unencumbered Balance Brought Forward	454,663	458,546	458,546	0	0.00	458,546
<b>RECEIPTS:</b>						
State Funds:						
Occupational Therapy Licensure Fees	231,960	365,554	392,922	27,368	7.49	392,922
<b>TOTAL RECEIPTS</b>	<b>231,960</b>	<b>365,554</b>	<b>392,922</b>	<b>27,368</b>	<b>7.49</b>	<b>392,922</b>
<b>TOTAL AVAILABLE</b>	<b>686,623</b>	<b>824,100</b>	<b>851,468</b>	<b>27,368</b>	<b>3.32</b>	<b>851,468</b>
<b>LESS: EXPENDITURES</b>	<b>228,077</b>	<b>365,554</b>	<b>392,922</b>	<b>27,368</b>	<b>7.49</b>	<b>392,922</b>
Balance Unencumbered	458,546	458,546	458,546	0	0.00	458,546
<u><b>SUMMARY BUDGET REQUEST</b></u>						
<b>PROGRAMS AND PROGRAM FUNCTIONS</b>						
<b>PROFESSIONAL AND OCCUPATIONAL LICENSING AND REGULATION PROGRAM</b>						
Licensure and Regulation of Occupational						
Therapists Function	228,077	365,554	392,922	27,368	7.49	
<b>TOTAL</b>	<b>228,077</b>	<b>365,554</b>	<b>392,922</b>	<b>27,368</b>	<b>7.49</b>	
<b>TOTAL EXPENDITURES</b>	<b>228,077</b>	<b>365,554</b>	<b>392,922</b>	<b>27,368</b>	<b>7.49</b>	<b>392,922</b>
<b>BOARD OF OCCUPATIONAL THERAPY SUMMARY</b>						
Personnel Costs	118,565	129,100	148,053	18,953	14.68	
Employee Benefits	48,222	53,954	60,369	6,415	11.89	
Travel - In-State	10,066	22,500	22,500	0	0.00	
Travel - Out-of-State	0	5,000	5,000	0	0.00	
Repairs and Maintenance	0	4,000	4,000	0	0.00	
Rentals and Leases	22,539	28,000	30,000	2,000	7.14	
Utilities and Communication	5,635	12,000	12,000	0	0.00	
Professional Fees and Services	17,313	100,000	100,000	0	0.00	
Supplies/Materials/Operating Expenses	5,737	11,000	11,000	0	0.00	
<b>TOTAL EXPENDITURES</b>	<b>228,077</b>	<b>365,554</b>	<b>392,922</b>	<b>27,368</b>	<b>7.49</b>	<b>392,922</b>
<b>Total Number of Employees</b>	<b>2.00</b>	<b>2.00</b>	<b>2.00</b>	<b>0.00</b>	<b>0.00</b>	
<b>SOURCE OF FUNDS:</b>						
Board of Occupational Therapy Fund	228,077	365,554	392,922	27,368	7.49	392,922
<b>Total Funds</b>	<b>228,077</b>	<b>365,554</b>	<b>392,922</b>	<b>27,368</b>	<b>7.49</b>	<b>392,922</b>

**AGENCY DESCRIPTION:** Licenses occupational therapists and assistants in the state. Screens all applicants' credentials, examines those admitted, and licenses those who meet the qualifications. Collects application, license, and renewal fees.

## OIL AND GAS BOARD

	Actual 2022	Budgeted 2023	Requested 2024	Increase/(Decrease)		Governor's Recommendation 2024
				From Prior Year		
				Amount	Percent	
Unencumbered Balance Brought Forward	84,551	652,103	652,103	0	0.00	652,103
<b>RECEIPTS:</b>						
<b>State Funds:</b>						
Surety Bond Deposits	540,085	580,085	40,000	(540,085)	(93.10)	40,000
Oil and Gas Board Operations	100,211	714,321	731,820	17,499	2.45	731,820
State General Fund	2,938,388	3,201,520	4,523,932	1,322,412	41.31	3,602,898
State General Fund - Reversion Reappropriated	243,861	370,756	0	(370,756)	(100.00)	0
State General Fund - Retiree Bonus	0	15,067	0	(15,067)	(100.00)	0
State General Fund - COLA	43,305	72,378	0	(72,378)	(100.00)	0
<b>TOTAL RECEIPTS</b>	<b>3,865,850</b>	<b>4,954,127</b>	<b>5,295,752</b>	<b>341,625</b>	<b>6.90</b>	<b>4,374,718</b>
<b>TOTAL AVAILABLE</b>	<b>3,950,401</b>	<b>5,606,230</b>	<b>5,947,855</b>	<b>341,625</b>	<b>6.09</b>	<b>5,026,821</b>
<b>LESS: EXPENDITURES</b>	<b>2,927,542</b>	<b>4,954,127</b>	<b>5,295,752</b>	<b>341,625</b>	<b>6.90</b>	<b>4,374,718</b>
<b>REVERSION TO STATE GENERAL FUND</b>	<b>370,756</b>	<b>0</b>	<b>0</b>	<b>0</b>	<b>.....</b>	<b>0</b>
Balance Unencumbered	652,103	652,103	652,103	0	0.00	652,103

### SUMMARY BUDGET REQUEST

#### PROGRAMS AND PROGRAM FUNCTIONS

##### MANAGEMENT AND REGULATION OF OIL AND GAS EXPLORATION AND DEVELOPMENT PROGRAM

Administrative Services Function	1,347,871	2,321,206	2,980,683	659,477	28.41	
Technical Operations Function	877,824	1,071,231	1,183,393	112,162	10.47	
Reclamation Projects Function	0	580,085	40,000	(540,085)	(93.10)	
Compliance and Hearings Function	701,847	981,605	1,091,676	110,071	11.21	
<b>TOTAL</b>	<b>2,927,542</b>	<b>4,954,127</b>	<b>5,295,752</b>	<b>341,625</b>	<b>6.90</b>	
<b>TOTAL EXPENDITURES</b>	<b>2,927,542</b>	<b>4,954,127</b>	<b>5,295,752</b>	<b>341,625</b>	<b>6.90</b>	<b>4,374,718</b>

#### OIL AND GAS BOARD SUMMARY

Personnel Costs	1,793,980	2,179,191	2,398,263	219,072	10.05	
Employee Benefits	632,581	798,358	911,272	112,914	14.14	
Travel - In-State	19,089	39,000	52,000	13,000	33.33	
Travel - Out-of-State	6,372	31,500	36,500	5,000	15.87	
Repairs and Maintenance	34,282	142,000	397,000	255,000	179.58	
Rentals and Leases	23,013	48,000	52,000	4,000	8.33	
Utilities and Communication	78,442	185,000	285,000	100,000	54.05	
Professional Fees and Services	49,178	777,085	250,000	(527,085)	(67.83)	
Supplies/Materials/Operating Expenses	65,398	198,000	250,000	52,000	26.26	
Transportation Equipment Operations	51,489	132,000	145,000	13,000	9.85	
Transportation Equipment Purchases	64,874	145,756	160,756	15,000	10.29	
Other Equipment Purchases	3,755	172,237	251,961	79,724	46.29	
Debt Services	105,089	106,000	106,000	0	0.00	
<b>TOTAL EXPENDITURES</b>	<b>2,927,542</b>	<b>4,954,127</b>	<b>5,295,752</b>	<b>341,625</b>	<b>6.90</b>	<b>4,374,718</b>
Total Number of Employees	27.00	34.50	36.50	2.00	5.80	

**OIL AND GAS BOARD**

	Actual 2022	Budgeted 2023	Requested 2024	Increase/(Decrease)		Governor's Recommendation 2024
				From Prior Year		
				Amount	Percent	
SOURCE OF FUNDS:						
State General Fund	2,854,798	3,659,721	4,523,932	864,211	23.61	3,602,898
Oil and Gas Board Operations	72,744	714,321	731,820	17,499	2.45	731,820
Surety Bond Deposits	0	580,085	40,000	(540,085)	(93.10)	40,000
<b>Total Funds</b>	<b>2,927,542</b>	<b>4,954,127</b>	<b>5,295,752</b>	<b>341,625</b>	<b>6.90</b>	<b>4,374,718</b>

AGENCY DESCRIPTION: Manages and regulates oil and gas exploration and development.

**ONSITE WASTEWATER BOARD**

	Actual 2022	Budgeted 2023	Requested 2024	Increase/(Decrease) From Prior Year		Governor's Recommendation 2024
				Amount	Percent	
Unencumbered Balance Brought Forward	30,479	85,178	71,139	(14,039)	(16.48)	71,139
<b>RECEIPTS:</b>						
State Funds:						
Professional and Occupational License Fees	498,164	472,257	538,286	66,029	13.98	538,286
<b>TOTAL RECEIPTS</b>	<b>498,164</b>	<b>472,257</b>	<b>538,286</b>	<b>66,029</b>	<b>13.98</b>	<b>538,286</b>
<b>TOTAL AVAILABLE</b>	<b>528,643</b>	<b>557,435</b>	<b>609,425</b>	<b>51,990</b>	<b>9.33</b>	<b>609,425</b>
<b>LESS: EXPENDITURES</b>	<b>443,465</b>	<b>486,296</b>	<b>538,286</b>	<b>51,990</b>	<b>10.69</b>	<b>538,286</b>
Balance Unencumbered	85,178	71,139	71,139	0	0.00	71,139
<u>SUMMARY BUDGET REQUEST</u>						
PROGRAMS AND PROGRAM FUNCTIONS						
PROFESSIONAL AND OCCUPATIONAL LICENSING AND REGULATION PROGRAM						
Onsite Wastewater Licensing Function	443,465	486,296	538,286	51,990	10.69	
<b>TOTAL</b>	<b>443,465</b>	<b>486,296</b>	<b>538,286</b>	<b>51,990</b>	<b>10.69</b>	
<b>TOTAL EXPENDITURES</b>	<b>443,465</b>	<b>486,296</b>	<b>538,286</b>	<b>51,990</b>	<b>10.69</b>	<b>538,286</b>
<b>ONSITE WASTEWATER BOARD SUMMARY</b>						
Personnel Costs	231,223	274,700	292,150	17,450	6.35	
Employee Benefits	99,792	112,557	135,079	22,522	20.01	
Travel - In-State	9,579	6,000	10,000	4,000	66.67	
Travel - Out-Of-State	116	0	0	0	.....	
Repairs and Maintenance	1,400	1,000	1,000	0	0.00	
Rentals and Leases	32,500	28,000	35,057	7,057	25.20	
Utilities and Communication	16,050	10,125	15,000	4,875	48.15	
Professional Fees and Services	17,300	14,875	15,000	125	0.84	
Supplies/Materials/Operating Expenses	14,296	18,539	17,500	(1,039)	(5.60)	
Transportation Equipment Operations	19,997	18,000	17,500	(500)	(2.78)	
Other Equipment Purchases	1,212	2,500	0	(2,500)	(100.00)	
<b>TOTAL EXPENDITURES</b>	<b>443,465</b>	<b>486,296</b>	<b>538,286</b>	<b>51,990</b>	<b>10.69</b>	<b>538,286</b>
Total Number of Employees	15.00	15.00	15.00	0.00	0.00	
<b>SOURCE OF FUNDS:</b>						
Alabama Onsite Wastewater Board Fund	443,465	486,296	538,286	51,990	10.69	538,286
<b>Total Funds</b>	<b>443,465</b>	<b>486,296</b>	<b>538,286</b>	<b>51,990</b>	<b>10.69</b>	<b>538,286</b>

AGENCY DESCRIPTION: To administer and enforce the licensing regulations for persons in the onsite wastewater industry in the State of Alabama, to include the installation of septic tanks, the pumping of septic tanks and grease traps, and the manufacturing of tanks.

**BOARD OF OPTOMETRIC SCHOLARSHIP AWARDS**

	Actual 2022	Budgeted 2023	Requested 2024	Increase/(Decrease) From Prior Year		Governor's Recommendation 2024
				Amount	Percent	
Unencumbered Balance Brought Forward	962,000	1,070,000	1,170,000	100,000	9.35	1,170,000
<b>RECEIPTS:</b>						
State Funds:						
Loan Repayments	108,000	100,000	100,000	0	0.00	100,000
Education Trust Fund	200,000	200,000	500,000	300,000	150.00	200,000
<b>TOTAL RECEIPTS</b>	<b>308,000</b>	<b>300,000</b>	<b>600,000</b>	<b>300,000</b>	<b>100.00</b>	<b>300,000</b>
<b>TOTAL AVAILABLE</b>	<b>1,270,000</b>	<b>1,370,000</b>	<b>1,770,000</b>	<b>400,000</b>	<b>29.20</b>	<b>1,470,000</b>
<b>LESS: EXPENDITURES</b>	<b>200,000</b>	<b>200,000</b>	<b>500,000</b>	<b>300,000</b>	<b>150.00</b>	<b>200,000</b>
Balance Unencumbered	1,070,000	1,170,000	1,270,000	100,000	8.55	1,270,000
<b>SUMMARY BUDGET REQUEST</b>						
<b>PROGRAMS AND PROGRAM FUNCTIONS</b>						
<b>SUPPORT OF OTHER EDUCATION ACTIVITIES PROGRAM</b>						
Scholarships and Fellowships Function	200,000	200,000	500,000	300,000	150.00	
<b>TOTAL</b>	<b>200,000</b>	<b>200,000</b>	<b>500,000</b>	<b>300,000</b>	<b>150.00</b>	
<b>TOTAL EXPENDITURES</b>	<b>200,000</b>	<b>200,000</b>	<b>500,000</b>	<b>300,000</b>	<b>150.00</b>	<b>200,000</b>
<b>BOARD OF OPTOMETRIC SCHOLARSHIPS AWARDS SUMMARY</b>						
Grants and Benefits	200,000	200,000	500,000	300,000	150.00	
<b>TOTAL EXPENDITURES</b>	<b>200,000</b>	<b>200,000</b>	<b>500,000</b>	<b>300,000</b>	<b>150.00</b>	<b>200,000</b>
Total Number of Employees	0.00	0.00	0.00	0.00	.....	
<b>SOURCE OF FUNDS:</b>						
Education Trust Fund	200,000	200,000	500,000	300,000	150.00	200,000
<b>Total Funds</b>	<b>200,000</b>	<b>200,000</b>	<b>500,000</b>	<b>300,000</b>	<b>150.00</b>	<b>200,000</b>

**AGENCY DESCRIPTION:** Provides financial assistance to optometry students who are residents of Alabama and require financial assistance to meet the cost of their optometric education. Provides scholarships to reward outstanding successful students.



**OTHER APPROPRIATIONS**

	Actual 2022	Budgeted 2023	Requested 2024	Increase/(Decrease)		Governor's Recommendation 2024
				From Prior Year		
				Amount	Percent	
Unencumbered Balance Brought Forward Emergency						
Prisoner Feeding	1,000,000	1,000,000	1,000,000	0	0.00	1,000,000
RECEIPTS:						
State Funds:						
Arrest of Absconding Felons	24,735	24,735	24,735	0	0.00	24,735
Reversion Reappropriated	0	19,735	0	(19,735)	(100.00)	0
Automatic Appeal Expenses	33	33	33	0	0.00	33
Corrections Facilities Maintenance Fund	0	1,835,000	0	(1,835,000)	(100.00)	1,835,000
Court Assessed Costs - Finance	5,500,000	5,500,000	5,500,000	0	0.00	5,500,000
Court Assessed Costs - Attorney General	264,500	264,500	264,500	0	0.00	264,500
Automatic Appeal - Court Assessed	15,630	15,630	15,630	0	0.00	15,630
Court Costs - Act 558, 1957	81	81	81	0	0.00	81
Dandridge, Beniah - Wrongful Incarceration	100,000	50,000	0	(50,000)	(100.00)	0
Distribution of Public Documents	165,975	165,975	483,000	317,025	191.01	483,000
Reversion Reappropriated	153,588	288,063	0	(288,063)	(100.00)	0
Election Expenses	8,615,000	8,615,000	8,615,000	0	0.00	8,615,000
Election, Training Officials	31,239	31,239	31,239	0	0.00	31,239
Reversion Reappropriated	34,356	18,074	0	(18,074)	(100.00)	0
Emergency Forest Fire Fund	250,000	250,000	250,000	0	0.00	250,000
Emergency Fund, Departmental	6,807,038	6,807,038	6,807,038	0	0.00	6,807,038
Reversion Reappropriated	9,358,249	14,003,941	0	(14,003,941)	(100.00)	0
Emergency Prisoner Feeding Fund	0	500,000	500,000	0	0.00	500,000
Fair Trial Tax Transfer	85,500,000	85,500,000	85,500,000	0	0.00	85,500,000
Feeding of Prisoners	11,977,500	11,977,500	11,977,500	0	0.00	11,977,500
Finance - CMIA	10,000	120,000	120,000	0	0.00	120,000
Reversion Reappropriated	0	3,603	0	(3,603)	(100.00)	0
Finance - FEMA	1,944,264	5,287,908	5,760,099	472,191	8.93	5,760,099
Governor's Conference, National	148,250	146,850	149,850	3,000	2.04	149,850
Additional Need	0	3,000	0	(3,000)	(100.00)	0
Governor's Proclamation Expense	236,250	236,250	236,250	0	0.00	236,250
Reversion Reappropriated	319,547	406,158	0	(406,158)	(100.00)	0
Governor's Widow Retirement	6,048	6,048	6,048	0	0.00	6,048
Grimes, Dan - Wrongful Incarceration	100,000	50,000	0	(50,000)	(100.00)	0
Law Enforcement Fund	10,000	10,000	10,000	0	0.00	10,000
Law Enforcement Legal Defense	819	819	819	0	0.00	819
Lee, Bridget - Wrongful Incarceration	0	50,000	0	(50,000)	(100.00)	0
Local Government Pistol Permit Revenue Loss Fund	0	5,000,000	5,000,000	0	0.00	5,000,000
Littleton, Joseph Michael - Wrongful Incarceration	25,000	0	0	0	.....	0
Military - Emergency Active Duty	500,000	500,000	1,394,000	894,000	178.80	1,394,000
Printing Code and Supplement - Secretary of State	250,000	250,000	250,000	0	0.00	250,000
Reversion Reappropriated	701,268	50,000	0	(50,000)	(100.00)	0
Printing Legislative Acts and Journals	50,000	50,000	50,000	0	0.00	50,000
Reversion Reappropriated	92,467	0	0	0	.....	0
Law Enforcement Agency - SBI Cost of Evidence	118,125	118,125	118,125	0	0.00	118,125
Law Enforcement Agency - Emergency Code	56,700	56,700	56,700	0	0.00	56,700
Registration of Voters - Photo Voter Identification	904,000	904,000	904,000	0	0.00	904,000
Reversion Reappropriated	501,566	0	0	0	.....	0
Registration of Voters - Voter Registrars	4,255,000	4,255,000	4,255,000	0	0.00	4,255,000

**OTHER APPROPRIATIONS**

	Actual 2022	Budgeted 2023	Requested 2024	Increase/(Decrease)		Governor's Recommendation 2024
				From Prior Year		
				Amount	Percent	
Reversion Reappropriated	0	120,117	0	(120,117)	(100.00)	0
Removal of Prisoners	1,793,800	1,100,000	1,100,000	0	0.00	1,100,000
Williams, Antonio Shawn - Wrongful Incarceration	50,000	0	0	0	.....	0
Alabama Trust Fund Income	63,923,208	58,246,814	71,010,544	12,763,730	21.91	71,010,544
<b>TOTAL RECEIPTS</b>	<b>204,794,236</b>	<b>212,837,936</b>	<b>210,390,191</b>	<b>(2,447,745)</b>	<b>(1.15)</b>	<b>212,225,191</b>
<b>TOTAL AVAILABLE</b>	<b>205,794,236</b>	<b>213,837,936</b>	<b>211,390,191</b>	<b>(2,447,745)</b>	<b>(1.14)</b>	<b>213,225,191</b>
LESS: EXPENDITURES	202,789,676	212,837,936	210,390,191	(2,447,745)	(1.15)	212,225,191
FINANCE - FEMA NOT ALLOCATED	567,593	0	0	0	.....	0
REVERSION TO STATE GENERAL FUND	1,436,967	0	0	0	.....	0
Balance Unencumbered	1,000,000	1,000,000	1,000,000	0	0.00	1,000,000

SUMMARY BUDGET REQUEST

OTHER APPROPRIATIONS:

Arrest of Absconding Felons	5,000	44,470	24,735	(19,735)	(44.38)	24,735
Automatic Appeal Expenses	0	33	33	0	0.00	33
Corrections Facilities Maintenance Fund	0	1,835,000	0	(1,835,000)	(100.00)	1,835,000
County Government Capital Improvement Fund	31,961,604	29,123,407	35,505,272	6,381,865	21.91	35,505,272
Court-Assessed Costs - Finance	5,499,998	5,500,000	5,500,000	0	0.00	5,500,000
Court-Assessed Costs - Attorney General	264,500	264,500	264,500	0	0.00	264,500
Automatic Appeal - Court Assessed	0	15,630	15,630	0	0.00	15,630
Court Costs - Act 558, 1957	0	81	81	0	0.00	81
Dandridge, Beniah - Wrongful Incarceration	100,000	50,000	0	(50,000)	(100.00)	0
Distribution of Public Documents	31,500	454,038	483,000	28,962	6.38	483,000
Election Expenses	8,615,000	8,615,000	8,615,000	0	0.00	8,615,000
Election, Training Officials	47,520	49,313	31,239	(18,074)	(36.65)	31,239
Emergency Forest Fire Fund	250,000	250,000	250,000	0	0.00	250,000
Emergency Fund, Departmental	16,165,287	20,810,979	6,807,038	(14,003,941)	(67.29)	6,807,038
Emergency Prisoner Feeding Fund	33,280	500,000	500,000	0	0.00	500,000
Fair Trial Tax Transfer	85,500,000	85,500,000	85,500,000	0	0.00	85,500,000
Feeding of Prisoners	11,977,500	11,977,500	11,977,500	0	0.00	11,977,500
Finance - CMIA	10,000	123,603	120,000	(3,603)	(2.91)	120,000
Finance - FEMA	1,243,972	5,287,908	5,760,099	472,191	8.93	5,760,099
Governor's Conference, National	148,250	149,850	149,850	0	0.00	149,850
Governor's Proclamation Expense	555,797	642,408	236,250	(406,158)	(63.22)	236,250
Governor's Widows Retirement	0	6,048	6,048	0	0.00	6,048
Grimes, Dan - Wrongful Incarceration	100,000	50,000	0	(50,000)	(100.00)	0
Law Enforcement Agency - SBI Cost of Evidence	118,125	118,125	118,125	0	0.00	118,125
Law Enforcement Agency - Emergency Code	56,700	56,700	56,700	0	0.00	56,700
Law Enforcement Fund	10,000	10,000	10,000	0	0.00	10,000
Law Enforcement Legal Defense	0	819	819	0	0.00	819
Lee, Bridget - Wrongful Incarceration	0	50,000	0	(50,000)	(100.00)	0
Local Government Pistol Permit Revenue Loss Fund	0	5,000,000	5,000,000	0	0.00	5,000,000
Littleton, Joseph Michael - Wrongful Incarceration	25,000	0	0	0	.....	0
Military-Emergency Active Duty Pay	500,000	500,000	1,394,000	894,000	178.80	1,394,000
Municipal Government Capital Improvement Fund	31,961,604	29,123,407	35,505,272	6,381,865	21.91	35,505,272
Printing Code and Supplement-Secretary of State	200,000	300,000	250,000	(50,000)	(16.67)	250,000

**OTHER APPROPRIATIONS**

	Actual 2022	Budgeted 2023	Requested 2024	Increase/(Decrease) From Prior Year		Governor's Recommendation 2024
				Amount	Percent	
Printing Legislative Acts and Journals	24,790	50,000	50,000	0	0.00	50,000
Registration of Voters - Photo Voter Identification	1,405,566	904,000	904,000	0	0.00	904,000
Registration of Voters - Voter Registrars	4,134,883	4,375,117	4,255,000	(120,117)	(2.75)	4,255,000
Removal of Prisoners	1,793,800	1,100,000	1,100,000	0	0.00	1,100,000
Williams, Antonio Shawn - Wrongful Incarceration	50,000	0	0	0	.....	0
<b>TOTAL EXPENDITURES</b>	<b>202,789,676</b>	<b>212,837,936</b>	<b>210,390,191</b>	<b>(2,447,745)</b>	<b>(1.15)</b>	<b>212,225,191</b>
<b>Total Number of Employees</b>	<b>0.00</b>	<b>0.00</b>	<b>0.00</b>	<b>0.00</b>	<b>.....</b>	
<b>SOURCE OF FUNDS:</b>						
State General Fund	138,866,468	154,591,122	139,379,647	(15,211,475)	(9.84)	141,214,647
Alabama Trust Fund Income	63,923,208	58,246,814	71,010,544	12,763,730	21.91	71,010,544
<b>Total Funds</b>	<b>202,789,676</b>	<b>212,837,936</b>	<b>210,390,191</b>	<b>(2,447,745)</b>	<b>(1.15)</b>	<b>212,225,191</b>

**BOARD OF PARDONS AND PAROLES**

	Actual 2022	Budgeted 2023	Requested 2024	Increase/(Decrease)		Governor's Recommendation 2024
				From Prior Year		
				Amount	Percent	
Unencumbered Balance Brought Forward	87,129	2,912	2,912	0	0.00	2,912
<b>RECEIPTS:</b>						
<b>State Funds:</b>						
State General Fund	58,703,744	80,397,917	87,532,998	7,135,081	8.87	87,532,998
State General Fund - Reversion Reappropriated	26,907	2,172,046	0	(2,172,046)	(100.00)	0
State General Fund - Supplemental Appropriation	21,995,111	0	0	0	.....	0
State General Fund - COLA	884,956	2,159,096	0	(2,159,096)	(100.00)	0
State General Fund - Retiree Bonus	0	331,555	0	(331,555)	(100.00)	0
Probationers' Upkeep Fund	8,527,075	10,165,779	8,600,000	(1,565,779)	(15.40)	8,600,000
<b>TOTAL RECEIPTS</b>	<b>90,137,793</b>	<b>95,226,393</b>	<b>96,132,998</b>	<b>906,605</b>	<b>0.95</b>	<b>96,132,998</b>
<b>TOTAL AVAILABLE</b>	<b>90,224,922</b>	<b>95,229,305</b>	<b>96,135,910</b>	<b>906,605</b>	<b>0.95</b>	<b>96,135,910</b>
<b>LESS: EXPENDITURES</b>	<b>88,049,964</b>	<b>95,226,393</b>	<b>96,132,998</b>	<b>906,605</b>	<b>0.95</b>	<b>96,132,998</b>
<b>REVERSION TO STATE GENERAL FUND</b>	<b>2,172,046</b>	<b>0</b>	<b>0</b>	<b>0</b>	<b>.....</b>	<b>0</b>
Balance Unencumbered	2,912	2,912	2,912	0	0.00	2,912

SUMMARY BUDGET REQUEST

PROGRAMS AND PROGRAM FUNCTIONS

ADMINISTRATION OF PARDONS AND PAROLES PROGRAM

Agency Administration Function	9,875,870	9,940,000	5,288,876	(4,651,124)	(46.79)	
Financial Services Function	2,099,470	2,579,307	2,725,343	146,036	5.66	
Interstate Services Function	743,787	870,072	932,614	62,542	7.19	
Field Office Services Function	62,302,127	45,075,528	58,212,533	13,137,005	29.14	
Personnel and Staff Development Function	863,425	1,219,256	1,312,939	93,683	7.68	
Training and Special Populations Function	6,872,887	27,121,922	10,676,317	(16,445,605)	(60.64)	
Information Technology Division Function	4,531,615	7,480,308	7,471,484	(8,824)	(0.12)	
Data and Grants Unit Function	27,380	16,000	557,090	541,090	3,381.81	
Revocations Unit Function	3,046	1,500	250,917	249,417	16,627.80	
Training Division Unit Function	260,948	331,000	1,182,126	851,126	257.14	
Hearing Officers Function	10,113	17,000	595,044	578,044	3,400.26	
Headquarters Security Function	63	17,000	401,646	384,646	2,262.62	
Victim Services Division Function	46,812	70,500	1,092,088	1,021,588	1,449.06	
Board Operations Function	412,421	487,000	5,433,981	4,946,981	1,015.81	
<b>TOTAL</b>	<b>88,049,964</b>	<b>95,226,393</b>	<b>96,132,998</b>	<b>906,605</b>	<b>0.95</b>	
<b>TOTAL EXPENDITURES</b>	<b>88,049,964</b>	<b>95,226,393</b>	<b>96,132,998</b>	<b>906,605</b>	<b>0.0095</b>	<b>96,132,998</b>

BOARD OF PARDONS AND PAROLES SUMMARY

Personnel Costs	42,133,547	46,279,008	50,788,599	4,509,591	9.74	
Employee Benefits	17,495,500	21,220,610	21,872,371	651,761	3.07	
Travel - In-State	92,455	155,402	221,701	66,299	42.66	
Travel - Out-of-State	15,030	4,000	5,000	1,000	25.00	
Repairs and Maintenance	1,023,352	4,545,000	2,390,265	(2,154,735)	(47.41)	
Rentals and Leases	3,899,982	4,723,651	2,365,821	(2,357,830)	(49.92)	

**BOARD OF PARDONS AND PAROLES**

	Actual 2022	Budgeted 2023	Requested 2024	Increase/(Decrease) From Prior Year		Governor's Recommendation 2024
				Amount	Percent	
Utilities and Communication	1,525,021	4,999,623	2,264,858	(2,734,765)	(54.70)	
Professional Fees and Services	2,611,608	6,591,000	4,602,397	(1,988,603)	(30.17)	
Supplies/Materials/Operating Expenses	1,715,698	2,137,800	1,809,999	(327,801)	(15.33)	
Transportation Equipment Operations	1,309,961	1,424,900	1,764,279	339,379	23.82	
Grants and Benefits	340,100	500,000	569,275	69,275	13.86	
Capital Outlay	14,917,926	0	0	0	.....	
Transportation Equipment Purchases	32,240	490,000	6,164	(483,836)	(98.74)	
Other Equipment Purchases	937,544	2,155,399	7,472,269	5,316,870	246.68	
<b>TOTAL EXPENDITURES</b>	<b>88,049,964</b>	<b>95,226,393</b>	<b>96,132,998</b>	<b>906,605</b>	<b>0.95</b>	<b>96,132,998</b>
<b>Total Number of Employees</b>	<b>775.00</b>	<b>883.00</b>	<b>923.00</b>	<b>40.00</b>	<b>4.53</b>	
<b>SOURCE OF FUNDS:</b>						
State General Fund	79,438,672	85,060,614	87,532,998	2,472,384	2.91	87,532,998
Probationers' Upkeep Fund	8,611,292	10,165,779	8,600,000	(1,565,779)	(15.40)	8,600,000
<b>Total Funds</b>	<b>88,049,964</b>	<b>95,226,393</b>	<b>96,132,998</b>	<b>906,605</b>	<b>0.95</b>	<b>96,132,998</b>

AGENCY DESCRIPTION: Administers a probation and parole system. Prescribes the conditions of parole and determines whether a parolee who has violated any of these conditions should be revoked or continued on parole. Provides probation services for those courts having probationary powers. Grants pardons with restoration of civil and political rights to those persons who have shown evidence of rehabilitation and the ability to live as good citizens. Maintains Headquarters and 74 field offices to provide services to the courts and immediate supervision and re-entry services to offenders released on probation and parole.

**ALABAMA PEACE OFFICERS' ANNUITY AND BENEFIT BOARD**

	Actual 2022	Budgeted 2023	Requested 2024	Increase/(Decrease)		Governor's Recommendation 2024
				From Prior Year		
				Amount	Percent	
Unencumbered Balance Brought Forward	23,914,168	23,985,927	21,862,227	(2,123,700)	(8.85)	21,862,227
<b>RECEIPTS:</b>						
<b>State Funds:</b>						
CDL License Fees	18,600	12,000	12,000	0	0.00	12,000
Court Fines	2,799,678	2,800,000	2,800,000	0	0.00	2,800,000
Membership Fees	469,692	500,000	500,000	0	0.00	500,000
MLI Reinstatement Fees	1,891,561	1,300,000	1,300,000	0	0.00	1,300,000
Investment Income and Profit	683,137	550,000	550,000	0	0.00	550,000
MLI Civil Fines (ALEA)	122,565	125,000	100,000	(25,000)	(20.00)	100,000
<b>TOTAL RECEIPTS</b>	<b>5,985,233</b>	<b>5,287,000</b>	<b>5,262,000</b>	<b>(25,000)</b>	<b>(0.47)</b>	<b>5,262,000</b>
<b>TOTAL AVAILABLE</b>	<b>29,899,401</b>	<b>29,272,927</b>	<b>27,124,227</b>	<b>(2,148,700)</b>	<b>(7.34)</b>	<b>27,124,227</b>
<b>LESS: EXPENDITURES</b>	<b>5,913,474</b>	<b>7,410,700</b>	<b>7,606,700</b>	<b>196,000</b>	<b>2.64</b>	<b>7,606,700</b>
Balance Unencumbered	23,985,927	21,862,227	19,517,527	(2,344,700)	(10.72)	19,517,527
<b>SUMMARY BUDGET REQUEST</b>						
<b>PROGRAMS AND PROGRAM FUNCTIONS</b>						
<b>RETIREMENT SYSTEMS PROGRAM</b>						
Peace Officers' Administrative Support Services						
Function	5,913,474	7,410,700	7,606,700	196,000	2.64	
<b>TOTAL</b>	<b>5,913,474</b>	<b>7,410,700</b>	<b>7,606,700</b>	<b>196,000</b>	<b>2.64</b>	
<b>TOTAL EXPENDITURES</b>	<b>5,913,474</b>	<b>7,410,700</b>	<b>7,606,700</b>	<b>196,000</b>	<b>0.0264</b>	<b>7,606,700</b>
<b>ALABAMA PEACE OFFICERS' ANNUITY AND BENEFIT BOARD SUMMARY</b>						
Personnel Costs	267,666	349,600	358,500	8,900	2.55	
Employee Benefits	92,206	106,000	128,000	22,000	20.75	
Travel - In-State	7,416	15,000	15,000	0	0.00	
Repairs and Maintenance	17,245	23,000	15,000	(8,000)	(34.78)	
Rentals and Leases	6,187	6,500	6,700	200	3.08	
Utilities and Communication	33,063	50,000	50,000	0	0.00	
Professional Fees and Services	184,710	205,100	228,000	22,900	11.17	
Supplies/Materials/Operating Expenses	7,950	15,000	15,000	0	0.00	
Transportation Equipment Operations	9,003	15,000	15,000	0	0.00	
Grants and Benefits	5,288,028	6,600,500	6,750,500	150,000	2.27	
Other Equipment Purchases	0	25,000	25,000	0	0.00	
<b>TOTAL EXPENDITURES</b>	<b>5,913,474</b>	<b>7,410,700</b>	<b>7,606,700</b>	<b>196,000</b>	<b>2.64</b>	<b>7,606,700</b>
Total Number of Employees	3.00	3.00	3.00	0.00	0.00	
<b>SOURCE OF FUNDS:</b>						
Annuity/Benefit Payments and Death Benefits	5,288,028	6,600,000	6,750,000	150,000	2.27	6,750,000
Peace Officers' Annuity and Benefit Fund - Operations	625,446	810,700	856,700	46,000	5.67	856,700
<b>Total Funds</b>	<b>5,913,474</b>	<b>7,410,700</b>	<b>7,606,700</b>	<b>196,000</b>	<b>2.64</b>	<b>7,606,700</b>

**AGENCY DESCRIPTION:** Provides disability, death and retirement benefits to law enforcement officers who participate in the fund, the cost of which is presently in excess of \$5.5 million annually and is continuing to grow.

**ALABAMA PEACE OFFICERS' STANDARDS AND TRAINING COMMISSION**

	Actual 2022	Budgeted 2023	Requested 2024	Increase/(Decrease)		Governor's Recommendation 2024
				From Prior Year		
				Amount	Percent	
Unencumbered Balance Brought Forward	1,592,116	1,873,072	1,873,072	0	0.00	1,873,072
<b>RECEIPTS:</b>						
State Funds:						
APOSTC - Act 81-864	239,615	300,000	300,000	0	0.00	300,000
APOSTC - Acts 97-494 and 98-671	1,378,775	1,769,027	1,769,027	0	0.00	1,769,027
APOSTC - OTHER	1,830	0	0	0	.....	0
State General Fund	0	0	500,000	500,000	.....	0
State General Fund - Conditional Appropriation	0	3,500,000	0	(3,500,000)	(100.00)	0
Education Trust Fund	1,253,995	2,595,995	2,595,995	0	0.00	2,119,368
<b>TOTAL RECEIPTS</b>	<b>2,874,215</b>	<b>8,165,022</b>	<b>5,165,022</b>	<b>(3,000,000)</b>	<b>(36.74)</b>	<b>4,188,395</b>
<b>TOTAL AVAILABLE</b>	<b>4,466,331</b>	<b>10,038,094</b>	<b>7,038,094</b>	<b>(3,000,000)</b>	<b>(29.89)</b>	<b>6,061,467</b>
LESS: EXPENDITURES	2,593,258	8,165,022	5,165,022	(3,000,000)	(36.74)	4,188,395
REVERSION TO EDUCATION TRUST FUND	1	0	0	0	.....	0
Balance Unencumbered	1,873,072	1,873,072	1,873,072	0	0.00	1,873,072

SUMMARY BUDGET REQUEST

PROGRAMS AND PROGRAM FUNCTIONS

CERTIFIED LAW ENFORCEMENT ACADEMY PROGRAM

Regulation of Standards and Training of						
Law Enforcement Function	1,145,000	2,162,000	2,200,000	38,000	1.76	
<b>TOTAL</b>	<b>1,145,000</b>	<b>2,162,000</b>	<b>2,200,000</b>	<b>38,000</b>	<b>1.76</b>	

PROFESSIONAL AND OCCUPATIONAL LICENSING AND REGULATION PROGRAM

Regulation of Standards and Training of						
Law Enforcement Function	1,448,258	6,003,022	2,965,022	(3,038,000)	(50.61)	
<b>TOTAL</b>	<b>1,448,258</b>	<b>6,003,022</b>	<b>2,965,022</b>	<b>(3,038,000)</b>	<b>(50.61)</b>	
<b>TOTAL EXPENDITURES</b>	<b>2,593,258</b>	<b>8,165,022</b>	<b>5,165,022</b>	<b>(3,000,000)</b>	<b>(36.74)</b>	<b>4,188,395</b>

ALABAMA PEACE OFFICERS' STANDARDS AND TRAINING COMMISSION SUMMARY

Personnel Costs	339,062	895,485	882,485	(13,000)	(1.45)	
Employee Benefits	133,776	416,533	356,533	(60,000)	(14.40)	
Travel - In-State	12,088	36,000	36,000	0	0.00	
Travel - Out-of-State	0	20,000	20,000	0	0.00	
Repairs and Maintenance	3,075	18,000	18,000	0	0.00	
Rentals and Leases	136,269	158,200	158,200	0	0.00	
Utilities and Communication	23,439	36,000	36,000	0	0.00	
Professional Fees and Services	92,427	3,040,000	412,000	(2,628,000)	(86.45)	
Supplies/Materials/Operating Expenses	18,948	434,000	107,000	(327,000)	(75.35)	
Transportation Equipment Operations	12,060	32,000	32,000	0	0.00	
Grants and Benefits	1,819,673	2,958,804	2,996,804	38,000	1.28	
Transportation Equipment Purchases	0	75,000	75,000	0	0.00	
Other Equipment Purchases	2,441	45,000	35,000	(10,000)	(22.22)	
<b>TOTAL EXPENDITURES</b>	<b>2,593,258</b>	<b>8,165,022</b>	<b>5,165,022</b>	<b>(3,000,000)</b>	<b>(36.74)</b>	<b>4,188,395</b>
Total Number of Employees	6.00	18.00	19.00	1.00	5.56	

SOURCE OF FUNDS:

State General Fund	0	3,500,000	500,000	(3,000,000)	(85.71)	0
Education Trust Fund	1,253,994	2,595,995	2,595,995	0	0.00	2,119,368
APOSTC - Act 81-864	145,000	300,000	300,000	0	0.00	300,000

**ALABAMA PEACE OFFICERS' STANDARDS AND TRAINING COMMISSION**

	Actual 2022	Budgeted 2023	Requested 2024	Increase/(Decrease)		Governor's Recommendation 2024
				From Prior Year		
				Amount	Percent	
APOSTC - Acts 97-494 and 98-671	1,194,264	1,769,027	1,769,027	0	0.00	1,769,027
<b>Total Funds</b>	<b>2,593,258</b>	<b>8,165,022</b>	<b>5,165,022</b>	<b>(3,000,000)</b>	<b>(36.74)</b>	<b>4,188,395</b>

AGENCY DESCRIPTION: Establishes the criteria for the recruitment, selection, and training of law enforcement officers in the state of Alabama.



**STATE PERSONNEL DEPARTMENT**

	Actual 2022	Budgeted 2023	Requested 2024	Increase/(Decrease)		Governor's Recommendation 2024
				From Prior Year		
				Amount	Percent	
Unencumbered Balance Brought Forward	1,720,368	2,296,021	84,973	(2,211,048)	(96.30)	84,973
<b>RECEIPTS:</b>						
<b>State Funds:</b>						
Agriculture and Industries, Department of	146,628	147,891	131,603	(16,288)	(11.01)	131,603
Agricultural/Conservation Development Comm	1,225	1,253	1,115	(138)	(11.01)	1,115
Alcoholic Beverage Control Board	358,605	368,056	321,573	(46,483)	(12.63)	321,573
Architects, Board of Registration for	1,634	1,671	1,115	(556)	(33.27)	1,115
Archives and History	29,407	28,408	27,510	(898)	(3.16)	27,510
Assisted Living Administrators	408	0	0	0	.....	0
Arts, State Council on the	6,943	6,684	6,692	8	0.12	6,692
Attorney General's Office	64,533	65,172	58,366	(6,806)	(10.44)	58,366
Auditor, State	3,267	3,342	2,974	(368)	(11.01)	2,974
Banking Department, State	41,252	40,524	34,945	(5,579)	(13.77)	34,945
Child Abuse & Neglect Prevention Board	9,504	7,520	7,807	287	3.82	7,807
Children's Affairs	79,236	87,314	84,390	(2,924)	(3.35)	84,390
Chiropractic Examiners Board	2,451	2,924	2,231	(693)	(23.70)	2,231
Choctawhatchee-Pea River Watershed	817	1,253	1,115	(138)	(11.01)	1,115
Commerce, Alabama Department of	28,590	30,915	27,510	(3,405)	(11.01)	27,510
Conservation and Natural Resources	501,558	524,302	441,280	(83,022)	(15.83)	441,280
Corrections - Contract Team	93,633	0	145,000	145,000	.....	145,000
Corrections, Department of	1,540,615	1,500,632	1,117,884	(382,748)	(25.51)	1,117,884
Cosmetology, Board of	12,253	10,862	9,666	(1,196)	(11.01)	9,666
Counseling Examiners Board	1,634	836	1,487	651	77.87	1,487
Credit Union Administration	4,493	4,595	4,089	(506)	(11.01)	4,089
Crime Victims Compensation, Alabama	11,028	10,444	8,179	(2,265)	(21.69)	8,179
Dietetics/Nutrition Board	408	1,253	1,487	234	18.68	1,487
Economic and Community Affairs	58,815	60,994	52,790	(8,204)	(13.45)	52,790
Education, Department of	337,775	333,381	298,152	(35,229)	(10.57)	298,152
Educational Television Commission, Ala	15,112	15,458	12,640	(2,818)	(18.23)	12,640
Emergency Management Agency	36,351	38,017	33,830	(4,187)	(11.01)	33,830
Employees Insurance Board, State	22,464	22,560	19,332	(3,228)	(14.31)	19,332
Engineers and Land Surveyors Registration Board	3,267	3,342	3,346	4	0.12	3,346
Environmental Management, Department of	236,892	241,471	213,390	(28,081)	(11.63)	213,390
Ethics Commission	6,127	6,267	5,576	(691)	(11.03)	5,576
Examiners of Public Accounts	70,251	74,363	70,634	(3,729)	(5.01)	70,634
Finance, Department of	154,797	160,006	139,038	(20,968)	(13.10)	139,038
Forensic Sciences, Department of	86,588	88,985	80,672	(8,313)	(9.34)	80,672
Forestry Commission	93,531	95,669	88,107	(7,562)	(7.90)	88,107
Forestry Registration Board	408	418	372	(46)	(11.00)	372
Funeral Services Board	2,042	1,671	1,487	(184)	(11.01)	1,487
General Contractors, State Licensing Board for	5,718	6,267	5,576	(691)	(11.03)	5,576
Geological Survey	20,422	21,306	18,588	(2,718)	(12.76)	18,588
Governor's Office	24,098	23,813	16,729	(7,084)	(29.75)	16,729
Health, Department of Public	1,050,902	1,079,937	960,257	(119,680)	(11.08)	960,257
Health Planning Agency, State	4,901	5,013	4,461	(552)	(11.01)	4,461
Heating and Air Conditioning Contractors Board	4,901	5,013	4,461	(552)	(11.01)	4,461
Historical Commission, Alabama	26,548	27,573	24,536	(3,037)	(11.01)	24,536
Home Builders Licensure Board	8,577	8,773	7,435	(1,338)	(15.25)	7,435
Human Resources, Department of	1,691,327	1,635,571	1,402,280	(233,291)	(14.26)	1,402,280

**STATE PERSONNEL DEPARTMENT**

	Actual 2022	Budgeted 2023	Requested 2024	Increase/(Decrease) From Prior Year		Governor's Recommendation 2024
				Amount	Percent	
Indian Affairs Commission, Alabama	1,634	1,671	1,115	(556)	(33.27)	1,115
Insurance, Department of	64,124	64,337	56,879	(7,458)	(11.59)	56,879
Judicial Inquiry Commission	1,805	2,507	2,602	95	3.79	2,602
Labor, Department of	317,336	302,466	272,500	(29,966)	(9.91)	272,500
Liquefied Petroleum Gas Board	4,084	4,178	3,346	(832)	(19.91)	3,346
Manufactured Housing Commission	9,802	10,444	9,294	(1,150)	(11.01)	9,294
Medicaid Agency, Alabama	247,511	246,485	220,826	(25,659)	(10.41)	220,826
Mental Health, Department of	500,332	483,360	389,233	(94,127)	(19.47)	389,233
Military Department	120,488	119,900	101,862	(18,038)	(15.04)	101,862
Nursing, Board of	25,323	24,648	22,306	(2,342)	(9.50)	22,306
Nursing Home Administrators Examining Board	408	418	372	(46)	(11.00)	372
Occupational Therapy Board	817	836	744	(92)	(11.00)	744
Office of Information Technology	52,280	49,715	44,611	(5,104)	(10.27)	44,611
Oil and Gas Board	12,253	12,115	10,038	(2,077)	(17.14)	10,038
Onsite Wastewater Board	1,634	1,671	1,487	(184)	(11.01)	1,487
Pardons and Paroles Board	298,974	337,558	288,858	(48,700)	(14.43)	288,858
Peace Officers Annuity and Benefit Fund	1,225	1,253	1,115	(138)	(11.01)	1,115
Peace Officers Standards/Training Commission	2,042	2,089	1,859	(230)	(11.01)	1,859
Physical Fitness Commission	1,225	1,253	1,115	(138)	(11.01)	1,115
Physical Therapy, Board of	817	1,253	1,115	(138)	(11.01)	1,115
Plumbers and Gas Fitters Examining Board	6,535	6,267	6,320	53	0.85	6,320
Polygraph Examiners	408	836	372	(464)	(55.50)	372
Port Authority, Alabama State	66,983	66,008	55,392	(10,616)	(16.08)	55,392
Public Education Employees Insurance Board	15,929	14,204	11,896	(2,308)	(16.25)	11,896
Public Library Service	13,887	14,622	13,012	(1,610)	(11.01)	13,012
Public Service Commission	25,731	26,737	24,164	(2,573)	(9.62)	24,164
Real Estate Appraisers Board	2,451	2,924	3,346	422	14.43	3,346
Real Estate Commission	14,704	15,040	14,127	(913)	(6.07)	14,127
Retirement Systems	139,685	138,282	121,566	(16,716)	(12.09)	121,566
Revenue, Department of	478,685	479,600	418,602	(60,998)	(12.72)	418,602
Salvage Equipment or Other Pro	890	0	0	0	.....	0
Secretary of State	20,013	16,711	16,729	18	0.11	16,729
Securities Commission	26,548	25,902	23,793	(2,109)	(8.14)	23,793
Senior Services, Department of	19,196	20,053	18,216	(1,837)	(9.16)	18,216
Social Work Examiners Board	2,042	2,507	1,859	(648)	(25.85)	1,859
Soil and Water Conservation Commission	2,451	2,507	2,974	467	18.63	2,974
Speech Pathology & Audiology Board	817	836	744	(92)	(11.00)	744
State Law Enforcement Agency	612,652	617,047	519,350	(97,697)	(15.83)	519,350
Surface Mining Reclamation Commission	10,619	10,026	8,922	(1,104)	(11.01)	8,922
Tourism and Travel, Bureau of	28,999	29,244	24,164	(5,080)	(17.37)	24,164
Transportation - Contract-Team	980,000	980,000	980,000	0	0.00	980,000
Transportation, Department of	1,807,323	1,811,870	1,573,290	(238,580)	(13.17)	1,573,290
Treasurer, State	13,478	13,369	10,409	(2,960)	(22.14)	10,409
Veterans Affairs, Department of	15,112	14,622	10,781	(3,841)	(26.27)	10,781
Veterinary Medical Examiners, Department of	1,634	2,089	1,487	(602)	(28.82)	1,487
Women's Commission	408	418	372	(46)	(11.00)	372
Youth Services, Department of	173,585	157,082	131,603	(25,479)	(16.22)	131,603
Rehabilitation Services	326,339	333,799	287,371	(46,428)	(13.91)	287,371
Psychology Examiners	408	836	744	(92)	(11.00)	744
Agricultural Museum Board	817	836	744	(92)	(11.00)	744

**STATE PERSONNEL DEPARTMENT**

	Actual 2022	Budgeted 2023	Requested 2024	Increase/(Decrease) From Prior Year		Governor's Recommendation 2024
				Amount	Percent	
				Governor's Mansion Authority	2,451	
Electrical Contractors Board	408	418	372	(46)	(11.00)	372
Massage Therapy Board	408	418	372	(46)	(11.00)	372
Professional Bail Bonding Board	408	418	372	(46)	(11.00)	372
Hearing Instrument Dealers Board	0	418	372	(46)	(11.00)	372
Medical Cannabis Commission	0	0	1,859	1,859	.....	1,859
Governors Office of Minority Affairs	0	0	1,487	1,487	.....	1,487
Alabama Board of Court Reporting	0	0	372	372	.....	372
Alabama Tax Tribunal	1,634	1,671	1,859	188	11.25	1,859
<b>TOTAL RECEIPTS</b>	<b>13,379,688</b>	<b>13,280,000</b>	<b>11,625,000</b>	<b>(1,655,000)</b>	<b>(12.46)</b>	<b>11,625,000</b>
<b>TOTAL AVAILABLE</b>	<b>15,100,056</b>	<b>15,576,021</b>	<b>11,709,973</b>	<b>(3,866,048)</b>	<b>(24.82)</b>	<b>11,709,973</b>
<b>LESS: EXPENDITURES</b>	<b>10,804,035</b>	<b>13,491,048</b>	<b>11,625,000</b>	<b>(1,866,048)</b>	<b>(13.83)</b>	<b>11,625,000</b>
<b>TRANSFER TO FINANCE DEPARTMENT</b>	<b>2,000,000</b>	<b>2,000,000</b>	<b>0</b>	<b>(2,000,000)</b>	<b>(100.00)</b>	<b>2,000,000</b>
Balance Unencumbered	2,296,021	84,973	84,973	0	0.00	84,973
<b>SUMMARY BUDGET REQUEST</b>						
<b>PROGRAMS AND PROGRAM FUNCTIONS</b>						
<b>ADMINISTRATIVE SUPPORT SERVICES PROGRAM</b>						
Personnel Services Function	10,804,035	13,491,048	11,625,000	(1,866,048)	(13.83)	
<b>TOTAL</b>	<b>10,804,035</b>	<b>13,491,048</b>	<b>11,625,000</b>	<b>(1,866,048)</b>	<b>(0.1383)</b>	
<b>TOTAL EXPENDITURES</b>	<b>10,804,035</b>	<b>13,491,048</b>	<b>11,625,000</b>	<b>(1,866,048)</b>	<b>(0.1383)</b>	<b>11,625,000</b>
<b>STATE PERSONNEL DEPARTMENT SUMMARY</b>						
Personnel Costs	6,023,252	7,308,229	7,028,650	(279,579)	(3.83)	
Employee Benefits	2,229,056	2,734,093	3,041,916	307,823	11.26	
Travel - In-State	21,030	50,000	16,000	(34,000)	(68.00)	
Travel - Out-of-State	27,807	50,000	10,000	(40,000)	(80.00)	
Repairs and Maintenance	69,473	250,000	51,000	(199,000)	(79.60)	
Rentals and Leases	894,407	1,040,078	545,334	(494,744)	(47.57)	
Utilities and Communication	254,595	299,500	157,000	(142,500)	(47.58)	
Professional Fees and Services	460,110	555,000	275,000	(280,000)	(50.45)	
Supplies/Materials/Operating Expenses	551,343	838,000	300,000	(538,000)	(64.20)	
Transportation Equipment Operations	28,476	62,000	20,000	(42,000)	(67.74)	
Grants and Benefits	33	100	100	0	0.00	
Transportation Equipment Purchases	96,399	0	0	0	.....	
Other Equipment Purchases	148,054	304,048	180,000	(124,048)	(40.80)	
<b>TOTAL EXPENDITURES</b>	<b>10,804,035</b>	<b>13,491,048</b>	<b>11,625,000</b>	<b>(1,866,048)</b>	<b>(13.83)</b>	<b>11,625,000</b>
Total Number of Employees	91.18	99.00	99.00	0.00	0.00	
<b>SOURCE OF FUNDS:</b>						
Personnel Fund	10,804,035	13,491,048	11,625,000	(1,866,048)	(13.83)	11,625,000
<b>Total Funds</b>	<b>10,804,035</b>	<b>13,491,048</b>	<b>11,625,000</b>	<b>(1,866,048)</b>	<b>(13.83)</b>	<b>11,625,000</b>

**AGENCY DESCRIPTION:** Provides support for at least twelve monthly meetings of the State Personnel Board; receives and reviews applications for examination; validates written tests; constructs tests and arranges to administer them; grades tests and applications and sets up eligible registers; maintains classification and pay plans; certifies eligibles to vacancies and resulting appointments; maintains records; verifies and approves personnel transactions; provides technical assistance to counties and cities in such things as development of classification and pay plans when personnel management systems are installed; and is responsible for due process disciplinary hearings.

**GOVERNOR'S COMMISSION ON PHYSICAL FITNESS**

	Actual 2022	Budgeted 2023	Requested 2024	Increase/(Decrease) From Prior Year		Governor's Recommendation 2024
				Amount	Percent	
Unencumbered Balance Brought Forward	10,634	0	0	0	.....	0
<b>RECEIPTS:</b>						
<b>Federal and Local Funds:</b>						
Donations	0	16,135	16,135	0	0.00	16,135
<b>State Funds:</b>						
Education Trust Fund	1,985,808	2,196,987	2,243,220	46,233	2.10	2,243,636
Education Trust Fund - Supplemental Appropriation	50,000	0	0	0	.....	0
Education Trust Fund- Reversion Reappropriated	835	643	0	(643)	(100.00)	0
<b>TOTAL RECEIPTS</b>	<b>2,036,643</b>	<b>2,213,765</b>	<b>2,259,355</b>	<b>45,590</b>	<b>2.06</b>	<b>2,259,771</b>
<b>TOTAL AVAILABLE</b>	<b>2,047,277</b>	<b>2,213,765</b>	<b>2,259,355</b>	<b>45,590</b>	<b>2.06</b>	<b>2,259,771</b>
<b>LESS: EXPENDITURES</b>	<b>2,046,634</b>	<b>2,213,765</b>	<b>2,259,355</b>	<b>45,590</b>	<b>2.06</b>	<b>2,259,771</b>
<b>REVERSION TO EDUCATION TRUST FUND</b>	<b>643</b>	<b>0</b>	<b>0</b>	<b>0</b>	<b>.....</b>	<b>0</b>
Balance Unencumbered	0	0	0	0	.....	0
<b><u>SUMMARY BUDGET REQUEST</u></b>						
<b>PROGRAMS AND PROGRAM FUNCTIONS</b>						
<b>ADVISORY SERVICES PROGRAM</b>						
Physical Education Function	2,046,634	2,213,765	2,259,355	45,590	2.06	
<b>TOTAL</b>	<b>2,046,634</b>	<b>2,213,765</b>	<b>2,259,355</b>	<b>45,590</b>	<b>2.06</b>	
<b>TOTAL EXPENDITURES</b>	<b>2,046,634</b>	<b>2,213,765</b>	<b>2,259,355</b>	<b>45,590</b>	<b>2.06</b>	<b>2,259,771</b>
<b>GOVERNOR'S COMMISSION ON PHYSICAL FITNESS SUMMARY</b>						
Personnel Costs	148,692	161,766	175,000	13,234	8.18	
Employee Benefits	54,470	57,196	67,000	9,804	17.14	
Travel - In-State	900	3,600	3,600	0	0.00	
Travel - Out-of-State	4,557	5,600	2,500	(3,100)	(55.36)	
Repairs and Maintenance	200	200	200	0	0.00	
Rentals and Leases	18,100	18,000	18,500	500	2.78	
Utilities and Communication	500	1,400	1,600	200	14.29	
Professional Fees and Services	8,599	11,000	11,500	500	4.55	
Supplies/Materials/Operating Expenses	9,949	7,000	7,350	350	5.00	
Transportation Equipment Operations	4,799	4,800	5,100	300	6.25	
Grants and Benefits	1,771,301	1,924,505	1,964,505	40,000	2.08	
Transportation Equipment Purchases	22,068	17,298	0	(17,298)	(100.00)	
Other Equipment Purchases	2,499	1,400	2,500	1,100	78.57	
<b>TOTAL EXPENDITURES</b>	<b>2,046,634</b>	<b>2,213,765</b>	<b>2,259,355</b>	<b>45,590</b>	<b>2.06</b>	<b>2,259,771</b>
Total Number of Employees	2.13	2.20	2.30	0.10	4.55	
<b>SOURCE OF FUNDS:</b>						
Education Trust Fund	2,036,000	2,197,630	2,243,220	45,590	2.07	2,243,636
Physical Fitness Commission Fund	10,634	16,135	16,135	0	0.00	16,135
<b>Total Funds</b>	<b>2,046,634</b>	<b>2,213,765</b>	<b>2,259,355</b>	<b>45,590</b>	<b>2.06</b>	<b>2,259,771</b>

**AGENCY DESCRIPTION:** Administers functions and programs to promote, improve and protect the physical fitness of the residents of Alabama, meaning good or improved habits and programs relating to recreation, exercise, sports and use of leisure time. Maintains liaison with the State Department of Education, local boards of education, private/parochial schools, and physical fitness groups within the various governmental subdivisions of the state, as well as comparable agencies in other states and in the federal government. Consults with and advises these groups about programs of physical fitness and collects, assembles, and disseminates information by publication, advertisement, conferences, workshops, programs, lectures, and other means. Serves as a catalyst to obtain the support of professionals, citizen volunteers, nationally known experts, celebrities, the news media, public and private agencies and facilities, special grants and in-kind services, which has generated approximately \$2,000,000 in value.

**BOARD OF PHYSICAL THERAPY**

	Actual 2022	Budgeted 2023	Requested 2024	Increase/(Decrease) From Prior Year		Governor's Recommendation 2024
				Amount	Percent	
Unencumbered Balance Brought Forward	1,692,460	2,010,122	2,058,034	47,912	2.38	2,058,034
<b>RECEIPTS:</b>						
State Funds:						
Physical Therapy Licensing Fees	750,124	700,000	700,000	0	0.00	700,000
<b>TOTAL RECEIPTS</b>	<b>750,124</b>	<b>700,000</b>	<b>700,000</b>	<b>0</b>	<b>0.00</b>	<b>700,000</b>
<b>TOTAL AVAILABLE</b>	<b>2,442,584</b>	<b>2,710,122</b>	<b>2,758,034</b>	<b>47,912</b>	<b>1.77</b>	<b>2,758,034</b>
<b>LESS: EXPENDITURES</b>	<b>432,462</b>	<b>652,088</b>	<b>662,601</b>	<b>10,513</b>	<b>1.61</b>	<b>662,601</b>
Balance Unencumbered	2,010,122	2,058,034	2,095,433	37,399	1.82	2,095,433

SUMMARY BUDGET REQUEST

PROGRAMS AND PROGRAM FUNCTIONS

PROFESSIONAL AND OCCUPATIONAL LICENSING AND REGULATION PROGRAM

Physical Therapy Regulation Function	432,462	652,088	662,601	10,513	1.61	
<b>TOTAL</b>	<b>432,462</b>	<b>652,088</b>	<b>662,601</b>	<b>10,513</b>	<b>1.61</b>	
<b>TOTAL EXPENDITURES</b>	<b>432,462</b>	<b>652,088</b>	<b>662,601</b>	<b>10,513</b>	<b>1.61</b>	<b>662,601</b>

BOARD OF PHYSICAL THERAPY SUMMARY

Personnel Costs	198,866	245,668	245,668	0	0.00	
Employee Benefits	57,919	68,387	78,400	10,013	14.64	
Travel - In-State	6,854	10,000	10,500	500	5.00	
Travel - Out-of-State	0	10,000	10,000	0	0.00	
Repairs and Maintenance	1,420	3,000	3,000	0	0.00	
Rentals and Leases	63,043	95,000	95,000	0	0.00	
Utilities and Communication	8,222	14,000	14,000	0	0.00	
Professional Fees and Services	89,155	190,033	190,033	0	0.00	
Supplies/Materials/Operating Expenses	5,906	13,000	13,000	0	0.00	
Other Equipment Purchases	1,077	3,000	3,000	0	0.00	
<b>TOTAL EXPENDITURES</b>	<b>432,462</b>	<b>652,088</b>	<b>662,601</b>	<b>10,513</b>	<b>1.61</b>	<b>662,601</b>
Total Number of Employees	3.00	2.00	2.00	0.00	0.00	

SOURCE OF FUNDS:

Physical Therapy Fund	432,462	652,088	662,601	10,513	1.61	662,601
<b>Total Funds</b>	<b>432,462</b>	<b>652,088</b>	<b>662,601</b>	<b>10,513</b>	<b>1.61</b>	<b>662,601</b>

AGENCY DESCRIPTION: Licenses physical therapists/physical therapist assistants, enforces the law governing the practice of physical therapy.

**PLUMBERS AND GAS FITTERS EXAMINING BOARD**

	Actual 2022	Budgeted 2023	Requested 2024	Increase/(Decrease) From Prior Year		Governor's Recommendation 2024
				Amount	Percent	
Unencumbered Balance Brought Forward	234,079	191,718	191,718	0	0.00	191,718
<b>RECEIPTS:</b>						
Federal and Local Funds:						
State Funds:						
Plumbers and Gas Fitters Examining Board	1,819,870	2,248,120	2,367,704	119,584	5.32	2,367,704
<b>TOTAL RECEIPTS</b>	<b>1,819,870</b>	<b>2,248,120</b>	<b>2,367,704</b>	<b>119,584</b>	<b>5.32</b>	<b>2,367,704</b>
<b>TOTAL AVAILABLE</b>	<b>2,053,949</b>	<b>2,439,838</b>	<b>2,559,422</b>	<b>119,584</b>	<b>4.90</b>	<b>2,559,422</b>
<b>LESS: EXPENDITURES</b>	<b>1,862,231</b>	<b>2,248,120</b>	<b>2,367,704</b>	<b>119,584</b>	<b>5.32</b>	<b>2,367,704</b>
Balance Unencumbered	191,718	191,718	191,718	0	0.00	191,718
<b><u>SUMMARY BUDGET REQUEST</u></b>						
<b>PROGRAMS AND PROGRAM FUNCTIONS</b>						
<b>PROFESSIONAL AND OCCUPATIONAL LICENSING AND REGULATION PROGRAM</b>						
Licensing and Regulation of Plumbers and Gas Fitters Function						
	1,862,231	2,248,120	2,367,704	119,584	5.32	
<b>TOTAL</b>	<b>1,862,231</b>	<b>2,248,120</b>	<b>2,367,704</b>	<b>119,584</b>	<b>5.32</b>	
<b>TOTAL EXPENDITURES</b>	<b>1,862,231</b>	<b>2,248,120</b>	<b>2,367,704</b>	<b>119,584</b>	<b>5.32</b>	<b>2,367,704</b>
<b>PLUMBERS AND GAS FITTERS EXAMINING BOARD SUMMARY</b>						
Personnel Costs	892,300	941,338	1,020,448	79,110	8.40	
Employee Benefits	353,691	366,382	406,856	40,474	11.05	
Travel - In-State	82,931	135,000	135,000	0	0.00	
Travel - Out-of-State	20,053	40,000	40,000	0	0.00	
Repairs and Maintenance	583	5,000	5,000	0	0.00	
Rentals and Leases	83,531	110,400	110,400	0	0.00	
Utilities and Communication	56,656	90,000	90,000	0	0.00	
Professional Fees and Services	209,463	230,000	230,000	0	0.00	
Supplies/Materials/Operating Expenses	52,600	80,000	80,000	0	0.00	
Transportation Equipment Operations	64,653	70,000	70,000	0	0.00	
Transportation Equipment Purchases	12,155	145,000	145,000	0	0.00	
Other Equipment Purchases	33,615	35,000	35,000	0	0.00	
<b>TOTAL EXPENDITURES</b>	<b>1,862,231</b>	<b>2,248,120</b>	<b>2,367,704</b>	<b>119,584</b>	<b>5.32</b>	<b>2,367,704</b>
<b>Total Number of Employees</b>	<b>17.88</b>	<b>18.00</b>	<b>19.00</b>	<b>1.00</b>	<b>5.56</b>	
<b>SOURCE OF FUNDS:</b>						
Plumbers and Gas Fitters Examining Board	1,862,231	2,248,120	2,367,704	119,584	5.32	2,367,704
<b>Total Funds</b>	<b>1,862,231</b>	<b>2,248,120</b>	<b>2,367,704</b>	<b>119,584</b>	<b>5.32</b>	<b>2,367,704</b>

**AGENCY DESCRIPTION:** Certifies, through examination, the competency of persons engaged in plumbing, natural gas fitting or medical gas fitting. Maintains an inspection and investigation program to make sure unauthorized persons are not engaged in these trades in violation of Code of Alabama 1975, Sections 34-37-1 through 34-37-18. Provides for the protection of public health, safety and welfare by issuing, for inspection, certificates of competency to those making passing grades and renewing those annually.

**BOARD OF POLYGRAPH EXAMINERS**

	Actual 2022	Budgeted 2023	Requested 2024	Increase/(Decrease) From Prior Year		Governor's Recommendation 2024
				Amount	Percent	
Unencumbered Balance Brought Forward	35,544	47,277	47,277	0	0.00	47,277
RECEIPTS:						
State Funds:						
Investigation and Licensing Fees	31,700	40,000	40,000	0	0.00	40,000
TOTAL RECEIPTS	31,700	40,000	40,000	0	0.00	40,000
TOTAL AVAILABLE	67,244	87,277	87,277	0	0.00	87,277
LESS: EXPENDITURES	19,967	40,000	40,000	0	0.00	40,000
Balance Unencumbered	47,277	47,277	47,277	0	0.00	47,277

SUMMARY BUDGET REQUEST

PROGRAMS AND PROGRAM FUNCTIONS

PROFESSIONAL AND OCCUPATIONAL LICENSING AND REGULATION PROGRAM

Licensure of Polygraph Examiners Function	19,967	40,000	40,000	0	0.00	
TOTAL	19,967	40,000	40,000	0	0.00	
TOTAL EXPENDITURES	19,967	40,000	40,000	0	0.00	40,000

BOARD OF POLYGRAPH EXAMINERS SUMMARY

Personnel Costs	9,770	16,300	16,300	0	0.00	
Employee Benefits	747	1,600	1,600	0	0.00	
Travel - In-State	4,434	7,500	7,500	0	0.00	
Travel - Out-of-State	0	2,000	2,000	0	0.00	
Repairs and Maintenance	0	1,200	1,200	0	0.00	
Rental and Leases	125	400	400	0	0.00	
Utilities and Communication	248	1,200	1,200	0	0.00	
Professional Fees and Services	3,271	2,400	2,400	0	0.00	
Supplies/Materials/Operating Expenses	1,372	3,200	3,200	0	0.00	
Miscellaneous	0	4,200	4,200	0	0.00	
TOTAL EXPENDITURES	19,967	40,000	40,000	0	0.00	40,000
Total Number of Employees	0.50	0.50	0.50	0.00	0.00	

SOURCE OF FUNDS:

Board of Polygraph Examiners Fund	19,967	40,000	40,000	0	0.00	40,000
Total Funds	19,967	40,000	40,000	0	0.00	40,000

AGENCY DESCRIPTION: Provides for the testing and licensing of persons who use instrumentation or mechanical devices to test or question a subject for the purpose of detecting or verifying truth of statements.

**ALABAMA STATE PORT AUTHORITY**

	Actual 2022	Budgeted 2023	Requested 2024	Increase/(Decrease)		Governor's Recommendation 2024
				From Prior Year		
				Amount	Percent	
Unencumbered Balance Brought Forward	0	0	0	0	.....	0
<b>RECEIPTS:</b>						
<b>Federal and Local Funds:</b>						
Coal Handling & Storage	49,021,250	72,756,254	73,500,000	743,746	1.02	73,500,000
General Cargo & Intermodal	16,151,937	20,402,929	20,000,000	(402,929)	(1.97)	20,000,000
Marine Liquid Bulk Terminal	3,536,163	3,846,333	3,800,000	(46,333)	(1.20)	3,800,000
Terminal Railroad	18,770,788	25,899,704	26,000,000	100,296	0.39	26,000,000
Real Estate	10,683,054	17,003,930	17,000,000	(3,930)	(0.02)	17,000,000
Harbormaster	2,277,800	3,163,731	3,200,000	36,269	1.15	3,200,000
Pinto Terminal	12,135,073	17,887,680	18,000,000	112,320	0.63	18,000,000
Other	2,283,202	3,034,973	3,000,000	(34,973)	(1.15)	3,000,000
Federal Emergency Management Agency Fund	407,237	0	0	0	.....	0
Port Security Grant Fund	168,689	0	0	0	.....	0
RESTORE Grant Fund	1,201,610	519,381	0	(519,381)	(100.00)	0
<b>State Funds:</b>						
State General Fund - Conditional Appropriation	0	3,500,000 *	3,500,000 *	0	0.00	3,500,000*
<b>TOTAL RECEIPTS</b>	<b>116,636,803</b>	<b>164,514,915</b>	<b>164,500,000</b>	<b>(14,915)</b>	<b>(0.01)</b>	<b>164,500,000</b>
<b>TOTAL AVAILABLE</b>	<b>116,636,803</b>	<b>164,514,915</b>	<b>164,500,000</b>	<b>(14,915)</b>	<b>(0.01)</b>	<b>164,500,000</b>
<b>LESS: EXPENDITURES</b>	<b>102,763,857</b>	<b>144,624,679</b>	<b>144,050,000</b>	<b>(574,679)</b>	<b>(0.40)</b>	<b>144,050,000</b>
<b>NON-CASH EXPENDITURES</b>	<b>13,872,946</b>	<b>19,890,236</b>	<b>20,450,000</b>	<b>559,764</b>	<b>2.81</b>	<b>20,450,000</b>
<b>Balance Unencumbered</b>	<b>0</b>	<b>0</b>	<b>0</b>	<b>0</b>	<b>.....</b>	<b>0</b>
*Amounts are conditional and are not included in totals.						
<b><u>SUMMARY BUDGET REQUEST</u></b>						
<b>ALABAMA STATE PORT AUTHORITY SUMMARY</b>						
Salaries	36,728,602	53,271,835	53,300,000	28,165	0.05	
Utilities	3,256,914	4,782,628	4,800,000	17,372	0.36	
Insurance	3,529,089	5,527,200	5,500,000	(27,200)	(0.49)	
Rentals	2,706,548	3,317,615	3,300,000	(17,615)	(0.53)	
<b>TOTAL</b>	<b>46,221,153</b>	<b>66,899,278</b>	<b>66,900,000</b>	<b>722</b>	<b>0.00</b>	
<b>MAINTENANCE &amp; REPAIR</b>						
Maintenance Materials and Services	6,447,173	12,651,634	12,650,000	(1,634)	(0.01)	
Dredging	19,141,750	20,153,834	20,100,000	(53,834)	(0.27)	
Operations	4,301,248	5,910,892	5,900,000	(10,892)	(0.18)	
Outside Services	2,439,908	5,038,635	5,000,000	(38,635)	(0.77)	
Environmental Health and Safety	1,596,368	1,963,951	2,000,000	36,049	1.84	
Miscellaneous Expenses	3,064,175	5,332,158	5,300,000	(32,158)	(0.60)	
Debt Service	19,552,082	26,674,297	26,200,000	(474,297)	(1.78)	
<b>TOTAL</b>	<b>56,542,704</b>	<b>77,725,401</b>	<b>77,150,000</b>	<b>(575,401)</b>	<b>(0.74)</b>	
<b>TOTAL EXPENDITURES</b>	<b>102,763,857</b>	<b>144,624,679</b>	<b>144,050,000</b>	<b>(574,679)</b>	<b>(0.40)</b>	<b>144,050,000</b>
<b>Total Number of Employees</b>	<b>504.00</b>	<b>524.00</b>	<b>524.00</b>	<b>0.00</b>	<b>0.00</b>	



**ALABAMA STATE PORT AUTHORITY**

	Actual 2022	Budgeted 2023	Requested 2024	Increase/(Decrease)		Governor's Recommendation 2024
				From Prior Year		
				Amount	Percent	
SOURCE OF FUNDS:						
Alabama State Docks Fund	102,763,857	144,624,679	144,050,000	(574,679)	(0.40)	144,050,000
<b>TOTAL FUNDS</b>	<b>102,763,857</b>	<b>144,624,679</b>	<b>144,050,000</b>	<b>(574,679)</b>	<b>(0.004)</b>	<b>144,050,000</b>

AGENCY DESCRIPTION: Title 33 of the Code Of Alabama gives Alabama State Port Authority the responsibility of acquiring, constructing, operating and promoting the deep-water seaport at Mobile and inland ports along the navigable waterways of the state of Alabama. The Port Authority is required by Generally Accepted Accounting Principles, the Governmental Accounting Standards Board, the Governmental Finance Officers Association and the Department of Examiners of Public Accounts to use Enterprise Fund Accounting Standards for its financial reporting. This system is a full accrual, profit center oriented system rather than a cash basis object code system. Therefore, the entire financial reporting system is incompatible with the governmental accounting system based upon a receipts and expenditure basis of accounting. The appropriation request of \$3.5 million dollars for the 2021-2022 year is conditional, contingent upon the availability of funds and upon the financial needs of the department. This conditional appropriation is considered very important by the bond rating agencies and the bond investment community. Therefore, we respectfully request the inclusion of this request in the budget.

**ALABAMA PRIVATE INVESTIGATION BOARD**

	Actual 2022	Budgeted 2023	Requested 2024	Increase/(Decrease) From Prior Year		Governor's Recommendation 2024
				Amount	Percent	
Unencumbered Balance Brought Forward	117,443	113,540	113,540	0	0.00	113,540
<b>RECEIPTS:</b>						
State Funds:						
Application and Licensure Fees	109,165	195,000	242,000	47,000	24.10	242,000
<b>TOTAL RECEIPTS</b>	<b>109,165</b>	<b>195,000</b>	<b>242,000</b>	<b>47,000</b>	<b>24.10</b>	<b>242,000</b>
<b>TOTAL AVAILABLE</b>	<b>226,608</b>	<b>308,540</b>	<b>355,540</b>	<b>47,000</b>	<b>15.23</b>	<b>355,540</b>
<b>LESS: EXPENDITURES</b>	<b>113,068</b>	<b>195,000</b>	<b>242,000</b>	<b>47,000</b>	<b>24.10</b>	<b>242,000</b>
Balance Unencumbered	113,540	113,540	113,540	0	0.00	113,540

SUMMARY BUDGET REQUEST

PROGRAMS AND PROGRAM FUNCTIONS

PROFESSIONAL AND OCCUPATIONAL LICENSING AND REGULATION PROGRAM

Private Investigation Board Function	113,068	195,000	242,000	47,000	24.10	
<b>TOTAL</b>	<b>113,068</b>	<b>195,000</b>	<b>242,000</b>	<b>47,000</b>	<b>24.10</b>	
<b>TOTAL EXPENDITURES</b>	<b>113,068</b>	<b>195,000</b>	<b>242,000</b>	<b>47,000</b>	<b>24.10</b>	<b>242,000</b>

ALABAMA PRIVATE INVESTIGATION BOARD SUMMARY

Travel - In-State	2,857	12,000	15,000	3,000	25.00	
Travel - Out of State	0	8,000	8,000	0	0.00	
Rentals and Leases	1,304	12,000	13,000	1,000	8.33	
Utilities and Communication	2,431	12,000	13,000	1,000	8.33	
Professional Fees and Services	101,338	137,000	177,000	40,000	29.20	
Supplies/Materials/Operating Expenses	5,138	14,000	16,000	2,000	14.29	
<b>TOTAL EXPENDITURES</b>	<b>113,068</b>	<b>195,000</b>	<b>242,000</b>	<b>47,000</b>	<b>24.10</b>	<b>242,000</b>
Total Number of Employees	0.00	0.00	0.00	0.00	.....	

SOURCE OF FUNDS:

Private Investigation Board Fund	113,068	195,000	242,000	47,000	24.10	242,000
<b>Total Funds</b>	<b>113,068</b>	<b>195,000</b>	<b>242,000</b>	<b>47,000</b>	<b>24.10</b>	<b>242,000</b>

AGENCY DESCRIPTION: The Alabama Private Investigation Board regulates and licenses the practice of private investigation for the purpose of public protection.

**ALABAMA PROFESSIONAL BAIL BONDING BOARD**

	Actual 2022	Budgeted 2023	Requested 2024	Increase/(Decrease)		Governor's Recommendation 2024
				From Prior Year		
				Amount	Percent	
Unencumbered Balance Brought Forward	55,572	261,730	261,730	0	0.00	261,730
<b>RECEIPTS:</b>						
State Funds:						
License and Examination Fees	294,921	147,415	250,000	102,585	69.59	250,000
<b>TOTAL RECEIPTS</b>	<b>294,921</b>	<b>147,415</b>	<b>250,000</b>	<b>102,585</b>	<b>69.59</b>	<b>250,000</b>
<b>TOTAL AVAILABLE</b>	<b>350,493</b>	<b>409,145</b>	<b>511,730</b>	<b>102,585</b>	<b>25.07</b>	<b>511,730</b>
<b>LESS: EXPENDITURES</b>	<b>88,763</b>	<b>147,415</b>	<b>250,000</b>	<b>102,585</b>	<b>69.59</b>	<b>250,000</b>
Balance Unencumbered	261,730	261,730	261,730	0	0.00	261,730

SUMMARY BUDGET REQUEST

PROGRAMS AND PROGRAM FUNCTIONS

PROFESSIONAL AND OCCUPATIONAL LICENSING AND REGULATION

PROGRAM

Professional Bail Bonding Licensing and Regulation

Function	88,763	147,415	250,000	102,585	69.59	
<b>TOTAL</b>	<b>88,763</b>	<b>147,415</b>	<b>250,000</b>	<b>102,585</b>	<b>69.59</b>	
<b>TOTAL EXPENDITURES</b>	<b>88,763</b>	<b>147,415</b>	<b>250,000</b>	<b>102,585</b>	<b>69.59</b>	<b>250,000</b>

ALABAMA PROFESSIONAL BAIL BONDING  
BOARD SUMMARY

Personnel Costs	18,027	25,000	59,000	34,000	136.00	
Employee Benefits	1,379	2,000	11,346	1,226	61.30	
Travel - In-State	7,327	15,000	15,000	0	0.00	
Travel - Out of State	0	10,000	10,000	0	0.00	
Utilities and Communication	2,330	2,500	7,500	5,000	200.00	
Professional Fees and Services	55,500	83,915	137,154	53,239	63.44	
Supplies/Materials/Operating Expenses	4,200	5,000	10,000	5,000	100.00	
Other Equipment Purchases	0	4,000	0	(4,000)	(100.00)	
<b>TOTAL EXPENDITURES</b>	<b>88,763</b>	<b>147,415</b>	<b>250,000</b>	<b>102,585</b>	<b>69.59</b>	<b>250,000</b>
Total Number of Employees	0.50	0.50	1.00	0.50	100.00	

SOURCE OF FUNDS:

Alabama Bail Bond Board Fund	88,763	147,415	250,000	102,585	69.59	250,000
<b>Total Funds</b>	<b>88,763</b>	<b>147,415</b>	<b>250,000</b>	<b>102,585</b>	<b>69.59</b>	<b>250,000</b>

AGENCY DESCRIPTION: Regulates the practice of bail bonding; professional bondsmen and recovery agents to adhere to regulations as per the Alabama Bail Bond Regulatory Act, Alabama Act number 2019-409. This includes granting of licenses to qualified applicants, establish continuing education requirements, and investigating complaints regarding individuals who are not in compliance with the above named Act.

**OFFICE OF PROSECUTION SERVICES**

	Actual 2022	Budgeted 2023	Requested 2024	Increase/(Decrease) From Prior Year		Governor's Recommendation 2024
				Amount	Percent	
Unencumbered Balance Brought Forward	135,128	258,278	258,278	0	0.00	258,278
<b>RECEIPTS:</b>						
<b>Federal and Local Funds:</b>						
Victim Service Officer Funds	491,098	600,000	600,000	0	0.00	600,000
10% DA County Funds	150,382	7,337,643	2,103,056	(5,234,587)	(71.34)	2,103,056
Federal Grants	3,148,884	0	0	0	.....	0
Other	2,378,414	0	0	0	.....	0
Sale of Salvage Equipment	5,758	0	0	0	.....	0
Sex Offender Registration Fees	18,111	0	0	0	.....	0
<b>State Funds:</b>						
State General Fund	809,456	936,340	1,160,000	223,660	23.89	1,110,072
State General Fund - Reversion Reappropriated	0	5,523	0	(5,523)	(100.00)	0
State General Fund - Supplemental Appropriation	1,500,000	0	0	0	.....	0
State General Fund - COLA	26,884	34,965	0	(34,965)	(100.00)	0
State General Fund - Retiree Bonus	0	39,100	0	(39,100)	(100.00)	0
Pre-Trial Diversion Fee	42,821	0	0	0	.....	0
ADECA DV Prosecutor	80,000	0	0	0	.....	0
Transfer from Commission on Higher Education	245,979	0	0	0	.....	0
<b>TOTAL RECEIPTS</b>	<b>8,897,787</b>	<b>8,953,571</b>	<b>3,863,056</b>	<b>(5,090,515)</b>	<b>(56.85)</b>	<b>3,813,128</b>
<b>TOTAL AVAILABLE</b>	<b>9,032,915</b>	<b>9,211,849</b>	<b>4,121,334</b>	<b>(5,090,515)</b>	<b>(55.26)</b>	<b>4,071,406</b>
<b>LESS: EXPENDITURES</b>	<b>8,769,114</b>	<b>8,953,571</b>	<b>3,857,208</b>	<b>(5,096,363)</b>	<b>(56.92)</b>	<b>3,807,280</b>
<b>REVERSION TO STATE GENERAL FUND</b>	<b>5,523</b>	<b>0</b>	<b>0</b>			
<b>Balance Unencumbered</b>	<b>258,278</b>	<b>258,278</b>	<b>264,126</b>	<b>5,848</b>	<b>2.26</b>	<b>264,126</b>

SUMMARY BUDGET REQUEST

PROGRAMS AND PROGRAM FUNCTIONS

PROSECUTION TRAINING EDUCATION AND MANAGEMENT PROGRAM

Prosecution Training Education - Management						
Function	8,769,114	8,953,571	3,857,208	(5,096,363)	(56.92)	
<b>TOTAL</b>	<b>8,769,114</b>	<b>8,953,571</b>	<b>3,857,208</b>	<b>(5,096,363)</b>	<b>(56.92)</b>	
<b>TOTAL EXPENDITURES</b>	<b>8,769,114</b>	<b>8,953,571</b>	<b>3,857,208</b>	<b>(5,096,363)</b>	<b>(0.5692)</b>	<b>3,807,280</b>

OFFICE OF PROSECUTION SERVICES SUMMARY

Personnel Costs	5,807,257	2,871,685	2,286,922	(584,763)	(20.36)	
Employee Benefits	2,390,780	1,306,616	875,419	(431,197)	(33.00)	
Travel - In-State	39,294	337,338	45,000	(292,338)	(86.66)	
Travel - Out-of-State	34,785	198,000	40,000	(158,000)	(79.80)	
Repairs and Maintenance	625	40,000	1,000	(39,000)	(97.50)	
Rentals and Leases	106,552	500,000	110,000	(390,000)	(78.00)	
Utilities and Communication	48,323	266,000	50,000	(216,000)	(81.20)	
Professional Fees and Services	111,246	655,000	162,867	(492,133)	(75.13)	

**OFFICE OF PROSECUTION SERVICES**

	Actual 2022	Budgeted 2023	Requested 2024	Increase/(Decrease) From Prior Year		Governor's Recommendation 2024
				Amount	Percent	
Supplies/Materials/Operating Expenses	120,078	301,634	121,000	(180,634)	(59.89)	
Transportation Equipment Operations	54,101	262,000	55,000	(207,000)	(79.01)	
Grants and Benefits	38,559	2,000,000	45,000	(1,955,000)	(97.75)	
Transportation Equipment Purchases	0	0	45,000	45,000	.....	
Other Equipment Purchases	17,514	215,298	20,000	(195,298)	(90.71)	
<b>TOTAL EXPENDITURES</b>	<b>8,769,114</b>	<b>8,953,571</b>	<b>3,857,208</b>	<b>(5,096,363)</b>	<b>(56.92)</b>	<b>3,807,280</b>
<b>Total Number of Employees</b>	<b>110.50</b>	<b>28.50</b>	<b>20.50</b>	<b>(8.00)</b>	<b>(28.07)</b>	
<b>SOURCE OF FUNDS:</b>						
State General Fund	2,330,817	1,015,928	1,160,000	144,072	14.18	1,110,072
Office of Prosecution Services Fund	5,934,297	7,337,643	2,097,208	(5,240,435)	(71.42)	2,097,208
Victim Service Officer Funds	504,000	600,000	600,000	0	0.00	600,000
<b>Total Funds</b>	<b>8,769,114</b>	<b>8,953,571</b>	<b>3,857,208</b>	<b>(5,096,363)</b>	<b>(56.92)</b>	<b>3,807,280</b>

AGENCY DESCRIPTION: Administers and coordinates the services of all District Attorneys in the state of Alabama.

**ALABAMA STATE BOARD OF PROSTHETISTS AND ORTHOTISTS**

	Actual 2022	Budgeted 2023	Requested 2024	Increase/(Decrease) From Prior Year		Governor's Recommendation 2024
				Amount	Percent	
Unencumbered Balance Brought Forward	177,249	173,503	173,503	0	0.00	173,503
<b>RECEIPTS:</b>						
State Funds:						
License and Registration Fees	147,800	250,000	250,000	0	0.00	250,000
<b>TOTAL RECEIPTS</b>	<b>147,800</b>	<b>250,000</b>	<b>250,000</b>	<b>0</b>	<b>0.00</b>	<b>250,000</b>
<b>TOTAL AVAILABLE</b>	<b>325,049</b>	<b>423,503</b>	<b>423,503</b>	<b>0</b>	<b>0.00</b>	<b>423,503</b>
<b>LESS: EXPENDITURES</b>	<b>151,546</b>	<b>250,000</b>	<b>250,000</b>	<b>0</b>	<b>0.00</b>	<b>250,000</b>
Balance Unencumbered	173,503	173,503	173,503	0	0.00	173,503
<u><b>SUMMARY BUDGET REQUEST</b></u>						
<b>PROGRAMS AND PROGRAM FUNCTIONS</b>						
<b>PROFESSIONAL AND OCCUPATIONAL LICENSING AND REGULATION PROGRAM</b>						
Licensing and Regulation Function	151,546	250,000	250,000	0	0.00	
<b>TOTAL</b>	<b>151,546</b>	<b>250,000</b>	<b>250,000</b>	<b>0</b>	<b>0.00</b>	
<b>TOTAL EXPENDITURES</b>	<b>151,546</b>	<b>250,000</b>	<b>250,000</b>	<b>0</b>	<b>0.00</b>	<b>250,000</b>
<b>ALABAMA STATE BOARD OF PROSTHETISTS AND ORTHOTISTS SUMMARY</b>						
Personnel Costs	1,400	8,000	8,000	0	0.00	
Employee Benefits	107	1,200	1,200	0	0.00	
Travel - In-State	1,467	7,600	7,600	0	0.00	
Professional Fees and Services	147,519	224,000	224,000	0	0.00	
Supplies/Materials/Operating Expenses	1,053	9,200	9,200	0	0.00	
<b>TOTAL EXPENDITURES</b>	<b>151,546</b>	<b>250,000</b>	<b>250,000</b>	<b>0</b>	<b>0.00</b>	<b>250,000</b>
Total Number of Employees	9.00	9.00	9.00	0.00	0.00	
<b>SOURCE OF FUNDS:</b>						
Prosthetists and Orthotists Board Fund	151,546	250,000	250,000	0	0.00	250,000
<b>Total Funds</b>	<b>151,546</b>	<b>250,000</b>	<b>250,000</b>	<b>0</b>	<b>0.00</b>	<b>250,000</b>

AGENCY DESCRIPTION: Regulates and licenses persons administering prosthetic and orthotic care and orthotic suppliers.

**BOARD OF EXAMINERS IN PSYCHOLOGY**

	Actual 2022	Budgeted 2023	Requested 2024	Increase/(Decrease) From Prior Year		Governor's Recommendation 2024
				Amount	Percent	
Unencumbered Balance Brought Forward	459,193	474,296	474,296	0	0.00	474,296
<b>RECEIPTS:</b>						
State Funds:						
License and Renewal Fees	328,273	558,478	645,175	86,697	15.52	645,175
<b>TOTAL RECEIPTS</b>	<b>328,273</b>	<b>558,478</b>	<b>645,175</b>	<b>86,697</b>	<b>15.52</b>	<b>645,175</b>
<b>TOTAL AVAILABLE</b>	<b>787,466</b>	<b>1,032,774</b>	<b>1,119,471</b>	<b>86,697</b>	<b>8.39</b>	<b>1,119,471</b>
<b>LESS: EXPENDITURES</b>	<b>313,170</b>	<b>558,478</b>	<b>645,175</b>	<b>86,697</b>	<b>15.52</b>	<b>645,175</b>
Balance Unencumbered	474,296	474,296	474,296	0	0.00	474,296

SUMMARY BUDGET REQUEST

PROGRAMS AND PROGRAM FUNCTIONS

PROFESSIONAL AND OCCUPATIONAL LICENSING AND REGULATION PROGRAM

Licensure and Regulation of Psychologists

Function	313,170	558,478	645,175	86,697	15.52	
<b>TOTAL</b>	<b>313,170</b>	<b>558,478</b>	<b>645,175</b>	<b>86,697</b>	<b>15.52</b>	
<b>TOTAL EXPENDITURES</b>	<b>313,170</b>	<b>558,478</b>	<b>645,175</b>	<b>86,697</b>	<b>15.52</b>	<b>645,175</b>

BOARD OF EXAMINERS IN PSYCHOLOGY SUMMARY

Personnel Costs	124,304	143,148	165,504	22,356	15.62	
Employee Benefits	51,003	54,130	61,471	7,341	13.56	
Travel - In-State	5,569	12,000	14,000	2,000	16.67	
Travel - Out-of-State	1,397	20,000	22,000	2,000	10.00	
Repairs and Maintenance	1,480	5,600	6,000	400	7.14	
Rentals and Leases	33,186	48,000	55,000	7,000	14.58	
Utilities and Communication	8,381	20,000	24,000	4,000	20.00	
Professional Fees and Services	78,349	224,400	250,000	25,600	11.41	
Supplies/Materials/Operating Expenses	8,479	12,000	22,000	10,000	83.33	
Grants and Benefits	0	1,200	1,200	0	0.00	
Other Equipment Purchases	1,022	18,000	24,000	6,000	33.33	
<b>TOTAL EXPENDITURES</b>	<b>313,170</b>	<b>558,478</b>	<b>645,175</b>	<b>86,697</b>	<b>15.52</b>	<b>645,175</b>
<b>Total Number of Employees</b>	<b>2.00</b>	<b>2.00</b>	<b>2.00</b>	<b>0.00</b>	<b>0.00</b>	

SOURCE OF FUNDS:

Board of Examiners in Psychology Fund	313,170	558,478	645,175	86,697	15.52	645,175
<b>Total Funds</b>	<b>313,170</b>	<b>558,478</b>	<b>645,175</b>	<b>86,697</b>	<b>15.52</b>	<b>645,175</b>

AGENCY DESCRIPTION: Licenses psychologists and psychological technicians in the state. Screens all applicants' credentials, examines those admitted, and licenses those who meet the qualifications. Collects application and renewal fees, and fees for rosters and other publications. Regulates the practice of psychology so as to protect the public from unscrupulous practitioners or individuals engaged in unauthorized practice.

**PUBLIC EDUCATION EMPLOYEES' HEALTH CARE TRUST, RETIRED**

	Actual 2022	Budgeted 2023	Requested 2024	Increase/(Decrease) From Prior Year		Governor's Recommendation 2024
				Amount	Percent	
Committed for Retiree Health Insurance Benefits						
Balance Brought Forward	1,248,164,476	1,304,814,604	1,396,151,626	91,337,022	7.00	1,396,151,626
RECEIPTS:						
State Funds:						
Investment Income	56,650,128	91,337,022	97,730,614	6,393,592	7.00	97,730,614
TOTAL RECEIPTS	56,650,128	91,337,022	97,730,614	6,393,592	7.00	97,730,614
TOTAL AVAILABLE	1,304,814,604	1,396,151,626	1,493,882,240	97,730,614	7.00	1,493,882,240
LESS: EXPENDITURES	0	0	0	0	.....	
Committed for Retiree Health Insurance Benefits						
Balance	1,304,814,604	1,396,151,626	1,493,882,240	97,730,614	7.00	1,493,882,240

AGENCY DESCRIPTION: Established March 6, 2007 in accordance with requirements of Act 2007-16. Act 2007-7 proposed a constitutional amendment, which was ratified on June 5, 2007, to require that these funds be used exclusively for the purpose of providing health care benefits to retired education employees.



**PUBLIC EDUCATION EMPLOYEES' HEALTH INSURANCE BOARD**

	Actual 2022	Budgeted 2023	Requested 2024	Increase/(Decrease)		Governor's Recommendation 2024
				From Prior Year		
				Amount	Percent	
Unencumbered Balance Brought Forward	618,934	0	0	0	.....	0
Balance Committed for Insurance Benefits Brought Forward	272,167,359	293,717,159	283,212,489	(10,504,670)	(3.58)	283,212,489
<b>RECEIPTS:</b>						
Federal Funds:						
Coronavirus Relief Fund	794,579	0	0	0	.....	0
State Funds:						
Employer Group Waiver Program	433,891	434,080	434,080	0	0.00	434,080
Investment Income	2,586,933	2,500,000	2,500,000	0	0.00	2,500,000
Premiums Paid by Employees	407,706,332	389,754,823	385,857,274	(3,897,549)	(1.00)	385,857,274
Premiums Paid by Universities for Retirees	42,322,381	46,600,000	35,000,000	(11,600,000)	(24.89)	35,000,000
Premiums Paid by Employer	975,211,793	967,161,600	967,161,600	0	0.00	967,161,600
<b>TOTAL RECEIPTS</b>	<b>1,429,055,909</b>	<b>1,406,450,503</b>	<b>1,390,952,954</b>	<b>(15,497,549)</b>	<b>(1.10)</b>	<b>1,390,952,954</b>
<b>TOTAL AVAILABLE</b>	<b>1,701,842,202</b>	<b>1,700,167,662</b>	<b>1,674,165,443</b>	<b>(26,002,219)</b>	<b>(1.53)</b>	<b>1,674,165,443</b>
<b>LESS: EXPENDITURES</b>	<b>1,408,125,043</b>	<b>1,416,955,173</b>	<b>1,443,879,632</b>	<b>26,924,459</b>	<b>1.90</b>	<b>1,443,879,932</b>
Balance Committed for Insurance Benefits	293,717,159	283,212,489	230,285,811	(52,926,678)	(18.69)	230,285,811
Balance Unencumbered	0	0	0	0	.....	(300)
<b>SUMMARY BUDGET REQUEST</b>						
<b>PROGRAMS AND PROGRAM FUNCTIONS</b>						
<b>ADMINISTRATIVE SUPPORT SERVICES PROGRAM</b>						
Administration of Health Insurance Fund for State						
Employees Function	1,408,125,043	1,416,955,173	1,443,879,632	26,924,459	1.90	
<b>TOTAL</b>	<b>1,408,125,043</b>	<b>1,416,955,173</b>	<b>1,443,879,632</b>	<b>26,924,459</b>	<b>1.90</b>	
<b>TOTAL EXPENDITURES</b>	<b>1,408,125,043</b>	<b>1,416,955,173</b>	<b>1,443,879,632</b>	<b>26,924,459</b>	<b>1.90</b>	<b>1,443,879,932</b>
<b>PUBLIC EDUCATION EMPLOYEES' HEALTH INSURANCE BOARD SUMMARY</b>						
Personnel Costs	2,450,454	3,070,884	3,224,779	153,895	5.01	
Employee Benefits	790,483	918,384	947,600	29,216	3.18	
Travel - In-State	27,820	32,130	32,130	0	0.00	
Travel - Out-of-State	32,920	36,575	36,575	0	0.00	
Rentals and Leases	24,408	26,969	26,969	0	0.00	
Utilities and Communication	126,452	228,220	228,220	0	0.00	
Professional Fees and Services	1,093,369	1,689,776	1,689,776	0	0.00	
Supplies/Materials/Operating Expenses	428,027	507,149	507,149	0	0.00	
Grants and Benefits	1,403,146,110	1,410,439,686	1,437,180,934	26,741,248	1.90	
Other Equipment Purchases	5,000	5,500	5,500	0	0.00	
<b>TOTAL EXPENDITURES</b>	<b>1,408,125,043</b>	<b>1,416,955,273</b>	<b>1,443,879,632</b>	<b>26,924,359</b>	<b>1.90</b>	<b>1,443,879,932</b>

**PUBLIC EDUCATION EMPLOYEES' HEALTH INSURANCE BOARD**

	Actual	Budgeted	Requested	Increase/(Decrease)		Governor's
	2022	2023	2024	From Prior Year		Recommendation
				Amount	Percent	2024
Total Number of Employees	42.00	36.00	36.00	0.00	0.00	
<b>SOURCE OF FUNDS:</b>						
Public Education Employees' Health Insurance						
Expense Fund	4,978,933	6,515,787	6,698,998	183,211	2.81	6,698,998
Public Education Employees' Health Insurance Board Fund	1,403,146,110	1,410,439,386	1,437,180,934	26,741,548	1.90	1,437,180,934
Total Funds	1,408,125,043	1,416,955,173	1,443,879,932	26,924,759	1.90	1,443,879,932

AGENCY DESCRIPTION: Provides a uniform health insurance plan for employees and retired employees of state educational institutions which provide instruction at any combination of grades K-14 under the auspices of the State Board of Education and employees of the Alabama Institute for Deaf and Blind, the High School for Math and Science, the School of Fine Arts, Athens State College, and any university that has elected coverage, currently only Jacksonville State University. Provides for funding of retired employees' health insurance benefits in the same proportion to total benefits as those provided to active employees (Act 84-284).

Performance Indicators

	Actual	Budgeted	Estimated	Governor's
	2022	2023	2024	Recommendation
				2024
Employer Rate	\$800	\$800	\$800	\$800
<b>Membership:</b>				
Employee-Active	101,585	100,746	100,746	
Employee-Retired with Hospital Medical	69,107	72,000	75,000	

**PUBLIC SERVICE COMMISSION**

	Actual 2022	Budgeted 2023	Requested 2024	Increase/(Decrease)		Governor's Recommendation 2024
				From Prior Year		
				Amount	Percent	
Unencumbered Balance Brought Forward	9,194,796	7,091,306	2,588,544	(4,502,762)	(63.50)	2,588,544
<b>RECEIPTS:</b>						
<b>Federal and Local Funds:</b>						
Federal Department of Transportation	819,142	800,000	800,000	0	0.00	800,000
<b>State Funds:</b>						
Inspection and Supervision Fees	12,818,717	12,765,000	13,000,000	235,000	1.84	14,343,701
Miscellaneous - Public Service Commission Fund	13,617	0	0	0	.....	0
Motor Carrier Fees	2,450,800	2,440,833	2,440,833	0	0.00	2,440,833
Transfer from Motor Carrier Fund	50,000	50,000	50,000	0	0.00	50,000
TNC Local Assessment Fees	292,783	280,000	300,000	20,000	7.14	300,000
Service Line Fees	540,691	550,000	550,000	0	0.00	550,000
Miscellaneous - Gas Pipeline Safety Fund	129	0	0	0	.....	0
<b>TOTAL RECEIPTS</b>	<b>16,985,879</b>	<b>16,885,833</b>	<b>17,140,833</b>	<b>255,000</b>	<b>1.51</b>	<b>18,484,534</b>
<b>TOTAL AVAILABLE</b>	<b>26,180,675</b>	<b>23,977,139</b>	<b>19,729,377</b>	<b>(4,247,762)</b>	<b>(17.72)</b>	<b>21,073,078</b>
<b>LESS: EXPENDITURES</b>	<b>9,089,369</b>	<b>14,388,595</b>	<b>15,073,078</b>	<b>684,483</b>	<b>4.76</b>	<b>15,073,078</b>
<b>TRANSFER TO STATE GENERAL FUND</b>	<b>10,000,000</b>	<b>7,000,000</b>	<b>4,000,000</b>	<b>(3,000,000)</b>	<b>(42.86)</b>	<b>6,000,000</b>
<b>Balance Unencumbered</b>	<b>7,091,306</b>	<b>2,588,544</b>	<b>656,299</b>	<b>(1,932,245)</b>	<b>(74.65)</b>	<b>0</b>
<b><u>SUMMARY BUDGET REQUEST</u></b>						
<b>PROGRAMS AND PROGRAM FUNCTIONS</b>						
<b>REGULATORY SERVICES PROGRAM</b>						
Energy Function	288,528	378,510	383,793	5,283	1.40	
Telecommunications Function	2,048,094	2,837,057	3,036,763	199,706	7.04	
Transportation Function	830,587	1,192,743	1,305,739	112,996	9.47	
Gas Pipeline Safety Function	1,463,934	1,879,854	1,981,246	101,392	5.39	
Licenses Function	4,458,226	8,100,431	8,365,537	265,106	3.27	
<b>TOTAL</b>	<b>9,089,369</b>	<b>14,388,595</b>	<b>15,073,078</b>	<b>684,483</b>	<b>4.76</b>	
<b>TOTAL EXPENDITURES</b>	<b>9,089,369</b>	<b>14,388,595</b>	<b>15,073,078</b>	<b>684,483</b>	<b>0.8</b>	<b>15,073,078</b>
<b>PUBLIC SERVICE COMMISSION SUMMARY</b>						
Personnel Costs	4,763,889	6,738,292	7,345,592	607,300	9.01	
Employee Benefits	1,674,355	2,264,107	2,393,729	129,622	5.73	
Travel - In-State	69,555	96,500	101,000	4,500	4.66	
Travel - Out-of-State	41,514	100,500	104,000	3,500	3.48	
Repairs and Maintenance	5,097	59,000	58,000	(1,000)	(1.69)	
Rentals and Leases	857,608	905,494	979,718	74,224	8.20	
Utilities and Communication	428,196	884,800	891,800	7,000	0.79	
Professional Fees and Services	235,867	1,816,726	1,839,764	23,038	1.27	
Supplies/Materials/Operating Expenses	214,860	404,751	410,175	5,424	1.34	
Transportation Equipment Operations	75,983	107,000	104,000	(3,000)	(2.80)	
Grants and Benefits	542,125	603,425	603,400	(25)	0.00	
Transportation Equipment Purchases	118,195	225,000	182,500	(42,500)	(18.89)	
Other Equipment Purchases	62,125	183,000	59,400	(123,600)	(67.54)	
<b>TOTAL EXPENDITURES</b>	<b>9,089,369</b>	<b>14,388,595</b>	<b>15,073,078</b>	<b>684,483</b>	<b>4.76</b>	<b>15,073,078</b>

**PUBLIC SERVICE COMMISSION**

	Actual 2022	Budgeted 2023	Requested 2024	Increase/(Decrease) From Prior Year		Governor's Recommendation 2024
				Amount	Percent	
Total Number of Employees	62.17	81.00	82.00	1.00	1.23	
<b>SOURCE OF FUNDS:</b>						
Gas Pipeline Safety Fund	1,463,934	1,879,854	1,981,246	101,392	5.39	1,981,246
Public Service Commission Fund	6,801,810	11,207,741	11,790,832	583,091	5.20	11,790,832
State Dual Party Relay Fund	823,625	1,301,000	1,301,000	0	0.00	1,301,000
Total Funds	9,089,369	14,388,595	15,073,078	684,483	4.76	15,073,078

**AGENCY DESCRIPTION:** Determines proper level of regulatory rates and tariffs, analyzes all tariffs filed, and assists companies in their preparation. Controls all transportation activities relating to rates, services, facilities, safety, enforcement and licensing. Administers federal railroad administration program. Monitors gas pipeline safety. Conducts public hearings on applications, petitions and complaints relative to rates and services of public transportation and utilities in the state. Plans, coordinates and directs fiscal and administrative services for the Commission. Resolves consumer complaints. Receives and processes formal applications to Commission. Certifies official orders and directives of the Commission.

**REAL ESTATE APPRAISERS BOARD**

	Actual 2022	Budgeted 2023	Requested 2024	Increase/(Decrease) From Prior Year		Governor's Recommendation 2024
				Amount	Percent	
Unencumbered Balance Brought Forward	1,668,987	1,596,675	1,596,675	0	0.00	1,596,675
<b>RECEIPTS:</b>						
<b>State Funds:</b>						
Licensing and Occupational Fees	949,905	1,314,000	800,000	(514,000)	(39.12)	800,000
<b>TOTAL RECEIPTS</b>	<b>949,905</b>	<b>1,314,000</b>	<b>800,000</b>	<b>(514,000)</b>	<b>(39.12)</b>	<b>800,000</b>
<b>TOTAL AVAILABLE</b>	<b>2,618,892</b>	<b>2,910,675</b>	<b>2,396,675</b>	<b>(514,000)</b>	<b>(17.66)</b>	<b>2,396,675</b>
<b>LESS: EXPENDITURES</b>	<b>1,022,217</b>	<b>1,314,000</b>	<b>1,527,113</b>	<b>213,113</b>	<b>16.22</b>	<b>1,527,113</b>
Balance Unencumbered	1,596,675	1,596,675	869,562	(727,113)	(45.54)	869,562

SUMMARY BUDGET REQUEST

PROGRAMS AND PROGRAM FUNCTIONS

PROFESSIONAL AND OCCUPATIONAL LICENSING AND REGULATION PROGRAM

Licensure and Regulation of Real Estate

Appraisers Function	1,022,217	1,314,000	1,527,113	213,113	16.22	
<b>TOTAL</b>	<b>1,022,217</b>	<b>1,314,000</b>	<b>1,527,113</b>	<b>213,113</b>	<b>16.22</b>	
<b>TOTAL EXPENDITURES</b>	<b>1,022,217</b>	<b>1,314,000</b>	<b>1,527,113</b>	<b>213,113</b>	<b>16.22</b>	<b>1,527,113</b>

REAL ESTATE APPRAISERS BOARD SUMMARY

Personnel Costs	450,945	614,000	757,164	143,164	23.32	
Employee Benefits	167,622	255,000	289,949	34,949	13.71	
Travel - In-State	14,124	25,000	25,000	0	0.00	
Travel - Out of State	28,074	20,000	20,000	0	0.00	
Repairs and Maintenance	3,735	5,000	10,000	5,000	100.00	
Rentals and Leases	106,710	110,000	120,000	10,000	9.09	
Utilities and Communication	31,389	40,000	50,000	10,000	25.00	
Professional Fees and Services	158,131	180,000	180,000	0	0.00	
Supplies/Materials/Operating Expenses	33,410	20,000	30,000	10,000	50.00	
Transportation Equipment Operations	14,378	10,000	10,000	0	0.00	
Transportation Equipment Purchases	4,000	25,000	25,000	0	0.00	
Other Equipment Purchases	9,699	10,000	10,000	0	0.00	
<b>TOTAL EXPENDITURES</b>	<b>1,022,217</b>	<b>1,314,000</b>	<b>1,527,113</b>	<b>213,113</b>	<b>16.22</b>	<b>1,527,113</b>
Total Number of Employees	17.00	17.00	19.00	2.00	11.76	

SOURCE OF FUNDS:

Real Estate Appraisers Board Fund	1,022,217	1,314,000	1,527,113	213,113	16.22	1,527,113
<b>Total Funds</b>	<b>1,022,217</b>	<b>1,314,000</b>	<b>1,527,113</b>	<b>213,113</b>	<b>16.22</b>	<b>1,527,113</b>

AGENCY DESCRIPTION: Licenses and certifies real estate appraisers in Alabama; disseminates applications and information regarding requirements for licensure and certification; processes applications; administers exams; issues licenses and certificates; receives and investigates letters of complaint and determines if sufficient reason exists for probable cause to issue a summons and complaint for determination of disciplinary action, if any; and reviews and approves education courses and instructors for required appraisal education.

**REAL ESTATE COMMISSION**

	Actual 2022	Budgeted 2023	Requested 2024	Increase/(Decrease)		Governor's Recommendation 2024
				From Prior Year		
				Amount	Percent	
Unencumbered Balance Brought Forward	4,774,463	10,822,102	10,822,102	0	0.00	10,822,102
Investments Balance Brought Forward	3,506,947	3,235,559	3,235,559	0	0.00	3,235,559
<b>RECEIPTS:</b>						
<b>State Funds:</b>						
Recovery Fund Fees	106,016	120,000	110,000	(10,000)	(8.33)	110,000
Copy Fees	22,150	20,000	23,000	3,000	15.00	23,000
Course Review	399,000	40,000	40,000	0	0.00	40,000
Instructor Renewals	3,625	3,000	3,500	500	16.67	3,500
Interest Income and Investment Gains	11,169	20,000	20,000	0	0.00	20,000
Legal Violations	17,190	35,000	25,000	(10,000)	(28.57)	25,000
Lists	4,080	4,000	7,000	3,000	75.00	7,000
New Schools	4,375	5,000	10,000	5,000	100.00	10,000
Original Fees	401,455	350,000	400,000	50,000	14.29	400,000
Renewal Fees	5,679,590	3,772,463	3,150,000	(622,463)	(16.50)	3,150,000
Temporary Licenses	430,700	475,000	450,000	(25,000)	(5.26)	450,000
Timeshare	61,240	53,000	50,000	(3,000)	(5.66)	50,000
Penalties	132,600	200,000	200,000	0	0.00	200,000
Registration Fees	198,725	250,000	250,000	0	0.00	250,000
Salvage Equipment	0	500	500	0	0.00	500
Transfer from Investments	3,000,000	0	0	0	.....	0
<b>TOTAL RECEIPTS</b>	<b>10,471,915</b>	<b>5,347,963</b>	<b>4,739,000</b>	<b>(608,963)</b>	<b>(11.39)</b>	<b>4,739,000</b>
<b>TOTAL AVAILABLE</b>	<b>18,753,325</b>	<b>19,405,624</b>	<b>18,796,661</b>	<b>(608,963)</b>	<b>(3.14)</b>	<b>18,796,661</b>
<b>LESS: EXPENDITURES</b>	<b>4,424,276</b>	<b>5,347,963</b>	<b>4,923,434</b>	<b>(424,529)</b>	<b>(7.94)</b>	<b>4,923,434</b>
<b>INVESTMENTS ADJUSTMENT</b>	<b>271,388</b>	<b>0</b>	<b>0</b>	<b>0</b>	<b>.....</b>	<b>0</b>
<b>Investments Balance</b>	<b>3,235,559</b>	<b>3,235,559</b>	<b>3,235,559</b>	<b>0</b>	<b>0.00</b>	<b>3,235,559</b>
<b>Balance Unencumbered</b>	<b>10,822,102</b>	<b>10,822,102</b>	<b>10,637,668</b>	<b>(184,434)</b>	<b>(1.70)</b>	<b>10,637,668</b>

SUMMARY BUDGET REQUEST

PROGRAMS AND PROGRAM FUNCTIONS

PROFESSIONAL AND OCCUPATIONAL LICENSING AND REGULATION PROGRAM

Licensure and Regulation of Real Estate Brokers,

Salesman Function

	4,424,276	5,347,963	4,923,434	(424,529)	(7.94)	
<b>TOTAL</b>	<b>4,424,276</b>	<b>5,347,963</b>	<b>4,923,434</b>	<b>(424,529)</b>	<b>(7.94)</b>	
<b>TOTAL EXPENDITURES</b>	<b>4,424,276</b>	<b>5,347,963</b>	<b>4,923,434</b>	<b>(424,529)</b>	<b>(7.94)</b>	<b>4,923,434</b>

REAL ESTATE COMMISSION SUMMARY

Personnel Costs	2,723,991	3,221,375	2,826,349	(395,026)	(12.26)	
Employee Benefits	989,891	1,113,239	1,143,085	29,846	2.68	
Travel - In-State	31,756	45,000	40,000	(5,000)	(11.11)	
Travel - Out-of-State	39,999	40,000	60,000	20,000	50.00	
Repairs and Maintenance	21,309	60,000	30,000	(30,000)	(50.00)	
Rentals and Leases	15,483	40,000	30,000	(10,000)	(25.00)	

**REAL ESTATE COMMISSION**

	Actual 2022	Budgeted 2023	Requested 2024	Increase/(Decrease) From Prior Year		Governor's Recommendation 2024
				Amount	Percent	
Utilities and Communication	100,245	90,000	120,000	30,000	33.33	
Professional Fees and Services	212,301	155,000	175,000	20,000	12.90	
Supplies/Materials/Operating Expenses	110,691	131,542	120,000	(11,542)	(8.77)	
Transportation Equipment Operations	7,888	11,807	9,000	(2,807)	(23.77)	
Grants and Benefits	160,000	310,000	210,000	(100,000)	(32.26)	
Transportation Equipment Purchases	0	40,000	60,000	20,000	50.00	
Other Equipment Purchases	10,722	90,000	100,000	10,000	11.11	
<b>TOTAL EXPENDITURES</b>	<b>4,424,276</b>	<b>5,347,963</b>	<b>4,923,434</b>	<b>(424,529)</b>	<b>(7.94)</b>	<b>4,923,434</b>
<b>Total Number of Employees</b>	<b>37.00</b>	<b>38.00</b>	<b>40.00</b>	<b>2.00</b>	<b>5.26</b>	
<b>SOURCE OF FUNDS:</b>						
Real Estate Commission Fund	4,274,276	5,047,963	4,723,434	(324,529)	(6.43)	4,723,434
Real Estate Commission Recovery Fund	150,000	300,000	200,000	(100,000)	(33.33)	200,000
<b>Total Funds</b>	<b>4,424,276</b>	<b>5,347,963</b>	<b>4,923,434</b>	<b>(424,529)</b>	<b>(7.94)</b>	<b>4,923,434</b>

**AGENCY DESCRIPTION:** Enforces standards that are prerequisite to licensure; administers appropriate examinations and issues licenses to qualified persons; receives, investigates and appropriates actions with regard to any charge or complaint lodged against any licensee or instructor; conducts disciplinary proceedings; approves educational courses for continuing education credits; issues original, renewal, and transfer licenses; and collects fees for fines, law books, and lists.

**DEPARTMENT OF REHABILITATION SERVICES**

	Actual 2022	Budgeted 2023	Requested 2024	Increase/(Decrease)		Governor's Recommendation 2024
				From Prior Year		
				Amount	Percent	
Unencumbered Balance Brought Forward	27,233,672	13,214,029	13,214,029	0	0.00	13,214,029
<b>RECEIPTS:</b>						
Federal and Local Funds:						
Estimated Insurance Reimbursement	1,174,034	1,174,034	1,174,034	0	0.00	1,174,034
Rehabilitation Services	115,896,248	170,965,939	165,642,359	(5,323,580)	(3.11)	165,642,359
State Fiscal Recovery Fund	0	7,000,000	0	(7,000,000)	(100.00)	0
State Funds:						
Alabama Head and Spinal Cord Injury Trust Fund	792,631	1,000,000	1,000,000	0	0.00	1,000,000
Children First Trust Fund	306,825	246,763	246,763	0	0.00	246,763
Education Trust Fund	48,887,427	49,832,408	49,832,408	0	0.00	51,391,892
Education Trust Fund - Transfer	250,000	500,000	500,000	0	0.00	750,000
Education Trust Fund - FMAP	1,323,269	1,323,269	1,323,269	0	0.00	0
<b>TOTAL RECEIPTS</b>	<b>168,630,434</b>	<b>232,042,413</b>	<b>219,718,833</b>	<b>(12,323,580)</b>	<b>(5.31)</b>	<b>220,205,048</b>
<b>TOTAL AVAILABLE</b>	<b>195,864,106</b>	<b>245,256,442</b>	<b>232,932,862</b>	<b>(12,323,580)</b>	<b>(5.02)</b>	<b>233,419,077</b>
<b>LESS: EXPENDITURES</b>	<b>189,648,168</b>	<b>232,042,413</b>	<b>229,593,532</b>	<b>(2,448,881)</b>	<b>(1.06)</b>	<b>230,079,747</b>
<b>INDIRECT COST AND OTHER BALANCE SHEET</b>						
ADJUSTMENTS	(6,998,091)	0	0	0	.....	0
Balance Unencumbered	13,214,029	13,214,029	3,339,330	(9,874,699)	(74.73)	3,339,330
<b>SUMMARY BUDGET REQUEST</b>						
<b>PROGRAMS AND PROGRAM FUNCTIONS</b>						
<b>DIRECT CLIENT SERVICES - HANDICAP PROGRAM</b>						
Agency Administration - Operations and						
Maintenance Function	11,162,781	14,855,117	15,579,635	724,518	4.88	
Rehabilitation Services Program Function	92,260,984	108,259,368	111,268,736	3,009,368	2.78	
Children's Rehabilitative Services Program						
Function	32,266,584	39,499,132	41,103,586	1,604,454	4.06	
Hemophilia Program Function	634,032	1,452,290	1,460,594	8,304	0.57	
Homebound Program Function	19,906,116	22,780,275	23,093,229	312,954	1.37	
Oasis Function	683,270	891,580	923,835	32,255	3.62	
Respite Services/Training Function	175,000	315,000	315,000	0	0.00	
Education of Dependents of Blind Parents Function	10,399	10,399	10,399	0	0.00	
Projects - Vocational Rehabilitation/Crippled						
Children Service Function	1,979,183	2,393,129	2,393,129	0	0.00	
Early Intervention Function	27,988,911	33,097,623	31,956,889	(1,140,734)	(3.45)	
Alabama Head & Spinal Injury Program Function	971,149	1,488,500	1,488,500	0	0.00	
ARPA Function	1,605,398	0	0	0	.....	
COVID-19 Pandemic Function	4,361	0	0	0	.....	
<b>TOTAL</b>	<b>189,648,168</b>	<b>225,042,413</b>	<b>229,593,532</b>	<b>4,551,119</b>	<b>2.02</b>	
<b>HEALTHCARE PROGRAM</b>						
American Rescue Plan Act Function	0	7,000,000	0	(7,000,000)	(100.00)	
<b>TOTAL</b>	<b>0</b>	<b>7,000,000</b>	<b>0</b>	<b>(7,000,000)</b>	<b>(1)</b>	
<b>TOTAL EXPENDITURES</b>	<b>189,648,168</b>	<b>232,042,413</b>	<b>229,593,532</b>	<b>(2,448,881)</b>	<b>(0.9798)</b>	<b>230,079,747</b>



**DEPARTMENT OF REHABILITATION SERVICES**

	Actual 2022	Budgeted 2023	Requested 2024	Increase/(Decrease)		Governor's Recommendation 2024
				From Prior Year		
				Amount	Percent	
<b>DEPARTMENT OF REHABILITATION SERVICES SUMMARY</b>						
Personnel Costs	44,698,799	53,541,729	56,300,013	2,758,284	5.15	
Employee Benefits	17,299,201	20,012,488	22,655,593	2,643,105	13.21	
Travel - In-State	1,284,351	2,171,695	2,171,695	0	0.00	
Travel - Out-of-State	19,784	246,415	246,415	0	0.00	
Repairs and Maintenance	505,542	1,054,758	1,054,758	0	0.00	
Rentals and Leases	6,753,711	7,521,840	7,521,840	0	0.00	
Utilities and Communication	1,204,471	1,609,948	1,609,948	0	0.00	
Professional Fees and Services	3,342,095	5,585,486	3,815,486	(1,770,000)	(31.69)	
Supplies/Materials/Operating Expenses	10,167,984	16,600,116	15,991,255	(608,861)	(3.67)	
Transportation Equipment Operations	193,414	205,000	205,000	0	0.00	
Grants and Benefits	101,779,077	116,850,341	114,248,932	(2,601,409)	(2.23)	
Transportation Equipment Purchases	226,282	316,500	266,500	(50,000)	(15.80)	
Other Equipment Purchases	2,173,457	6,326,097	3,506,097	(2,820,000)	(44.58)	
<b>TOTAL EXPENDITURES</b>	<b>189,648,168</b>	<b>232,042,413</b>	<b>229,593,532</b>	<b>(2,448,881)</b>	<b>(1.06)</b>	<b>230,079,747</b>
<b>Total Number of Employees</b>	<b>785.70</b>	<b>863.50</b>	<b>863.50</b>	<b>0.00</b>	<b>0.00</b>	
<b>SOURCE OF FUNDS:</b>						
Education Trust Fund	50,210,696	51,155,677	51,155,677	0	0.00	51,391,892
Education Trust Fund - Transfer	250,000	500,000	500,000	0	0.00	750,000
Alabama Head and Spinal Cord Injury Trust Fund	722,599	1,000,000	1,000,000	0	0.00	1,000,000
Rehabilitation Services Fund	138,167,038	172,139,973	176,691,092	4,551,119	2.64	176,691,092
State Fiscal Recovery Fund	0	7,000,000	0	(7,000,000)	(100.00)	0
Children First Trust Fund	297,835	246,763	246,763	0	0.00	246,763
<b>Total Funds</b>	<b>189,648,168</b>	<b>232,042,413</b>	<b>229,593,532</b>	<b>(2,448,881)</b>	<b>(1.06)</b>	<b>230,079,747</b>

AGENCY DESCRIPTION: Provides various services to identify, evaluate, prevent, correct or alleviate the problems of handicapped individuals.

**ALABAMA STATE BOARD OF RESPIRATORY THERAPY**

	Actual 2022	Budgeted 2023	Requested 2024	Increase/(Decrease) From Prior Year		Governor's Recommendation 2024
				Amount	Percent	
Unencumbered Balance Brought Forward	133,543	266,122	266,122	0	0.00	266,122
<b>RECEIPTS:</b>						
State Funds:						
Occupational and Licensing Fees	319,350	350,000	350,000	0	0.00	350,000
<b>TOTAL RECEIPTS</b>	<b>319,350</b>	<b>350,000</b>	<b>350,000</b>	<b>0</b>	<b>0.00</b>	<b>350,000</b>
<b>TOTAL AVAILABLE</b>	<b>452,893</b>	<b>616,122</b>	<b>616,122</b>	<b>0</b>	<b>0.00</b>	<b>616,122</b>
<b>LESS: EXPENDITURES</b>	<b>186,771</b>	<b>350,000</b>	<b>350,000</b>	<b>0</b>	<b>0.00</b>	<b>350,000</b>
Balance Unencumbered	266,122	266,122	266,122	0	0.00	266,122

SUMMARY BUDGET REQUEST

PROGRAMS AND PROGRAM FUNCTIONS

PROFESSIONAL AND OCCUPATIONAL LICENSING AND REGULATION PROGRAM

Licensing and Regulation of Respiratory

Therapists Function

	186,771	350,000	350,000	0	0.00	
<b>TOTAL</b>	<b>186,771</b>	<b>350,000</b>	<b>350,000</b>	<b>0</b>	<b>0.00</b>	
<b>TOTAL EXPENDITURES</b>	<b>186,771</b>	<b>350,000</b>	<b>350,000</b>	<b>0</b>	<b>0.00</b>	<b>350,000</b>

ALABAMA STATE BOARD OF RESPIRATORY THERAPY SUMMARY

Travel - In-State	11,831	12,000	12,000	0	0.00	
Travel - Out-of-State	1,000	20,000	20,000	0	0.00	
Repairs and Maintenance	3,000	8,000	8,000	0	0.00	
Rentals and Leases	1,104	20,000	20,000	0	0.00	
Utilities and Communication	3,296	20,000	20,000	0	0.00	
Professional Fees and Services	160,698	240,000	240,000	0	0.00	
Supplies/Materials/Operating Expenses	4,568	20,000	20,000	0	0.00	
Other Equipment Purchases	1,274	10,000	10,000	0	0.00	
<b>TOTAL EXPENDITURES</b>	<b>186,771</b>	<b>350,000</b>	<b>350,000</b>	<b>0</b>	<b>0.00</b>	<b>350,000</b>
<b>Total Number of Employees</b>	<b>0.00</b>	<b>0.00</b>	<b>0.00</b>	<b>0.00</b>	<b>.....</b>	

SOURCE OF FUNDS:

State Board of Respiratory Therapy Fund	186,771	350,000	350,000	0	0.00	350,000
<b>Total Funds</b>	<b>186,771</b>	<b>350,000</b>	<b>350,000</b>	<b>0</b>	<b>0.00</b>	<b>350,000</b>

AGENCY DESCRIPTION: Provides for the examination, licensing, regulation and continuing education of individuals administering respiratory therapy in the state of Alabama.

**EMPLOYEES' RETIREMENT SYSTEM**

	Actual 2022	Budgeted 2023	Requested 2024	Increase/(Decrease) From Prior Year		Governor's Recommendation 2024
				Amount	Percent	
Unencumbered Balance Brought Forward	23,403,933	18,646,947	20,643,164	1,996,217	10.71	20,643,164
Committed for Pension Obligations Balance Brought Forward	10,612,033,575	10,768,612,646	11,058,951,020	290,338,374	2.70	11,058,951,020
<b>RECEIPTS:</b>						
State Funds:						
Building Reimbursement - Salaries and Benefits	1,346,939	1,600,000	1,600,000	0	0.00	1,600,000
Fees - Investment Advisor and Other	267,032	175,000	175,000	0	0.00	175,000
Local Unit Employer Cost	320,203,637	383,276,288	376,198,644	(7,077,644)	(1.85)	376,198,644
Member Contribution Transfers from Teachers' Retirement System and Judicial Retirement Fund	6,212,924	0	0	0	.....	0
State Agency Employer Cost - Agency Paid	241,229,518	250,052,658	259,321,782	9,269,124	3.71	259,321,782
Member Contributions	303,687,150	320,748,194	321,649,483	901,289	0.28	321,649,483
Investment Income	696,451,346	791,084,000	818,534,000	27,450,000	3.47	818,534,000
Marketing & Advertising Revenue - Department of Tourism	165,000	0	0	0	.....	0
Prior Year Refunds	3,475	0	0	0	.....	0
<b>TOTAL RECEIPTS</b>	<b>1,569,567,021</b>	<b>1,746,936,140</b>	<b>1,777,478,909</b>	<b>30,542,769</b>	<b>1.75</b>	<b>1,777,478,909</b>
<b>TOTAL AVAILABLE</b>	<b>12,205,004,529</b>	<b>12,534,195,733</b>	<b>12,857,073,093</b>	<b>322,877,360</b>	<b>2.58</b>	<b>12,857,073,093</b>
<b>LESS: EXPENDITURES</b>	<b>1,406,530,274</b>	<b>1,454,601,549</b>	<b>1,522,652,616</b>	<b>68,051,067</b>	<b>4.68</b>	<b>1,522,652,616</b>
<b>TRANSFER TO TRS/JRF</b>	<b>11,214,662</b>	<b>0</b>	<b>0</b>	<b>0</b>	<b>.....</b>	<b>0</b>
Committed for Pension Obligations Balance	10,768,612,646	11,058,951,020	11,315,164,744	256,213,724	2.32	11,315,164,744
Balance Unencumbered	18,646,947	20,643,164	19,255,733	(1,387,431)	(6.72)	19,255,733
<b><u>SUMMARY BUDGET REQUEST</u></b>						
<b>PROGRAMS AND PROGRAM FUNCTIONS</b>						
<b>RETIREMENT SYSTEMS PROGRAM</b>						
Employees' Retirement System Function	1,406,530,274	1,454,601,549	1,522,652,616	68,051,067	4.68	
<b>TOTAL</b>	<b>1,406,530,274</b>	<b>1,454,601,549</b>	<b>1,522,652,616</b>	<b>68,051,067</b>	<b>4.68</b>	
<b>TOTAL EXPENDITURES</b>	<b>1,406,530,274</b>	<b>1,454,601,549</b>	<b>1,522,652,616</b>	<b>68,051,067</b>	<b>4.68</b>	<b>1,522,652,616</b>
<b>EMPLOYEES' RETIREMENT SYSTEM SUMMARY</b>						
Personnel Costs	9,089,660	10,327,450	11,107,480	780,030	7.55	
Employee Benefits	3,132,789	3,409,501	3,580,538	171,037	5.02	
Travel - In-State	65,138	108,592	108,592	0	0.00	
Travel - Out-of-State	91,567	131,375	131,375	0	0.00	
Repairs and Maintenance	654,845	804,200	804,200	0	0.00	
Rentals and Leases	912,307	707,772	707,772	0	0.00	
Utilities and Communication	1,006,781	1,006,300	1,006,300	0	0.00	
Professional Fees and Services	3,712,519	3,584,334	3,584,334	0	0.00	
Supplies/Materials/Operating Expenses	3,666,765	4,405,125	4,405,125	0	0.00	
Transportation Equipment Operations	27,200	22,200	22,200	0	0.00	
Grants and Benefits	1,382,366,222	1,426,300,300	1,493,400,300	67,100,000	4.70	

**EMPLOYEES' RETIREMENT SYSTEM**

	Actual 2022	Budgeted 2023	Requested 2024	Increase/(Decrease)		Governor's Recommendation 2024
				From Prior Year		
				Amount	Percent	
Capital Outlay	500,000	2,000,000	2,000,000	0	0.00	
Transportation Equipment Purchases	160,000	200,000	200,000	0	0.00	
Other Equipment Purchases	1,144,481	1,594,400	1,594,400	0	0.00	
<b>TOTAL EXPENDITURES</b>	<b>1,406,530,274</b>	<b>1,454,601,549</b>	<b>1,522,652,616</b>	<b>68,051,067</b>	<b>4.68</b>	<b>1,522,652,616</b>
Total Number of Employees	133.00	126.00	126.00	0.00	0.00	
<b>SOURCE OF FUNDS:</b>						
Employees' Retirement System	1,382,366,122	1,426,300,000	1,493,400,000	67,100,000	4.70	1,493,400,000
Employees' Retirement Expense	24,164,152	28,301,549	29,252,616	951,067	3.36	29,252,616
<b>Total Funds</b>	<b>1,406,530,274</b>	<b>1,454,601,549</b>	<b>1,522,652,616</b>	<b>68,051,067</b>	<b>4.68</b>	<b>1,522,652,616</b>

AGENCY DESCRIPTION: Provides retirement benefits for State Employees, State Troopers and on a unit voluntary basis, employees of local governments in Alabama. Provides administration of the System and the Judicial Retirement Fund. Maintains individual records on all members and regularly posts the creditable service and contributions accruing thereto. Employer contribution rates for the following years are listed below:

	Actual	Budgeted	Estimated
	2022	2023	2024
<b>Tier I</b>			
<b>Classification:</b>			
State Employees, Regular	14.83%	14.82%	16%
State Law Enforcement	52.22%	51.67%	53.38%
<b>Tier II - Beginning January 1, 2013</b>			
<b>Classification:</b>			
State Employees, Regular	14.44%	14.44%	15.76%
State Law Enforcement	42.86%	42.86%	44.84%

Local Employers may participate in the System provided that, notwithstanding anything to the contrary, the System shall not be liable for the payment of any pensions or other benefits on account of employees of any local unit, whether active or retired, for which reserves have not been previously created from funds contributed by each such local unit or its employees.

	Performance Indicators		
	Actual	Budgeted	Estimated
	2022	2023	2024
<b>Membership:</b>			
Active	85,000	85,000	85,000
Retired	51,935	57,000	59,000
Member Withdrawals	5,862	6,000	6,500
New Retirements	2,819	3,200	3,500

## TEACHERS' RETIREMENT SYSTEM

	Actual 2022	Budgeted 2023	Requested 2024	Increase/(Decrease) From Prior Year		Governor's Recommendation 2024
				Amount	Percent	
Unencumbered Balance Brought Forward	51,504,694	37,091,698	21,795,627	(15,296,071)	(41.24)	21,795,627
Committed for Pension Obligations Balance Brought Forward	20,698,480,264	20,885,176,531	21,180,873,523	295,696,992	1.42	21,180,873,523
<b>RECEIPTS:</b>						
State Funds:						
Building Reimbursement - Salaries and Benefits	1,623,015	1,800,000	1,800,000	0	0.00	1,800,000
Employer Cost - Education Units	924,607,501	973,463,224	978,967,057	5,503,833	0.57	978,967,057
Fees - Other	152,947	160,000	160,000	0	0.00	160,000
Member Contributions	549,376,179	567,942,794	567,286,036	(656,758)	(0.12)	567,286,036
Member Contributions Transferred from ERS	9,517,252	0	0	0	.....	0
Investment Income	1,306,740,060	1,461,962,000	1,482,661,000	20,699,000	1.42	1,482,661,000
Prior Year Refunds	5,212	0	0	0	.....	0
One-Time Direct Appropriation From Education Trust Fund	58,400,000	0	0	0	.....	0
Marketing & Advertising Revenue - Department of Tourism	335,000	0	0	0	.....	0
<b>TOTAL RECEIPTS</b>	<b>2,850,757,166</b>	<b>3,005,328,018</b>	<b>3,030,874,093</b>	<b>25,546,075</b>	<b>0.85</b>	<b>3,030,874,093</b>
<b>TOTAL AVAILABLE</b>	<b>23,600,742,124</b>	<b>23,927,596,247</b>	<b>24,233,543,243</b>	<b>305,946,996</b>	<b>1.28</b>	<b>24,233,543,243</b>
LESS: EXPENDITURES	2,667,066,847	2,724,927,097	2,779,750,741	54,823,644	2.01	2,779,750,741
TRANSFER TO ERS	11,407,048	0	0	0	.....	0
<b>Committed for Pension Obligations Balance</b>	<b>20,885,176,531</b>	<b>21,180,873,523</b>	<b>21,452,630,931</b>	<b>271,757,408</b>	<b>1.28</b>	<b>21,452,630,931</b>
<b>Balance Unencumbered</b>	<b>37,091,698</b>	<b>21,795,627</b>	<b>1,161,571</b>	<b>(20,634,056)</b>	<b>(94.67)</b>	<b>1,161,571</b>

### SUMMARY BUDGET REQUEST

#### PROGRAMS AND PROGRAM FUNCTIONS

##### RETIREMENT SYSTEMS PROGRAM

Teachers' Retirement System Function	2,667,066,847	2,724,927,097	2,779,750,741	54,823,644	2.01	
<b>TOTAL</b>	<b>2,667,066,847</b>	<b>2,724,927,097</b>	<b>2,779,750,741</b>	<b>54,823,644</b>	<b>2.01</b>	
<b>TOTAL EXPENDITURES</b>	<b>2,667,066,847</b>	<b>2,724,927,097</b>	<b>2,779,750,741</b>	<b>54,823,644</b>	<b>2.01</b>	<b>2,779,750,741</b>

##### TEACHERS' RETIREMENT SYSTEM SUMMARY

Personnel Costs	19,159,654	24,993,260	26,035,913	1,042,653	4.17	
Employee Benefits	5,527,102	7,126,752	7,507,743	380,991	5.35	
Travel - In-State	81,093	136,023	136,023	0	0.00	
Travel - Out-of-State	115,872	133,718	133,718	0	0.00	
Repairs and Maintenance	1,110,150	1,244,300	1,244,300	0	0.00	
Rentals and Leases	1,103,047	1,053,588	1,053,588	0	0.00	
Utilities and Communication	1,618,038	1,617,400	1,617,400	0	0.00	
Professional Fees and Services	5,914,013	5,260,330	5,260,330	0	0.00	
Supplies/Materials/Operating Expenses	5,511,182	6,632,326	6,632,326	0	0.00	
Transportation Equipment Operations	43,441	33,500	33,500	0	0.00	
Grants and Benefits	2,624,165,205	2,668,400,300	2,721,800,300	53,400,000	2.00	
Capital Outlay	500,000	6,000,000	6,000,000	0	0.00	
Transportation Equipment Purchases	145,842	200,000	200,000	0	0.00	

**TEACHERS' RETIREMENT SYSTEM**

	Actual 2022	Budgeted 2023	Requested 2024	Increase/(Decrease)		Governor's Recommendation 2024
				From Prior Year		
				Amount	Percent	
Other Equipment Purchases	2,072,208	2,095,600	2,095,600	0	0.00	
<b>TOTAL EXPENDITURES</b>	<b>2,667,066,847</b>	<b>2,724,927,097</b>	<b>2,779,750,741</b>	<b>54,823,644</b>	<b>2.01</b>	
Total Number of Employees	232.00	257.00	257.00	0.00	0.00	
<b>SOURCE OF FUNDS:</b>						
Teachers' Retirement System	2,624,164,905	2,668,400,000	2,721,800,000	53,400,000	2.00	2,721,800,000
Teachers' Retirement Expense	42,901,942	56,527,097	57,950,741	1,423,644	2.52	57,950,741
<b>Total Funds</b>	<b>2,667,066,847</b>	<b>2,724,927,097</b>	<b>2,779,750,741</b>	<b>54,823,644</b>	<b>2.01</b>	<b>2,779,750,741</b>

AGENCY DESCRIPTION: Provides retirement benefits for teachers and all other employees in public education in Alabama. Provides through the Board of Control administration of the total system. Maintains individual records on all members and regularly records creditable service and contributions accruing thereto.

	Performance Indicators			Governor's Recommendation 2024
	Actual	Budgeted	Estimated	
	2022	2023	2024	
<b>Employer Cost:</b>				
Tier I	12.43%	12.59%	12.59%	12.59%
Tier II - Beginning January 1, 2013	11.32%	11.44%	11.57%	11.57%
<b>Membership:</b>				
Active	136,000	136,000	136,000	
Retired	103,505	104,500	106,000	
Member Withdrawals	4,455	4,600	4,800	
New Retirements	4,955	4,500	4,500	

## DEPARTMENT OF REVENUE

	Actual 2022	Budgeted 2023	Requested 2024	Increase/(Decrease)		Governor's Recommendation 2024
				From Prior Year		
				Amount	Percent	
Unencumbered Balance Brought Forward	37,778,609	78,925,916	19,075,657	(59,850,259)	(75.83)	19,075,657
<b>RECEIPTS:</b>						
<b>Federal and Local Funds:</b>						
Federal and Local Funds	22,858,074	4,375,224	9,375,224	5,000,000	114.28	9,375,224
<b>State Funds:</b>						
1 Mill Ad Valorem Tax	1,820,848	1,820,848	1,820,848	0	0.00	1,820,848
3 Mill Ad Valorem Tax	5,462,544	5,462,544	5,462,544	0	0.00	5,462,544
Aviation Gasoline Tax	6,733	6,733	6,733	0	0.00	6,733
Construction Industry Fees	250,000	250,000	250,000	0	0.00	250,000
Contractors' Gross Receipts	36,839	36,839	36,839	0	0.00	36,839
Drycleaning Fund Transfer	50,000	50,000	50,000	0	0.00	50,000
Forest Severance Tax	291,407	291,407	291,407	0	0.00	291,407
Gasoline Tax	12,665,526	12,665,526	12,665,526	0	0.00	12,665,526
Hydroelectric KWH Tax	254	254	254	0	0.00	254
Income Tax	44,035,642	44,035,642	44,035,642	0	0.00	44,035,642
Inspection Fees	1,470,689	876,634	876,634	0	0.00	876,634
Lube Oil Tax	12,957	12,957	12,957	0	0.00	12,957
Motor Carrier Mileage Tax	381	381	381	0	0.00	381
Motor Fuel Tax	1,360,110	1,360,110	1,360,110	0	0.00	1,360,110
Motor Vehicle License	330,712	330,712	330,712	0	0.00	330,712
Motor Vehicle Tags	3,670,981	2,644,002	2,644,002	0	0.00	2,644,002
Nursing Facility Tax	58,688	58,688	58,688	0	0.00	58,688
Pharmaceutical Services Tax	165,774	165,774	165,774	0	0.00	165,774
Scrap Tire Fees	60,000	60,000	60,000	0	0.00	60,000
Store License Tax	485,509	485,509	485,509	0	0.00	485,509
Use Tax	3,986,074	3,986,074	3,986,074	0	0.00	3,986,074
Utility Tax	312,621	312,621	312,621	0	0.00	312,621
Electronic Nicotine Delivery Systems Tax	54,000	0	0	0	.....	0
Gas Tax - Rebuild Alabama, Act 2019-2	647,343	0	0	0	.....	0
Diesel Tax - Rebuild Alabama, Act 2019-2	208,808	0	0	0	.....	0
IFTA Taxes	11,860	0	0	0	.....	0
Sales Tax	119,023,517	108,165,953	86,660,953	(21,505,000)	(19.88)	86,660,953
Tobacco Tax	440,921	440,921	440,921	0	0.00	440,921
State General Fund	113,000	113,000	113,000	0	0.00	113,000
State General Fund - Transfer - Ad Valorem Equalization	250,000	250,000	250,000	0	0.00	250,000
<b>TOTAL RECEIPTS</b>	<b>220,141,812</b>	<b>188,258,353</b>	<b>171,753,353</b>	<b>(16,505,000)</b>	<b>(8.77)</b>	<b>171,753,353</b>
<b>TOTAL AVAILABLE</b>	<b>257,920,421</b>	<b>267,184,269</b>	<b>190,829,010</b>	<b>(76,355,259)</b>	<b>(28.58)</b>	<b>190,829,010</b>
<b>LESS: EXPENDITURES</b>	<b>162,407,229</b>	<b>231,603,612</b>	<b>171,753,353</b>	<b>(59,850,259)</b>	<b>(0.2584)</b>	<b>171,753,353</b>
<b>TRANSFER TO STATE GENERAL FUND</b>	<b>16,505,000</b>	<b>16,505,000</b>	<b>0</b>	<b>16,505,000</b>	<b>16,505,000</b>	<b>16,505,000</b>
<b>REVERSION TO STATE GENERAL FUND</b>	<b>82,276</b>	<b>0</b>	<b>0</b>	<b>0</b>	<b>.....</b>	<b>0</b>
<b>Balance Unencumbered</b>	<b>78,925,916</b>	<b>19,075,657</b>	<b>19,075,657</b>	<b>0</b>	<b>0.00</b>	<b>2,570,657</b>

**DEPARTMENT OF REVENUE**

	Actual 2022	Budgeted 2023	Requested 2024	Increase/(Decrease)		Governor's Recommendation 2024
				From Prior Year		
				Amount	Percent	
<u>SUMMARY BUDGET REQUEST</u>						
PROGRAMS AND PROGRAM FUNCTIONS						
STATE REVENUE ADMINISTRATION PROGRAM						
Ad Valorem Tax Administration Function	280,710	363,031	363,000	(31)	(0.01)	
Agency Administration Function	162,103,194	231,240,581	171,390,353	(59,850,228)	(25.88)	
COVID-19 Pandemic Function	23,325	0	0	0	.....	
TOTAL	162,407,229	231,603,612	171,753,353	(59,850,259)	(25.84)	
TOTAL EXPENDITURES	162,407,229	231,603,612	171,753,353	(59,850,259)	(25.84)	171,753,353
DEPARTMENT OF REVENUE SUMMARY						
Personnel Costs	67,669,171	73,921,219	74,828,905	907,686	1.23	
Employee Benefits	26,586,266	27,913,350	31,850,374	3,937,024	14.10	
Travel - In-State	1,054,553	2,850,000	1,350,000	(1,500,000)	(52.63)	
Travel - Out-of-State	324,362	2,400,000	1,400,000	(1,000,000)	(41.67)	
Repairs and Maintenance	223,320	4,111,376	948,737	(3,162,639)	(76.92)	
Rentals and Leases	7,298,738	12,000,000	8,000,000	(4,000,000)	(33.33)	
Utilities and Communication	8,782,035	11,350,228	9,500,000	(1,850,228)	(16.30)	
Professional Fees and Services	19,963,632	57,950,380	17,450,380	(40,500,000)	(69.89)	
Supplies/Materials/Operating Expenses	6,463,562	13,800,000	5,800,000	(8,000,000)	(57.97)	
Transportation Equipment Operations	88,861	130,000	130,000	0	0.00	
Grants and Benefits	1,246	312,000	312,000	0	0.00	
Transportation Equipment Purchases	80,835	500,000	500,000	0	0.00	
Other Equipment Purchases	1,106,400	12,000,000	7,000,000	(5,000,000)	(41.67)	
Miscellaneous	22,764,248	12,365,059	12,682,957	317,898	2.57	
TOTAL EXPENDITURES	162,407,229	231,603,612	171,753,353	(59,850,259)	(25.84)	171,753,353
Total Number of Employees	1,077.07	1,097.00	1,096.75	(0.25)	(0.02)	
SOURCE OF FUNDS:						
State General Fund	30,724	113,000	113,000	0	0.00	113,000
State General Fund - Transfer - Ad Valorem						
Equalization	250,000	250,000	250,000	0	0.00	250,000
Ad Valorem Equalization - Reversion Reappropriated	18	31	0	(31)	(100.00)	0
Revenue Administrative Fund	132,044,989	171,390,353	171,390,353	0	0.00	171,390,353
Revenue Administrative Fund - Reversion Reappropriated	30,081,498	59,850,228	0	(59,850,228)	(100.00)	0
Total Funds	162,407,229	231,603,612	171,753,353	(59,850,259)	(25.84)	171,753,353

**AGENCY DESCRIPTION:** Administers the statewide ad valorem reappraisal program; supervises the various county boards of equalization; and administers deeds and assignment tax laws. Administers the majority of utilities and corporation associated taxes and maintains information files on all corporations operating in Alabama. Administers individual and corporate income taxes, financial institutional excise tax, withholding income taxes, estate tax. Supervises the manufacture, warehousing, distribution and sale of license plates; administers the International Registration Plan; supervises the staggered registration system; and administers the Alabama Uniform Certificate of Title and Antitheft Act. Administers sales and use tax programs for the state and 213 local governments. Handles all sales and use tax contact with the taxpayer through eight field offices and the Foreign Audit Division. Provides the audit function to assure taxpayer compliance. Administers the collection of all types of delinquent taxes. Performs statistical analysis reviews involving revenue/tax-related trends, and collection patterns and other related matters, serves as legislative liaison, and handles nonmedia-related information inquiries, surveys, etc. Conducts administrative hearings as required by the Alabama Administrative Procedure Act and reviews existing rules and regulations of the Department as required by this act. Administers the criminal tax laws of the Revenue Code and investigates, reports, and prosecutes violations. Administers the T.V.A. In-Lieu-of-Taxes program.



**OFFICE OF THE SECRETARY OF STATE**

	Actual 2022	Budgeted 2023	Requested 2024	Increase/(Decrease)		Governor's Recommendation 2024
				From Prior Year		
				Amount	Percent	
Unencumbered Balance Brought Forward	14,812,781	14,648,236	14,648,236	0	0.00	14,648,236
<b>RECEIPTS:</b>						
Federal and Local Funds:						
Help America Vote Fund	1,080,488	7,095,000	6,000,000	(1,095,000)	(15.43)	6,000,000
State Funds:						
Information Bulk Sales Fund	1,239,844	1,500,000	1,650,000	150,000	10.00	1,650,000
Farmers' Credit Protection Fund	25,017	63,000	63,000	0	0.00	63,000
Voter Registration Fund	175,454	200,000	200,000	0	0.00	200,000
Electronic Voting Commission	0	6,000	6,000	0	0.00	6,000
Corporations Fund	3,885,010	3,328,428	3,619,500	291,072	8.75	3,619,500
Uniform Commercial Code	502,041	800,000	847,500	47,500	5.94	847,500
<b>TOTAL RECEIPTS</b>	<b>6,907,854</b>	<b>12,992,428</b>	<b>12,386,000</b>	<b>(606,428)</b>	<b>(4.67)</b>	<b>12,386,000</b>
<b>TOTAL AVAILABLE</b>	<b>21,720,635</b>	<b>27,640,664</b>	<b>27,034,236</b>	<b>(606,428)</b>	<b>(2.19)</b>	<b>27,034,236</b>
<b>LESS: EXPENDITURES</b>	<b>7,072,399</b>	<b>12,992,428</b>	<b>12,386,000</b>	<b>(606,428)</b>	<b>(4.67)</b>	<b>12,386,000</b>
Balance Unencumbered	14,648,236	14,648,236	14,648,236	0	0.00	14,648,236
<b><u>SUMMARY BUDGET REQUEST</u></b>						
<b>PROGRAMS AND PROGRAM FUNCTIONS</b>						
<b>ADMINISTRATIVE SUPPORT SERVICES PROGRAM</b>						
Financial Assistance for Elections Function	0	6,000	6,000	0	0.00	
Registration of Voters Function	7,670	0	0	0	.....	
Administration of Official Public Documents Function	7,064,729	12,986,428	12,380,000	(606,428)	(4.67)	
<b>TOTAL</b>	<b>7,072,399</b>	<b>12,992,428</b>	<b>12,386,000</b>	<b>(606,428)</b>	<b>(4.67)</b>	
<b>TOTAL EXPENDITURES</b>	<b>7,072,399</b>	<b>12,992,428</b>	<b>12,386,000</b>	<b>(606,428)</b>	<b>(4.67)</b>	<b>12,386,000</b>
<b>OFFICE OF THE SECRETARY OF STATE SUMMARY</b>						
Personnel Costs	2,137,832	2,932,061	3,228,956	296,895	10.13	
Employee Benefits	894,353	1,103,967	1,409,644	305,677	27.69	
Travel - In-State	9,353	17,100	17,100	0	0.00	
Travel - Out-of-State	25,604	19,000	19,000	0	0.00	
Repairs and Maintenance	2,442	21,000	21,000	0	0.00	
Rentals and Leases	224,873	203,500	204,500	1,000	0.49	
Utilities and Communication	1,103,102	301,300	301,300	0	0.00	
Professional Fees and Services	1,613,915	3,183,000	3,183,000	0	0.00	
Supplies/Materials/Operating Expenses	308,420	753,400	703,400	(50,000)	(6.64)	
Transportation Equipment Operations	38,608	11,100	11,100	0	0.00	
Grants and Benefits	646,079	4,102,000	3,007,000	(1,095,000)	(26.69)	
Other Equipment Purchases	45,015	345,000	280,000	(65,000)	(18.84)	
Miscellaneous	22,803	0	0	0	.....	
<b>TOTAL EXPENDITURES</b>	<b>7,072,399</b>	<b>12,992,428</b>	<b>12,386,000</b>	<b>(606,428)</b>	<b>(4.67)</b>	<b>12,386,000</b>
Total Number of Employees	38.88	48.50	50.50	2.00	4.12	

**OFFICE OF THE SECRETARY OF STATE**

	Actual 2022	Budgeted 2023	Requested 2024	Increase/(Decrease)		Governor's Recommendation 2024
				From Prior Year		
				Amount	Percent	
SOURCE OF FUNDS:						
Uniform Commercial Code	621,441	800,000	847,500	47,500	5.94	847,500
Corporations Fund	3,549,359	3,328,428	3,619,500	291,072	8.75	3,619,500
Electronic Voting Commission	0	6,000	6,000	0	0.00	6,000
Voter Registration Fund	216,863	200,000	200,000	0	0.00	200,000
Help America Vote Fund	1,462,183	7,095,000	6,000,000	(1,095,000)	(15.43)	6,000,000
Pew Charitable Grant Fund	22,803	0	0	0	.....	0
Farmers' Credit Protection Fund	368	63,000	63,000	0	0.00	63,000
Information Bulk Sales Fund	1,199,382	1,500,000	1,650,000	150,000	10.00	1,650,000
<b>Total Funds</b>	<b>7,072,399</b>	<b>12,992,428</b>	<b>12,386,000</b>	<b>(606,428)</b>	<b>(4.67)</b>	<b>12,386,000</b>

AGENCY DESCRIPTION: Provides overall management for the office including contact with public, state, county, and city offices relating to all documents filed with this office. Serves as secretary of the Board of Adjustment and keeps records for this board. Certifies elections and performs various functions for boards of registrars. Receives and records all corporations that do business within the state. Receives and registers all land records and trademarks for the state. Handles all work related to the laws for uniform commercial codes.

**SECURITIES COMMISSION**

	Actual 2022	Budgeted 2023	Requested 2024	Increase/(Decrease)		Governor's Recommendation 2024
				From Prior Year		
				Amount	Percent	
Unencumbered Balance Brought Forward	23,370,864	26,687,687	23,936,739	(2,750,948)	(10.31)	23,936,739
<b>RECEIPTS:</b>						
State Funds:						
Industrial Revenue Bond Notification Fund	5,175	3,000	3,000	0	0.00	3,000
Securities Commission Fund	11,960,822	11,888,470	12,031,132	142,662	1.20	12,031,132
<b>TOTAL RECEIPTS</b>	<b>11,965,997</b>	<b>11,891,470</b>	<b>12,034,132</b>	<b>142,662</b>	<b>1.20</b>	<b>12,034,132</b>
<b>TOTAL AVAILABLE</b>	<b>35,336,861</b>	<b>38,579,157</b>	<b>35,970,871</b>	<b>(2,608,286)</b>	<b>(6.76)</b>	<b>35,970,871</b>
<b>LESS: EXPENDITURES</b>	<b>7,649,174</b>	<b>13,642,418</b>	<b>14,398,202</b>	<b>755,784</b>	<b>5.54</b>	<b>14,398,202</b>
<b>TRANSFER TO STATE GENERAL FUND</b>	<b>1,000,000</b>	<b>1,000,000</b>	<b>0</b>	<b>(1,000,000)</b>	<b>(100.00)</b>	<b>1,000,000</b>
<b>Balance Unencumbered</b>	<b>26,687,687</b>	<b>23,936,739</b>	<b>21,572,669</b>	<b>(2,364,070)</b>	<b>(9.88)</b>	<b>20,572,669</b>

SUMMARY BUDGET REQUEST

PROGRAMS AND PROGRAM FUNCTIONS

REGULATORY SERVICES PROGRAM

Securities Regulation Function	7,649,174	13,642,418	14,398,202	755,784	5.54	
<b>TOTAL</b>	<b>7,649,174</b>	<b>13,642,418</b>	<b>14,398,202</b>	<b>755,784</b>	<b>5.54</b>	
<b>TOTAL EXPENDITURES</b>	<b>7,649,174</b>	<b>13,642,418</b>	<b>14,398,202</b>	<b>755,784</b>	<b>5.54</b>	<b>14,398,202</b>

SECURITIES COMMISSION SUMMARY

Personnel Costs	4,296,611	6,678,156	7,059,865	381,709	5.72	
Employee Benefits	1,490,001	2,493,762	2,727,837	234,075	9.39	
Travel - In-State	34,383	80,000	80,000	0	0.00	
Travel - Out-of-State	34,941	100,000	100,000	0	0.00	
Repairs and Maintenance	1,679	30,000	30,000	0	0.00	
Rentals and Leases	892,389	875,000	995,000	120,000	13.71	
Utilities and Communication	128,687	175,000	195,000	20,000	11.43	
Professional Fees and Services	364,759	2,520,000	2,520,000	0	0.00	
Supplies/Materials/Operating Expenses	257,375	300,000	300,000	0	0.00	
Transportation Equipment Operations	62,776	80,000	80,000	0	0.00	
Grants and Benefits	38	500	500	0	0.00	
Transportation Equipment Purchases	0	160,000	160,000	0	0.00	
Other Equipment Purchases	85,535	150,000	150,000	0	0.00	
<b>TOTAL EXPENDITURES</b>	<b>7,649,174</b>	<b>13,642,418</b>	<b>14,398,202</b>	<b>755,784</b>	<b>5.54</b>	<b>14,398,202</b>
<b>Total Number of Employees</b>	<b>53.86</b>	<b>92.00</b>	<b>92.00</b>	<b>0.00</b>	<b>0.00</b>	

SOURCE OF FUNDS:

Securities Commission Fund	7,649,174	13,642,418	14,398,202	755,784	5.54	14,398,202
<b>Total Funds</b>	<b>7,649,174</b>	<b>13,642,418</b>	<b>14,398,202</b>	<b>755,784</b>	<b>5.54</b>	<b>14,398,202</b>

AGENCY DESCRIPTION: Processes the registration of dealers, agents, investment advisers, investment adviser representatives, and all securities to be offered for sale in Alabama.

**ALABAMA SECURITY REGULATORY BOARD**

	Actual 2022	Budgeted 2023	Requested 2024	Increase/(Decrease)		Governor's Recommendation 2024
				From Prior Year		
				Amount	Percent	
Unencumbered Balance Brought Forward	862,677	888,714	888,714	0	0.00	888,714
<b>RECEIPTS:</b>						
State Funds:						
Occupation License Fees	779,032	950,000	950,000	0	0.00	950,000
<b>TOTAL RECEIPTS</b>	<b>779,032</b>	<b>950,000</b>	<b>950,000</b>	<b>0</b>	<b>0.00</b>	<b>950,000</b>
<b>TOTAL AVAILABLE</b>	<b>1,641,709</b>	<b>1,838,714</b>	<b>1,838,714</b>	<b>0</b>	<b>0.00</b>	<b>1,838,714</b>
<b>LESS: EXPENDITURES</b>	<b>752,995</b>	<b>950,000</b>	<b>950,000</b>	<b>0</b>	<b>0.00</b>	<b>950,000</b>
Balance Unencumbered	888,714	888,714	888,714	0	0.00	888,714

SUMMARY BUDGET REQUEST

PROGRAMS AND PROGRAM FUNCTIONS

LICENSING, REGULATION AND ENFORCEMENT PROGRAM

Security Regulatory Board Function	752,995	950,000	950,000	0	0.00	
<b>TOTAL</b>	<b>752,995</b>	<b>950,000</b>	<b>950,000</b>	<b>0</b>	<b>0.00</b>	
<b>TOTAL EXPENDITURES</b>	<b>752,995</b>	<b>950,000</b>	<b>950,000</b>	<b>0</b>	<b>0.00</b>	<b>950,000</b>

ALABAMA SECURITY REGULATORY BOARD SUMMARY

Personnel Costs	31,965	65,000	71,944	6,944	10.68	
Employee Benefits	8,953	15,000	4,056	(10,944)	(72.96)	
Travel - In-State	13,416	30,000	30,000	0	0.00	
Travel - Out-of-State	0	15,000	15,000	0	0.00	
Rentals and Leases	1,847	8,000	8,000	0	0.00	
Utilities and Communication	10,276	15,000	15,000	0	0.00	
Professional Fees and Services	664,306	748,000	756,000	8,000	1.07	
Supplies/Materials/Operating Expenses	19,574	30,000	30,000	0	0.00	
Transportation Equipment Operations	0	20,000	20,000	0	0.00	
Other Equipment Purchases	2,658	4,000	0	(4,000)	(100.00)	
<b>TOTAL EXPENDITURES</b>	<b>752,995</b>	<b>950,000</b>	<b>950,000</b>	<b>0</b>	<b>0.00</b>	<b>950,000</b>
<b>Total Number of Employees</b>	<b>0.00</b>	<b>0.00</b>	<b>0.00</b>	<b>0.00</b>	<b>.....</b>	

SOURCE OF FUNDS:

Security Certification Fund	752,995	950,000	950,000	0	0.00	950,000
<b>Total Funds</b>	<b>752,995</b>	<b>950,000</b>	<b>950,000</b>	<b>0</b>	<b>0.00</b>	<b>950,000</b>

AGENCY DESCRIPTION: The Security Regulatory Board licenses, regulates and enforces laws regarding any security guards, armed security guards, or contract security companies providing private security services in the state.

**DEPARTMENT OF SENIOR SERVICES**

	Actual 2022	Budgeted 2023	Requested 2024	Increase/(Decrease)		Governor's Recommendation 2024
				From Prior Year		
				Amount	Percent	
Unencumbered Balance Brought Forward	10,439,495	12,157,962	9,252,579	(2,905,383)	(23.90)	9,252,579
<b>RECEIPTS:</b>						
<b>Federal and Local Funds:</b>						
AL Department of Medicaid	102,347,331	105,000,000	105,000,000	0	0.00	105,000,000
Local Contributions	55,227	86,000	86,000	0	0.00	86,000
U.S. Department of Health and Human Services	32,333,638	29,319,878	30,000,000	680,122	2.32	30,000,000
U.S. Department of Labor	1,183,937	1,500,000	1,500,000	0	0.00	1,500,000
Federal Stimulus Funds	3,450,153	5,780,869	5,756,594	(24,275)	(0.42)	5,756,594
<b>State Funds:</b>						
Alabama Senior Services Trust Fund (RSA)	1,306,803	1,200,000	1,200,000	0	0.00	1,200,000
Car Tag Receipts	2,313,561	900,000	900,000	0	0.00	900,000
State General Fund	7,580,328	10,192,986	16,242,505	6,049,519	59.35	13,389,462
State General Fund - Reversion Reappropriated	1,178,784	924,627	0	(924,627)	(100.00)	0
State General Fund - Transfer from 21st Century Fund	2,638,413	1,992,947	1,992,947	0	0.00	1,992,947
State General Fund - Supplemental Appropriation	1,000,000	0	0	0	.....	0
State General Fund - Retiree Bonus	0	9,357	0	(9,357)	(100.00)	0
State General Fund - Medicaid Waivered Services	23,664,856	24,031,809	25,876,957	1,845,148	7.68	27,649,126
State General Fund - Senior Rx Program	1,754,816	1,755,550	1,779,204	23,654	1.35	1,756,807
State General Fund - COLA	22,345	45,631	0	(45,631)	(100.00)	0
<b>TOTAL RECEIPTS</b>	<b>180,830,192</b>	<b>182,739,654</b>	<b>190,334,207</b>	<b>7,594,553</b>	<b>4.16</b>	<b>189,230,936</b>
<b>TOTAL AVAILABLE</b>	<b>191,269,687</b>	<b>194,897,616</b>	<b>199,586,786</b>	<b>4,689,170</b>	<b>2.41</b>	<b>198,483,515</b>
<b>LESS: EXPENDITURES</b>	<b>178,187,098</b>	<b>185,645,037</b>	<b>192,791,353</b>	<b>7,146,316</b>	<b>3.85</b>	<b>191,688,082</b>
<b>REVERSION TO STATE GENERAL FUND</b>	<b>924,627</b>	<b>0</b>	<b>0</b>	<b>0</b>	<b>.....</b>	<b>0</b>
<b>Balance Unencumbered</b>	<b>12,157,962</b>	<b>9,252,579</b>	<b>6,795,433</b>	<b>(2,457,146)</b>	<b>(26.56)</b>	<b>6,795,433</b>
<b><u>SUMMARY BUDGET REQUEST</u></b>						
<b>PROGRAMS AND PROGRAM FUNCTIONS</b>						
<b>PLANNING AND ADVOCACY FOR ELDERLY PROGRAM</b>						
Senior Assistance Programs Function	43,305,699	41,313,058	47,222,943	5,909,885	14.31	
State Independent Living Program Function	421,917	487,760	488,109	349	0.07	
ARPA Function	2,956,286	5,642,823	6,226,458	583,635	10.34	
COVID-19 Pandemic Function	1,095,980	602,502	0	(602,502)	(100.00)	
<b>TOTAL</b>	<b>47,779,882</b>	<b>48,046,143</b>	<b>53,937,510</b>	<b>5,891,367</b>	<b>12.26</b>	
<b>MEDICAID WAIVER SERVICES PROGRAM</b>						
Medicaid Waivered Services Function	126,005,673	133,828,842	135,081,692	1,252,850	0.94	
Medicaid Waiver - 21st Century Function	2,638,413	1,992,947	1,992,947	0	0.00	
<b>TOTAL</b>	<b>128,644,086</b>	<b>135,821,789</b>	<b>137,074,639</b>	<b>1,252,850</b>	<b>0.92</b>	
<b>ELDERLY MEDICATION PROGRAM</b>						
Elderly Medication Program Function	1,763,130	1,777,105	1,779,204	2,099	0.12	
<b>TOTAL</b>	<b>1,763,130</b>	<b>1,777,105</b>	<b>1,779,204</b>	<b>2,099</b>	<b>0.12</b>	
<b>TOTAL EXPENDITURES</b>	<b>178,187,098</b>	<b>185,645,037</b>	<b>192,791,353</b>	<b>7,146,316</b>	<b>3.85</b>	<b>191,688,082</b>

**DEPARTMENT OF SENIOR SERVICES**

	Actual 2022	Budgeted 2023	Requested 2024	Increase/(Decrease)		Governor's Recommendation 2024
				From Prior Year		
				Amount	Percent	
<b>DEPARTMENT OF SENIOR SERVICES SUMMARY</b>						
Personnel Costs	3,137,175	3,969,441	4,125,119	155,678	3.92	
Employee Benefits	1,171,890	1,462,767	1,683,986	221,219	15.12	
Travel - In-State	5,292	15,500	15,500	0	0.00	
Travel - Out-of-State	36,984	42,500	42,500	0	0.00	
Repairs and Maintenance	6,085	4,000	4,000	0	0.00	
Rentals and Leases	444,945	657,000	657,000	0	0.00	
Utilities and Communication	136,139	152,500	152,500	0	0.00	
Professional Fees and Services	3,311,235	3,819,400	3,819,400	0	0.00	
Supplies/Materials/Operating Expenses	119,140	160,000	160,000	0	0.00	
Transportation Equipment Operations	5,675	7,000	7,000	0	0.00	
Grants and Benefits	169,762,449	175,316,449	182,085,868	6,769,419	3.86	
Other Equipment Purchases	50,089	38,480	38,480	0	0.00	
<b>TOTAL EXPENDITURES</b>	<b>178,187,098</b>	<b>185,645,037</b>	<b>192,791,353</b>	<b>7,146,316</b>	<b>3.85</b>	<b>191,688,082</b>
Total Number of Employees	49.00	54.00	54.00	0.00	0.00	
<b>SOURCE OF FUNDS:</b>						
State General Fund	36,914,915	38,952,907	45,891,613	6,938,706	17.81	44,788,342
Federal and Other Funds	131,272,183	140,505,222	146,899,740	6,394,518	4.55	146,899,740
Federal and Other Funds - Reversion Reappropriated	10,000,000	6,186,908	0	(6,186,908)	(100.00)	0
<b>Total Funds</b>	<b>178,187,098</b>	<b>185,645,037</b>	<b>192,791,353</b>	<b>7,146,316</b>	<b>3.85</b>	<b>191,688,082</b>

AGENCY DESCRIPTION: Administers programs through grants and contracts funded by the Older Americans Act of 1965. Provides home and community-based services to Medicaid-eligible recipients. Provide economic assistance for Medicaid waived services.

**ALABAMA SICKLE CELL OVERSIGHT/REGULATORY COMMISSION**

	Actual 2022	Budgeted 2023	Requested 2024	Increase/(Decrease) From Prior Year		Governor's Recommendation 2024
				Amount	Percent	
Unencumbered Balance Brought Forward	0	0	0	0	.....	0
<b>RECEIPTS:</b>						
State Funds:						
Education Trust Fund	1,646,613	1,681,613	1,681,613	0	0.00	1,681,613
Education Trust Fund - Reversion Reappropriated	940	618	0	(618)	(100.00)	
<b>TOTAL RECEIPTS</b>	<b>1,647,553</b>	<b>1,682,231</b>	<b>1,681,613</b>	<b>(618)</b>	<b>(0.04)</b>	<b>1,681,613</b>
<b>TOTAL AVAILABLE</b>	<b>1,647,553</b>	<b>1,682,231</b>	<b>1,681,613</b>	<b>(618)</b>	<b>(0.04)</b>	<b>1,681,613</b>
<b>LESS: EXPENDITURES</b>	<b>1,646,935</b>	<b>1,682,231</b>	<b>1,681,613</b>	<b>(618)</b>	<b>(0.04)</b>	<b>1,681,613</b>
REVERSION TO EDUCATION TRUST FUND	618	0	0	0	.....	
Balance Unencumbered	0	0	0	0	.....	0
<b>SUMMARY BUDGET REQUEST</b>						
<b>PROGRAMS AND PROGRAM FUNCTIONS</b>						
<b>SUPPORT OF OTHER EDUCATION ACTIVITIES PROGRAM</b>						
Sickle Cell Education Function	1,646,935	1,682,231	1,681,613	(618)	(0.04)	
<b>TOTAL</b>	<b>1,646,935</b>	<b>1,682,231</b>	<b>1,681,613</b>	<b>(618)</b>	<b>(0.04)</b>	
<b>TOTAL EXPENDITURES</b>	<b>1,646,935</b>	<b>1,682,231</b>	<b>1,681,613</b>	<b>(618)</b>	<b>(0.04)</b>	<b>1,681,613</b>
<b>ALABAMA SICKLE CELL OVERSIGHT/REGULATORY COMMISSION SUMMARY</b>						
Travel - In- State	0	8,000	8,000	0	0.00	
Repairs and Maintenance	0	500	500	0	0.00	
Rentals and Leases	0	500	500	0	0.00	
Utilities and Communication	0	1,200	1,200	0	0.00	
Professional Fees and Services	26,295	49,391	48,773	(618)	(1.25)	
Supplies, Materials, and Operating Expenses	0	2,000	2,000	0	0.00	
Grants and Benefits	1,620,640	1,620,640	1,620,640	0	0.00	
<b>TOTAL EXPENDITURES</b>	<b>1,646,935</b>	<b>1,682,231</b>	<b>1,681,613</b>	<b>(618)</b>	<b>(0.04)</b>	<b>1,681,613</b>
Total Number of Employees	0.00	0.00	0.00	0.00	.....	
<b>SOURCE OF FUNDS:</b>						
Education Trust Fund	1,646,935	1,682,231	1,681,613	(618)	(0.04)	1,681,613
<b>Total Funds</b>	<b>1,646,935</b>	<b>1,682,231</b>	<b>1,681,613</b>	<b>(618)</b>	<b>(0.04)</b>	<b>1,681,613</b>

**AGENCY DESCRIPTION:** Insures the delivery of sickle cell services to affected persons in all counties in Alabama and assists in establishing geographical service delivery boundaries. Promulgates guidelines for creating uniformity in the delivery of services and the management of state-wide programs. Serves as the central administrative agency for all state-funded sickle cell programs.

**ALABAMA STATE BOARD OF SOCIAL WORK EXAMINERS**

	Actual 2022	Budgeted 2023	Requested 2024	Increase/(Decrease)		Governor's Recommendation 2024
				From Prior Year		
				Amount	Percent	
Unencumbered Balance Brought Forward	857,804	899,310	899,310	0	0.00	899,310
<b>RECEIPTS:</b>						
State Funds:						
Licensure, Renewal and Other Fees	396,238	402,200	451,337	49,137	12.22	451,337
<b>TOTAL RECEIPTS</b>	<b>396,238</b>	<b>402,200</b>	<b>451,337</b>	<b>49,137</b>	<b>12.22</b>	<b>451,337</b>
<b>TOTAL AVAILABLE</b>	<b>1,254,042</b>	<b>1,301,510</b>	<b>1,350,647</b>	<b>49,137</b>	<b>3.78</b>	<b>1,350,647</b>
<b>LESS: EXPENDITURES</b>	<b>354,732</b>	<b>402,200</b>	<b>451,337</b>	<b>49,137</b>	<b>12.22</b>	<b>451,337</b>
Balance Unencumbered	899,310	899,310	899,310	0	0.00	899,310

SUMMARY BUDGET REQUEST

PROGRAMS AND PROGRAM FUNCTIONS

PROFESSIONAL AND OCCUPATIONAL LICENSING AND REGULATION PROGRAM

Licensure and Regulation of Social Workers

Function	354,732	402,200	451,337	49,137	12.22	
<b>TOTAL</b>	<b>354,732</b>	<b>402,200</b>	<b>451,337</b>	<b>49,137</b>	<b>12.22</b>	
<b>TOTAL EXPENDITURES</b>	<b>354,732</b>	<b>402,200</b>	<b>451,337</b>	<b>49,137</b>	<b>12.22</b>	<b>451,337</b>

ALABAMA STATE BOARD OF SOCIAL WORK EXAMINERS SUMMARY

Personnel Costs	149,518	190,858	202,900	12,042	6.31	
Employee Benefits	52,218	74,464	86,380	11,916	16.00	
Travel - In-State	7,099	7,100	7,455	355	5.00	
Travel - Out-of-State	4,100	4,100	4,305	205	5.00	
Repairs and Maintenance	9,899	7,380	7,380	0	0.00	
Rentals and Leases	59,300	59,300	59,300	0	0.00	
Utilities and Communication	10,607	10,608	11,138	530	5.00	
Professional Fees and Services	47,500	33,619	60,908	27,289	81.17	
Supplies/Materials/Operating Expenses	6,291	6,571	6,571	0	0.00	
Other Equipment Purchases	8,200	8,200	5,000	(3,200)	(39.02)	
<b>TOTAL EXPENDITURES</b>	<b>354,732</b>	<b>402,200</b>	<b>451,337</b>	<b>49,137</b>	<b>12.22</b>	<b>451,337</b>
<b>Total Number of Employees</b>	<b>3.20</b>	<b>4.10</b>	<b>3.70</b>	<b>(0.40)</b>	<b>(9.76)</b>	

SOURCE OF FUNDS:

Alabama Board of Social Work Examiners Fund	354,732	402,200	451,337	49,137	12.22	451,337
<b>Total Funds</b>	<b>354,732</b>	<b>402,200</b>	<b>451,337</b>	<b>49,137</b>	<b>12.22</b>	<b>451,337</b>

AGENCY DESCRIPTION: Licenses and regulates social workers at three levels of licensure and one level for private practice certification. Protects the public by setting standards of qualifications, education, training, and experience for those who seek to engage in the practice of social work, promoting continuing education for practice enhancement, and requiring ethical conduct as prescribed in the Code of Ethics for social workers.



**SOIL AND WATER CONSERVATION COMMITTEE**

	Actual 2022	Budgeted 2023	Requested 2024	Increase/(Decrease)		Governor's Recommendation 2024
				From Prior Year		
				Amount	Percent	
Unencumbered Balance Brought Forward	921,786	1,099,791	1,099,791	0	0.00	1,099,791
<b>RECEIPTS:</b>						
<b>Federal and Local Funds:</b>						
Federal Funds	3,341,339	21,351,825	26,931,825	5,580,000	26.13	26,931,825
<b>State Funds:</b>						
Grant from AL Commission on Higher Education	2,350,675	2,593,175	2,993,175	400,000	15.43	2,993,175
Grant from AL Department of Environmental Management	37,500	55,000	75,000	20,000	36.36	75,000
Soil & Water Conservation - Special Revenue Reversion	0	1,092,447	0	(1,092,447)	(100.00)	0
Soil Classifiers Fund	3,075	6,000	6,000	0	0.00	6,000
Soil Classifiers Fund - Reversion	0	7,343	0	(7,343)	(100.00)	0
State General Fund	2,910,000	3,170,396	3,799,126	628,730	19.83	3,394,550
State General Fund - Reversion Reappropriated	188,892	370,699	0	(370,699)	(100.00)	0
State General Fund - Retiree Bonus	0	4,576	0	(4,576)	(100.00)	0
State General Fund - COLA	10,396	24,154	0	(24,154)	(100.00)	0
<b>TOTAL RECEIPTS</b>	<b>8,841,877</b>	<b>28,675,615</b>	<b>33,805,126</b>	<b>5,129,511</b>	<b>17.89</b>	<b>33,400,550</b>
<b>TOTAL AVAILABLE</b>	<b>9,763,663</b>	<b>29,775,406</b>	<b>34,904,917</b>	<b>5,129,511</b>	<b>17.23</b>	<b>34,500,341</b>
<b>LESS: EXPENDITURES</b>	<b>8,293,173</b>	<b>28,675,615</b>	<b>33,805,126</b>	<b>5,129,511</b>	<b>17.89</b>	<b>33,400,550</b>
<b>REVERSION TO STATE GENERAL FUND</b>	<b>370,699</b>	<b>0</b>	<b>0</b>	<b>0</b>	<b>.....</b>	<b>0</b>
Balance Unencumbered	1,099,791	1,099,791	1,099,791	0	0.00	1,099,791

SUMMARY BUDGET REQUEST

PROGRAMS AND PROGRAM FUNCTIONS

WATER RESOURCE DEVELOPMENT PROGRAM

Soil and Water Conservation Development						
Function	8,289,682	28,662,272	33,799,126	5,136,854	17.92	
<b>TOTAL</b>	<b>8,289,682</b>	<b>28,662,272</b>	<b>33,799,126</b>	<b>5,136,854</b>	<b>17.92</b>	

PROFESSIONAL AND OCCUPATIONAL LICENSING AND REGULATION PROGRAM

Soil and Water Conservation Development Fund	1,500	0	0	0	.....	
Registration of Soil Classifiers Function	1,991	13,343	6,000	(7,343)	(55.03)	
<b>TOTAL</b>	<b>3,491</b>	<b>13,343</b>	<b>6,000</b>	<b>(7,343)</b>	<b>(55.03)</b>	
<b>TOTAL EXPENDITURES</b>	<b>8,293,173</b>	<b>28,675,615</b>	<b>33,805,126</b>	<b>5,129,511</b>	<b>17.89</b>	<b>33,400,550</b>

SOIL AND WATER CONSERVATION COMMITTEE SUMMARY

Personnel Costs	485,317	557,305	582,812	25,507	4.58	
Employee Benefits	187,285	205,607	236,871	31,264	15.21	
Travel - In-State	21,056	53,200	46,000	(7,200)	(13.53)	
Travel - Out-of-State	31,965	102,400	79,000	(23,400)	(22.85)	
Repairs and Maintenance	10,617	26,093	40,000	13,907	53.30	
Rentals and Leases	6,004	102,000	108,000	6,000	5.88	
Utilities and Communication	15,914	22,000	40,000	18,000	81.82	
Professional Fees and Services	50,555	65,200	120,400	55,200	84.66	
Supplies/Materials/Operating Expenses	43,989	53,800	91,842	38,042	70.71	

**SOIL AND WATER CONSERVATION COMMITTEE**

	Actual 2022	Budgeted 2023	Requested 2024	Increase/(Decrease)		Governor's Recommendation 2024
				From Prior Year		
				Amount	Percent	
Transportation Equipment Operations	13,664	32,000	53,000	21,000	65.63	
Grants and Benefits	7,163,780	27,375,311	32,407,201	5,031,890	18.38	
Transportation Equipment Purchases	3,228	0	0	0	.....	
Other Equipment Purchases	258,014	80,699	0	(80,699)	(100.00)	
Miscellaneous	1,785	0	0	0	.....	
<b>TOTAL EXPENDITURES</b>	<b>8,293,173</b>	<b>28,675,615</b>	<b>33,805,126</b>	<b>5,129,511</b>	<b>17.89</b>	<b>33,400,550</b>
<b>Total Number of Employees</b>	<b>7.00</b>	<b>7.00</b>	<b>7.00</b>	<b>0.00</b>	<b>0.00</b>	
<b>SOURCE OF FUNDS:</b>						
State General Fund	2,738,589	3,569,825	3,799,126	229,301	6.42	3,394,550
Soil Classifiers Fund	3,490	13,343	6,000	(7,343)	(55.03)	6,000
Federal Funds	2,350,213	21,351,825	26,931,825	5,580,000	26.13	26,931,825
Grant From AL Commission of Higher Education	2,350,675	2,593,175	2,993,175	400,000	15.43	2,993,175
Grant From AL Department of Environmental Management	75,000	55,000	75,000	20,000	36.36	75,000
Soil and Water Conservation - Special Revenue - Reversion Reappropriated	775,206	1,092,447	0	(1,092,447)	(100.00)	0
<b>Total Funds</b>	<b>8,293,173</b>	<b>28,675,615</b>	<b>33,805,126</b>	<b>5,129,511</b>	<b>17.89</b>	<b>33,400,550</b>

**AGENCY DESCRIPTION:** Exercises a broad range of powers, duties, and functions associated with soil and water and other natural resource conservation and management. Offers assistance, facilitates an information exchange, coordinates programs, fosters cooperation, and disseminates information throughout the entire state to the various 335 district supervisors, which make up the 67 soil and water conservation districts statewide, and the various federal, state, and local agencies and groups involved in soil and water conservation activities.

**SPACE SCIENCE EXHIBIT COMMISSION**

	Actual 2022	Budgeted 2023	Requested 2024	Increase/(Decrease) From Prior Year		Governor's Recommendation 2024
				Amount	Percent	
Unencumbered Balance Brought Forward	623,680	623,680	623,680	0	0.00	623,680
<b>RECEIPTS:</b>						
<b>Federal Funds:</b>						
American Rescue Act Plan Act	374,125	625,875	0	625,875	100.00	0
Federal Grants	10,000,000	0	0	0	.....	0
<b>State Funds:</b>						
Admissions/Sales/Miscellaneous	43,416,266	37,274,560	40,797,500	3,522,940	9.45	40,797,500
Lodging Tax	1,802,000	1,800,000	2,000,000	200,000	11.11	2,000,000
Education Trust Fund	1,850,000	2,250,000	3,000,000	750,000	33.33	2,250,000
Education Trust Fund - Supplemental Appropriation	3,989,000	0	0	0	.....	0
<b>TOTAL RECEIPTS</b>	<b>61,431,391</b>	<b>41,950,435</b>	<b>45,797,500</b>	<b>3,847,065</b>	<b>9.17</b>	<b>45,047,500</b>
<b>TOTAL AVAILABLE</b>	<b>62,055,071</b>	<b>42,574,115</b>	<b>46,421,180</b>	<b>3,847,065</b>	<b>9.04</b>	<b>45,671,180</b>
<b>LESS: EXPENDITURES</b>	<b>61,431,391</b>	<b>41,950,435</b>	<b>45,797,500</b>	<b>3,847,065</b>	<b>9.17</b>	<b>45,047,500</b>
<b>Balance Unencumbered</b>	<b>623,680</b>	<b>623,680</b>	<b>623,680</b>	<b>0</b>	<b>0.00</b>	<b>623,680</b>
<b><u>SUMMARY BUDGET REQUEST</u></b>						
<b>PROGRAMS AND PROGRAM FUNCTIONS</b>						
<b>SPECIAL SERVICES PROGRAM</b>						
Other Financial Assistance Function	61,431,391	41,950,435	45,797,500	3,847,065	9.17	
<b>TOTAL</b>	<b>61,431,391</b>	<b>41,950,435</b>	<b>45,797,500</b>	<b>3,847,065</b>	<b>9.17</b>	
<b>TOTAL EXPENDITURES</b>	<b>61,431,391</b>	<b>41,950,435</b>	<b>45,797,500</b>	<b>3,847,065</b>	<b>9.17</b>	<b>45,047,500</b>
<b>SPACE SCIENCE EXHIBIT COMMISSION SUMMARY</b>						
Personnel Costs	12,837,000	16,033,285	18,000,000	1,966,715	12.27	
Employee Benefits	2,482,000	3,748,487	4,000,000	251,513	6.71	
Travel - In-State	1,982	2,568	2,500	(68)	(2.65)	
Travel - Out-of-State	56,018	150,000	150,000	0	0.00	
Repairs and Maintenance	1,976,000	2,364,189	2,500,000	135,811	5.74	
Rentals and Leases	389,000	408,066	425,000	16,934	4.15	
Utilities and Communication	1,501,000	1,845,413	2,000,000	154,587	8.38	
Professional Fees and Services	1,277,000	1,757,000	2,000,000	243,000	13.83	
Supplies/Materials/Operating Expenses	9,635,441	12,407,821	15,000,000	2,592,179	20.89	
Grants and Benefits	341,060	300,000	300,000	0	0.00	
Capital Outlay	28,671,434	2,568,606	300,000	(2,268,606)	(88.32)	
Transportation Equipment Purchases	60,000	0	40,000	40,000	.....	
Other Equipment Purchases	541,957	0	0	0	.....	
Debt Service	261,499	265,000	1,080,000	815,000	307.55	
Miscellaneous	1,400,000	100,000	0	(100,000)	(100.00)	
<b>TOTAL EXPENDITURES</b>	<b>61,431,391</b>	<b>41,950,435</b>	<b>45,797,500</b>	<b>3,847,065</b>	<b>9.17</b>	<b>45,047,500</b>
<b>Total Number of Employees</b>	<b>527.00</b>	<b>667.00</b>	<b>754.00</b>	<b>87.00</b>	<b>13.04</b>	
<b>SOURCE OF FUNDS:</b>						
Education Trust Fund	5,839,000	2,250,000	3,000,000	750,000	33.33	2,250,000

**SPACE SCIENCE EXHIBIT COMMISSION**

	Actual 2022	Budgeted 2023	Requested 2024	Increase/(Decrease)		Governor's Recommendation 2024
				From Prior Year		
				Amount	Percent	
Admissions/Sales/Miscellaneous	43,416,266	37,274,560	40,797,500	3,522,940	9.45	40,797,500
Lodging Tax	1,802,000	1,800,000	2,000,000	200,000	11.11	2,000,000
American Rescue Act Plan Act	374,125	625,875	0	(625,875)	(100.00)	0
Federal Grants	10,000,000	0	0	0	.....	0
<b>Total Funds</b>	<b>61,431,391</b>	<b>41,950,435</b>	<b>45,797,500</b>	<b>3,847,065</b>	<b>9.17</b>	<b>45,047,500</b>

AGENCY DESCRIPTION: Operates the U.S. Space Camp/Space Academy by the U.S. Space and Rocket Center's Educational Division. Provides sound program structure and curriculum materials which enhance and extend the science and math education trainees normally receive in school. Offers programs such as Space Camp for students in grades 4-6, a five-day program including the history of space exploration and simulated space shuttle missions; Aviation Challenge for students in grades 7-11, which includes land and water survival training and basic training in high-performance jet simulators; Space Academy for grades 10-12 and college freshmen, an eight-day program which allows trainees to experience in-depth training similar to that received by NASA flight crews and ground teams; Space Academy for educators, which is a five-day program offered in the summer to help teachers with curriculum and space science experiments for classroom use; and 4-H minicamps. Immerses students in a high-technology environment and challenges them to yield discoveries about space and aviation technology. Provides college credit through UAH for participants in the advanced program (Space Academy Level II) and three hours of graduate level credit in science or education through UAH for the Educator's Space Orientation course.

**BOARD OF EXAMINERS FOR SPEECH PATHOLOGY AND AUDIOLOGY**

	Actual 2022	Budgeted 2023	Requested 2024	Increase/(Decrease) From Prior Year		Governor's Recommendation 2024
				Amount	Percent	
Unencumbered Balance Brought Forward	680,637	781,551	781,551	0	0.00	781,551
<b>RECEIPTS:</b>						
State Funds:						
Speech-Language Pathology and Audiology						
Licensure Fees	349,064	300,293	329,478	29,185	9.72	329,478
<b>TOTAL RECEIPTS</b>	<b>349,064</b>	<b>300,293</b>	<b>329,478</b>	<b>29,185</b>	<b>9.72</b>	<b>329,478</b>
<b>TOTAL AVAILABLE</b>	<b>1,029,701</b>	<b>1,081,844</b>	<b>1,111,029</b>	<b>29,185</b>	<b>2.70</b>	<b>1,111,029</b>
<b>LESS: EXPENDITURES</b>	<b>248,150</b>	<b>300,293</b>	<b>329,478</b>	<b>29,185</b>	<b>9.72</b>	<b>329,478</b>
Balance Unencumbered	781,551	781,551	781,551	0	0.00	781,551
<b>SUMMARY BUDGET REQUEST</b>						
<b>PROGRAMS AND PROGRAM FUNCTIONS</b>						
<b>PROFESSIONAL AND OCCUPATIONAL LICENSING AND REGULATION PROGRAM</b>						
Licensure and Regulation of Speech Pathologists and Audiologists Function						
	248,150	300,293	329,478	29,185	9.72	
<b>TOTAL</b>	<b>248,150</b>	<b>300,293</b>	<b>329,478</b>	<b>29,185</b>	<b>9.72</b>	
<b>TOTAL EXPENDITURES</b>	<b>248,150</b>	<b>300,293</b>	<b>329,478</b>	<b>29,185</b>	<b>9.72</b>	<b>329,478</b>
<b>BOARD OF EXAMINERS FOR SPEECH-LANGUAGE PATHOLOGY AND AUDIOLOGY SUMMARY</b>						
Personnel Costs	106,086	105,700	117,292	11,592	10.97	
Employee Benefits	46,600	46,293	55,186	8,893	19.21	
Travel - In-State	15,271	21,500	21,500	0	0.00	
Travel - Out-of-State	4,292	14,000	21,000	7,000	50.00	
Repairs and Maintenance	496	4,800	1,500	(3,300)	(68.75)	
Rentals and Leases	20,100	21,000	21,000	0	0.00	
Utilities and Communication	5,782	12,000	12,000	0	0.00	
Professional Fees and Services	8,510	25,000	25,000	0	0.00	
Supplies/Materials/Operating Expenses	6,313	10,000	10,000	0	0.00	
Grants and Benefits	34,700	30,000	35,000	5,000	16.67	
Other Equipment Purchases	0	10,000	10,000	0	0.00	
<b>TOTAL EXPENDITURES</b>	<b>248,150</b>	<b>300,293</b>	<b>329,478</b>	<b>29,185</b>	<b>9.72</b>	<b>329,478</b>
<b>Total Number of Employees</b>	<b>2.00</b>	<b>2.00</b>	<b>2.00</b>	<b>0.00</b>	<b>0.00</b>	
<b>SOURCE OF FUNDS:</b>						
Speech-Language Pathology and Audiology Fund	248,150	300,293	329,478	29,185	9.72	329,478
<b>Total Funds</b>	<b>248,150</b>	<b>300,293</b>	<b>329,478</b>	<b>29,185</b>	<b>9.72</b>	<b>329,478</b>

**AGENCY DESCRIPTION:** Regulates the practice of speech pathology and audiology as per the Code of Alabama 1975, Section 34-28A-1, et seq. Includes granting of licenses to qualified applicants, registration of the individuals in clinical fellowship, providing programs of continuing education to licensed speech pathologists and audiologists, and investigating complaints regarding individuals who are not in compliance with the above named section of the Code.

**ALABAMA SUPERCOMPUTER AUTHORITY**

	Actual 2022	Budgeted 2023	Requested 2024	Increase/(Decrease)		Governor's Recommendation 2024
				From Prior Year		
				Amount	Percent	
Unencumbered Balance Brought Forward	4,205,684	6,006,810	6,006,810	0	0.00	6,006,810
<b>RECEIPTS:</b>						
<b>State Funds:</b>						
Supercomputer System Fund	4,744,182	7,000,000	7,000,000	0	0.00	7,000,000
Education Trust Fund - Transfer	16,411,231	19,432,955	23,932,955	4,500,000	23.16	22,444,873
Education Trust Fund - Transfer - Supplemental Appropriation	500,000	0	0	0	.....	0
<b>TOTAL RECEIPTS</b>	<b>21,655,413</b>	<b>26,432,955</b>	<b>30,932,955</b>	<b>4,500,000</b>	<b>17.02</b>	<b>29,444,873</b>
<b>TOTAL AVAILABLE</b>	<b>25,861,097</b>	<b>32,439,765</b>	<b>36,939,765</b>	<b>4,500,000</b>	<b>13.87</b>	<b>35,451,683</b>
<b>LESS: EXPENDITURES</b>	<b>19,854,287</b>	<b>26,432,955</b>	<b>30,932,955</b>	<b>4,500,000</b>	<b>17.02</b>	<b>29,444,873</b>
Balance Unencumbered	6,006,810	6,006,810	6,006,810	0	0.00	6,006,810
<b>SUMMARY BUDGET REQUEST</b>						
<b>PROGRAMS AND PROGRAM FUNCTIONS</b>						
<b>INFORMATION TECHNOLOGY SERVICES PROGRAM</b>						
Administration Function	3,546,187	7,569,855	7,569,855	0	0.00	
Data Management Systems Function	16,308,100	18,863,100	23,363,100	4,500,000	23.86	
<b>TOTAL</b>	<b>19,854,287</b>	<b>26,432,955</b>	<b>30,932,955</b>	<b>4,500,000</b>	<b>17.02</b>	
<b>TOTAL EXPENDITURES</b>	<b>19,854,287</b>	<b>26,432,955</b>	<b>30,932,955</b>	<b>4,500,000</b>	<b>17.02</b>	<b>29,444,873</b>
<b>ALABAMA SUPERCOMPUTER AUTHORITY SUMMARY</b>						
Personnel Costs	991,862	1,209,370	1,312,745	103,375	8.55	
Employee Benefits	334,349	401,786	469,001	67,215	16.73	
Travel - In-State	30,874	40,790	45,350	4,560	11.18	
Travel - Out-of-State	2,337	22,500	22,500	0	0.00	
Repairs and Maintenance	261,141	374,791	413,561	38,770	10.34	
Rentals and Leases	224,703	249,750	267,854	18,104	7.25	
Utilities and Communication	375,850	430,819	469,410	38,591	8.96	
Professional Fees and Services	16,772,619	19,713,465	24,227,253	4,513,788	22.90	
Supplies/Materials/Operating Expenses	137,884	180,368	186,805	6,437	3.57	
Transportation Equipment Operations	14,696	26,875	32,500	5,625	20.93	
Capital Outlay	688,798	3,680,691	3,435,476	(245,215)	(6.66)	
Transportation Equipment Purchases	0	55,000	0	(55,000)	(100.00)	
Other Equipment Purchases	19,174	46,750	50,500	3,750	8.02	
<b>TOTAL EXPENDITURES</b>	<b>19,854,287</b>	<b>26,432,955</b>	<b>30,932,955</b>	<b>4,500,000</b>	<b>17.02</b>	<b>29,444,873</b>
<b>Total Number of Employees</b>	<b>12.40</b>	<b>15.00</b>	<b>15.00</b>	<b>0.00</b>	<b>0.00</b>	
<b>SOURCE OF FUNDS:</b>						
Education Trust Fund - Transfer	16,911,231	19,432,955	23,932,955	4,500,000	23.16	22,444,873
Supercomputer System Fund	2,943,056	7,000,000	7,000,000	0	0.00	7,000,000
<b>Total Funds</b>	<b>19,854,287</b>	<b>26,432,955</b>	<b>30,932,955</b>	<b>4,500,000</b>	<b>17.02</b>	<b>29,444,873</b>

**AGENCY DESCRIPTION:** Operates a dedicated high-speed data network which connects Alabama universities and K-12 schools to Internet, the Information Superhighway, and to the Authority's supercomputer center in Huntsville.

## SURFACE MINING COMMISSION

	Actual 2022	Budgeted 2023	Requested 2024	Increase/(Decrease)		Governor's Recommendation 2024
				From Prior Year		
				Amount	Percent	
Unencumbered Balance Brought Forward	14,174,672	14,506,745	14,506,745	0	0.00	14,506,745
<b>RECEIPTS:</b>						
Federal and Local Funds:						
U.S. Department of Interior - OSM	1,569,318	1,766,137	1,921,844	155,707	8.82	1,921,844
State Funds:						
State General Fund - Transfer	711,634	715,944	715,000	(944)	(0.13)	725,291
State General Fund - Transfer - Retiree Bonus	0	1,623	0	(1,623)	(100.00)	0
State General Fund - Transfer - COLA	4,310	9,347	0	(9,347)	(100.00)	0
Bond Forfeiture/Reclamation Projects	0	2,000,000	24,420,500	22,420,500	1,121.03	7,000,000
Surface Mining Commission - Operations Fees	711,057	1,401,420	552,850	(848,570)	(60.55)	552,850
<b>TOTAL RECEIPTS</b>	<b>2,996,319</b>	<b>5,894,471</b>	<b>27,610,194</b>	<b>21,715,723</b>	<b>368.41</b>	<b>10,199,985</b>
<b>TOTAL AVAILABLE</b>	<b>17,170,991</b>	<b>20,401,216</b>	<b>42,116,939</b>	<b>21,715,723</b>	<b>106.44</b>	<b>24,706,730</b>
<b>LESS: EXPENDITURES</b>	<b>2,664,246</b>	<b>5,894,471</b>	<b>27,785,767</b>	<b>21,891,296</b>	<b>371.39</b>	<b>11,196,058</b>
Balance Unencumbered	14,506,745	14,506,745	14,331,172	(175,573)	(1.21)	13,510,672

### SUMMARY BUDGET REQUEST

#### PROGRAMS AND PROGRAM FUNCTIONS

##### INDUSTRIAL SAFETY AND ACCIDENT PREVENTION PROGRAM

Mine Safety Inspection Function	2,664,246	5,894,471	27,785,767	21,891,296	371.39	
<b>TOTAL</b>	<b>2,664,246</b>	<b>5,894,471</b>	<b>27,785,767</b>	<b>21,891,296</b>	<b>371.39</b>	
<b>TOTAL EXPENDITURES</b>	<b>2,664,246</b>	<b>5,894,471</b>	<b>27,785,767</b>	<b>21,891,296</b>	<b>371.39</b>	<b>11,196,058</b>

##### SURFACE MINING COMMISSION SUMMARY

Personnel Costs	1,553,006	1,888,814	2,037,327	148,513	7.86	
Employee Benefits	550,658	705,151	802,940	97,789	13.87	
Travel - In-State	14,505	22,000	22,500	500	2.27	
Travel - Out-of-State	2,000	7,500	8,800	1,300	17.33	
Repairs and Maintenance	2,480	7,200	8,200	1,000	13.89	
Rentals and Leases	185,661	152,429	153,500	1,071	0.70	
Utilities and Communication	23,915	21,500	29,700	8,200	38.14	
Professional Fees and Services	143,100	2,816,600	24,420,500	21,603,900	767.02	
Supplies/Materials/Operating Expenses	46,541	60,550	84,300	23,750	39.22	
Transportation Equipment Operations	57,319	68,228	77,000	8,772	12.86	
Transportation Equipment Purchases	78,245	108,000	97,000	(11,000)	(10.19)	
Other Equipment Purchases	6,816	36,499	44,000	7,501	20.55	
<b>TOTAL EXPENDITURES</b>	<b>2,664,246</b>	<b>5,894,471</b>	<b>27,785,767</b>	<b>21,891,296</b>	<b>371.39</b>	<b>11,196,058</b>
<b>Total Number of Employees</b>	<b>21.00</b>	<b>21.00</b>	<b>21.00</b>	<b>0.00</b>	<b>0.00</b>	

##### SOURCE OF FUNDS:

State General Fund - Transfer	715,944	726,914	715,000	(11,914)	(1.64)	725,291
U.S. Department of Interior - OSM	1,569,318	1,766,137	1,921,844	155,707	8.82	1,921,844

**SURFACE MINING COMMISSION**

	Actual 2022	Budgeted 2023	Requested 2024	Increase/(Decrease)		Governor's Recommendation 2024
				From Prior Year		
				Amount	Percent	
Surface Mining Commission - Operations Fees	314,484	1,401,420	1,548,923	147,503	10.53	1,548,923
Bond Forfeiture/Reclamation Projects	64,500	1,000,000	23,600,000	22,600,000	2,260.00	7,000,000
Bond Forfeiture/Reclamation Projects - Reversion						
Appropriated	0	1,000,000	0	(1,000,000)	(100.00)	0
<b>Total Funds</b>	<b>2,664,246</b>	<b>5,894,471</b>	<b>27,785,767</b>	<b>21,891,296</b>	<b>371.39</b>	<b>11,196,058</b>

AGENCY DESCRIPTION: Regulates the surface mining of coal and the surface effects of underground mining in the state by authority of Act 81-435, 1981 Regular Session, and Act 86-106, 1986 Regular Session.



**ALABAMA TAX TRIBUNAL**

	Actual 2022	Budgeted 2023	Requested 2024	Increase/(Decrease) From Prior Year		Governor's Recommendation 2024
				Amount	Percent	
Unencumbered Balance Brought Forward	1,017,048	1,163,048	69,434	(1,093,614)	(94.03)	69,434
<b>RECEIPTS:</b>						
State Funds:						
Alabama Tax Tribunal	990,650	1,040,059	1,257,957	217,898	20.95	1,257,957
<b>TOTAL RECEIPTS</b>	<b>990,650</b>	<b>1,040,059</b>	<b>1,257,957</b>	<b>217,898</b>	<b>20.95</b>	<b>1,257,957</b>
<b>TOTAL AVAILABLE</b>	<b>2,007,698</b>	<b>2,203,107</b>	<b>1,327,391</b>	<b>(875,716)</b>	<b>(39.75)</b>	<b>1,327,391</b>
<b>LESS: EXPENDITURES</b>	<b>844,650</b>	<b>2,133,673</b>	<b>1,257,957</b>	<b>(875,716)</b>	<b>(41.04)</b>	<b>1,257,957</b>
Balance Unencumbered	1,163,048	69,434	69,434	0	0.00	69,434
<b><u>SUMMARY BUDGET REQUEST</u></b>						
<b>PROGRAMS AND PROGRAM FUNCTIONS</b>						
<b>ADMINISTRATIVE SERVICES PROGRAM</b>						
Alabama Tax Tribunal Function	844,650	2,133,673	1,257,957	(875,716)	(41.04)	
<b>TOTAL</b>	<b>844,650</b>	<b>2,133,673</b>	<b>1,257,957</b>	<b>(875,716)</b>	<b>(0.4104)</b>	<b>0</b>
<b>TOTAL EXPENDITURES</b>	<b>844,650</b>	<b>2,133,673</b>	<b>1,257,957</b>	<b>(875,716)</b>	<b>(41.04)</b>	<b>1,257,957</b>
<b>ALABAMA TAX TRIBUNAL SUMMARY</b>						
Personnel Costs	511,222	621,817	768,517	146,700	23.59	
Employee Benefits	165,463	204,199	276,356	72,157	35.34	
Travel - In State	0	48,460	14,340	(34,120)	(70.41)	
Travel - Out-of-State	3,065	49,200	15,800	(33,400)	(67.89)	
Repairs and Maintenance	2,471	18,000	2,500	(15,500)	(86.11)	
Rentals and Leases	82,131	123,663	82,764	(40,899)	(33.07)	
Utilities and Communication	19,424	84,000	23,400	(60,600)	(72.14)	
Professional Fees and Services	26,512	121,451	45,230	(76,221)	(62.76)	
Supplies/Materials/Operating Expenses	17,070	769,883	22,050	(747,833)	(97.14)	
Transportation Equipment Operations	2,871	13,000	2,000	(11,000)	(84.62)	
Transportation Equipment Purchases	0	30,000	0	(30,000)	(100.00)	
Other Equipment Purchases	14,421	50,000	5,000	(45,000)	(90.00)	
<b>TOTAL EXPENDITURES</b>	<b>844,650</b>	<b>2,133,673</b>	<b>1,257,957</b>	<b>(875,716)</b>	<b>(41.04)</b>	<b>1,257,957</b>
<b>Total Number of Employees</b>	<b>7.00</b>	<b>6.00</b>	<b>7.00</b>	<b>1.00</b>	<b>16.67</b>	
<b>SOURCE OF FUNDS:</b>						
Alabama Tax Tribunal Fund	844,650	2,133,673	1,257,957	(875,716)	(41.04)	1,257,957
<b>Total Funds</b>	<b>844,650</b>	<b>2,133,673</b>	<b>1,257,957</b>	<b>(875,716)</b>	<b>(0.4104)</b>	<b>1,257,957</b>

**AGENCY DESCRIPTION:** The purpose of the Alabama Tax Tribunal is the increase public confidence in the fairness of the state tax system. The Tax Tribunal hears appeals of tax matters from the Department of Revenue as well as from certain participating counties and cities. The Tribunal replaces the Administrative Law Division and the Administrative Law Judge within the Department of Revenue. The Tribunal is separate and independent from the Department of Revenue.

**TENNESSEE-TOMBIGBEE WATERWAY DEVELOPMENT AUTHORITY**

	Actual 2022	Budgeted 2023	Requested 2024	Increase/(Decrease)		Governor's Recommendation 2024
				From Prior Year		
				Amount	Percent	
Unencumbered Balance Brought Forward	479,085	566,988	590,588	23,600	4.16	590,588
<b>RECEIPTS:</b>						
State Funds:						
State General Fund	105,000	105,000	135,000	30,000	28.57	105,000
Compact Contributions	340,014	290,000	290,000	0	0.00	290,000
<b>TOTAL RECEIPTS</b>	<b>445,014</b>	<b>395,000</b>	<b>425,000</b>	<b>30,000</b>	<b>7.59</b>	<b>395,000</b>
<b>TOTAL AVAILABLE</b>	<b>924,099</b>	<b>961,988</b>	<b>1,015,588</b>	<b>53,600</b>	<b>5.57</b>	<b>985,588</b>
<b>LESS: EXPENDITURES</b>	<b>357,111</b>	<b>371,400</b>	<b>397,400</b>	<b>26,000</b>	<b>0.07</b>	<b>367,400</b>
Balance Unencumbered	566,988	590,588	618,188	27,600	4.67	618,188
<u>SUMMARY BUDGET REQUEST</u>						
PROGRAMS AND PROGRAM FUNCTIONS						
WATER RESOURCE DEVELOPMENT PROGRAM						
Waterway Development Function	357,111	371,400	397,400	26,000	7.00	
TOTAL	357,111	371,400	397,400	26,000	7.00	
TOTAL EXPENDITURES	357,111	371,400	397,400	26,000	7.00	367,400
<b>TENNESSEE-TOMBIGBEE WATERWAY DEVELOPMENT AUTHORITY SUMMARY</b>						
Personnel Costs	165,947	174,000	190,000	16,000	9.20	
Employee Benefits	25,752	26,000	27,000	1,000	3.85	
Travel - In-State	8,122	9,000	9,000	0	0.00	
Travel - Out-of-State	69,300	75,000	80,000	5,000	6.67	
Repairs and Maintenance	12,499	12,500	13,000	500	4.00	
Rentals and Leases	2,900	2,900	2,900	0	0.00	
Utilities and Communication	17,804	18,500	19,000	500	2.70	
Professional Fees and Services	9,000	6,500	6,500	0	0.00	
Supplies, Materials and Operating Expenses	45,787	47,000	50,000	3,000	6.38	
<b>TOTAL EXPENDITURES</b>	<b>357,111</b>	<b>371,400</b>	<b>397,400</b>	<b>26,000</b>	<b>7.00</b>	<b>367,400</b>
Total Number of Employees	2.00	2.00	3.00	1.00	50.00	
<b>SOURCE OF FUNDS:</b>						
State General Fund	105,000	105,000	135,000	30,000	28.57	105,000
Compact Contributions	252,111	266,400	262,400	(4,000)	(1.50)	262,400
Total Funds	357,111	371,400	397,400	26,000	7.00	367,400

AGENCY DESCRIPTION: Devotes its resources toward promoting and marketing the Tenn-Tom and its economic and transportation benefits. Assists states, local communities, and private business in carrying out plans for development of the waterway without duplicating their efforts or responsibilities. Works closely with the federal agencies and Congress to ensure that the waterway is properly operated and maintained, which will cost about \$20 million annually in federal funds.

## ALABAMA TOURISM DEPARTMENT

	Actual 2022	Budgeted 2023	Requested 2024	Increase/(Decrease)		Governor's Recommendation 2024
				From Prior Year		
				Amount	Percent	
Unencumbered Balance Brought Forward	15,152,736	13,086,798	11,004,933	(2,081,865)	(15.91)	11,004,933
<b>RECEIPTS:</b>						
State Funds:						
Merchandise Sales (Gift Shop)	60,327	0	47,483	47,483	.....	47,483
State Lodgings Tax	25,791,869	23,847,000	26,039,350	2,192,350	9.19	26,039,350
State General Fund	6,104,437	6,204,437	6,204,437	0	0.00	5,929,437
State General Fund - Supplemental Appropriation	3,000,000	0	0	0	.....	0
<b>TOTAL RECEIPTS</b>	<b>34,956,633</b>	<b>30,051,437</b>	<b>32,291,270</b>	<b>2,239,833</b>	<b>7.45</b>	<b>32,016,270</b>
<b>TOTAL AVAILABLE</b>	<b>50,109,369</b>	<b>43,138,235</b>	<b>43,296,203</b>	<b>157,968</b>	<b>0.37</b>	<b>43,021,203</b>
<b>LESS: EXPENDITURES</b>	<b>37,022,571</b>	<b>32,133,302</b>	<b>37,226,953</b>	<b>5,093,651</b>	<b>15.85</b>	<b>36,951,953</b>
Balance Unencumbered	13,086,798	11,004,933	6,069,250	(4,935,683)	(44.85)	6,069,250
<b>SUMMARY BUDGET REQUEST</b>						
<b>PROGRAMS AND PROGRAM FUNCTIONS</b>						
<b>TOURISM AND TRAVEL PROMOTION PROGRAM</b>						
COVID-19 Pandemic Function	6,254	0	0	0	.....	
Tourism and Travel Function	37,016,317	32,133,302	37,226,953	5,093,651	15.85	
<b>TOTAL</b>	<b>37,022,571</b>	<b>32,133,302</b>	<b>37,226,953</b>	<b>5,093,651</b>	<b>15.85</b>	
<b>TOTAL EXPENDITURES</b>	<b>37,022,571</b>	<b>32,133,302</b>	<b>37,226,953</b>	<b>5,093,651</b>	<b>0.1585</b>	<b>36,951,953</b>
<b>ALABAMA TOURISM DEPARTMENT SUMMARY</b>						
Personnel Costs	2,857,349	3,583,834	3,789,702	205,868	5.74	
Employee Benefits	1,361,719	1,393,119	1,666,984	273,865	19.66	
Travel - In-State	75,346	45,000	50,000	5,000	11.11	
Travel - Out-of-State	106,954	105,000	120,750	15,750	15.00	
Repairs and Maintenance	7,663	50,000	50,000	0	0.00	
Rentals and Leases	543,604	650,000	650,000	0	0.00	
Utilities and Communication	174,928	300,000	300,000	0	0.00	
Professional Fees and Services	13,515,663	12,581,865	13,500,000	918,135	7.30	
Supplies/Materials/Operating Expenses	1,132,312	1,770,047	1,295,080	(474,967)	(26.83)	
Transportation Equipment Operations	25,755	100,000	100,000	0	0.00	
Grants and Benefits	17,081,626	11,204,437	15,704,437	4,500,000	40.16	
Transportation Equipment Purchases	62,914	100,000	0	(100,000)	(100.00)	
Other Equipment Purchases	76,738	250,000	0	(250,000)	(100.00)	
<b>TOTAL EXPENDITURES</b>	<b>37,022,571</b>	<b>32,133,302</b>	<b>37,226,953</b>	<b>5,093,651</b>	<b>15.85</b>	<b>36,951,953</b>
Total Number of Employees	65.80	66.00	66.00	0.00	0.00	
<b>SOURCE OF FUNDS:</b>						
State General Fund	9,104,437	6,204,437	6,204,437	0	0.00	5,929,437
Bureau of Tourism and Travel Fund	27,918,134	23,847,000	31,022,516	7,175,516	30.09	31,022,516
Bureau of Tourism and Travel-Reversion Reappropriated	0	2,081,865	0	(2,081,865)	(100.00)	0
<b>Total Funds</b>	<b>91,264,463.8</b>	<b>75,819,084</b>	<b>90,156,385</b>	<b>14,337,301</b>	<b>18.91</b>	<b>36,951,953</b>

**AGENCY DESCRIPTION:** Promotes Alabama as a travel and tourism destination through national advertising, public relations with one-on-one selling at travel shows and within state selling at Alabama welcome centers.

**DEPARTMENT OF TRANSPORTATION**

	Actual 2022	Budgeted 2023	Requested 2024	Increase/(Decrease)		Governor's Recommendation 2024
				From Prior Year		
				Amount	Percent	
Unencumbered Balance Brought Forward	442,176,390	509,480,041	488,208,536	(21,271,505)	(4.18)	488,208,536
Investments Balance	32,901,733	32,901,733	32,901,733	0	0.00	32,901,733
<b>RECEIPTS:</b>						
<b>Federal and Local Funds:</b>						
Rebuild Alabama - Federal Funds	25,411,834	0	0	0	.....	0
Federal Grants - Aeronautics	39,474,735	55,000,000	75,000,000	20,000,000	36.36	75,000,000
Federal Reimbursement - Capital Outlay	946,756,993	830,860,000	1,186,994,000	356,134,000	42.86	1,186,994,000
<b>State Funds:</b>						
Gas Tax Revenue	166,201,554	132,172,462	166,201,554	34,029,092	25.75	166,201,554
Diesel Tax Revenue	53,705,521	41,727,917	53,612,596	11,884,679	28.48	53,612,596
Battery Electric Registration 66.67%	320,298	339,204	339,204	0	0.00	339,204
Plug in Hybrid Registration 66.67%	44,581	38,483	38,483	0	0.00	38,483
Battery Electric Registration Remainder	0	37,500	37,500	0	0.00	37,500
Plug in Hybrid Registration Remainder	0	33,750	33,750	0	0.00	33,750
Other Participation	4,079,611	8,699,902	8,699,902	0	0.00	8,699,902
IFTA Taxes	3,154,854	2,677,883	2,677,883	0	0.00	2,677,883
Transfers	5,300	9,216	9,216	0	0.00	9,216
Aviation Fuel Tax	2,178,460	1,770,265	1,770,265	0	0.00	1,770,265
Logo Permits	1,737,835	1,742,250	1,742,250	0	0.00	1,742,250
Miscellaneous Fees	23,400	0	0	0	.....	0
State Programs	3,000,000	0	0	0	.....	0
Contractor Bid Fees	5,438	7,160	7,160	0	0.00	7,160
Gasoline Tax 4 Cents	45,949,858	46,292,160	45,949,858	(342,302)	(0.74)	45,949,858
Gasoline Tax 5 Cents	98,086,354	98,817,044	98,086,354	(730,690)	(0.74)	98,086,354
Highway Permit Fees	4,620,200	4,378,710	4,378,710	0	0.00	4,378,710
IFTA Decals	775,965	731,068	775,965	44,897	6.14	775,965
Industrial Access Income	353,765	105,979	105,979	0	0.00	105,979
Insurance Recoveries	2,892,549	0	0	0	.....	0
Inter-fund State Programs	9,283,048	0	0	0	.....	0
Lease of Oil and Gas Rights	23,171	0	0	0	.....	0
Liquefied Petroleum Gas Vehicle Permits	40,593	42,829	42,829	0	0.00	42,829
Lubricating Oil Tax	514,230	485,863	485,863	0	0.00	485,863
Miscellaneous - Public Road and Bridge	940,777	0	0	0	.....	0
Motor Carrier Mileage Tax	868,971	838,077	838,077	0	0.00	838,077
Motor Fuels Tax	48,270,165	43,479,486	43,479,486	0	0.00	43,479,486
Motor Vehicle Licenses	118,877,005	115,932,484	115,932,484	0	0.00	115,932,484
Other Motor Fuels Tax	109,624,073	107,791,045	107,791,045	0	0.00	107,791,045
Outdoor Advertising Permits	65,865	58,493	58,493	0	0.00	58,493
Petroleum Inspection Fees	43,953,652	43,924,151	43,924,151	0	0.00	43,924,151
Recyclable Materials	64,201	0	0	0	.....	0
Salvaged Equipment	1,024,430	0	0	0	.....	0
Other Participation	53,770,920	0	0	0	.....	0
Gasoline Excise Tax	78,562,603	79,148,719	77,844,667	(1,304,052)	(1.65)	77,844,667
Bond Proceeds	60,732,302	13,500,000	1,000,000	(12,500,000)	(92.59)	1,000,000
Compressed Liquefied Natural Gas	303,149	298,879	298,879	0	0.00	298,879
<b>TOTAL RECEIPTS</b>	<b>1,925,698,260</b>	<b>1,630,940,979</b>	<b>2,038,156,603</b>	<b>407,215,624</b>	<b>24.97</b>	<b>2,038,156,603</b>
<b>TOTAL AVAILABLE</b>	<b>2,400,776,383</b>	<b>2,173,322,753</b>	<b>2,559,266,872</b>	<b>385,944,119</b>	<b>17.76</b>	<b>2,559,266,872</b>

**DEPARTMENT OF TRANSPORTATION**

	Actual 2022	Budgeted 2023	Requested 2024	Increase/(Decrease)		Governor's Recommendation 2024
				From Prior Year		
				Amount	Percent	
LESS: EXPENDITURES	1,858,394,609	1,652,212,484	2,028,065,250	375,852,766	22.75	2,028,065,250
Investments Balance	32,901,733	32,901,733	32,901,733	0	0.00	32,901,733
Balance Unencumbered	509,480,041	488,208,536	498,299,889	10,091,353	2.07	498,299,889

SUMMARY BUDGET REQUEST

PROGRAMS AND PROGRAM FUNCTIONS

REBUILD ALABAMA PROGRAM

Rebuild Alabama Function	166,432,651	227,500,379	220,000,000	(7,500,379)	(3.30)	
<b>TOTAL</b>	<b>166,432,651</b>	<b>227,500,379</b>	<b>220,000,000</b>	<b>(7,500,379)</b>	<b>(3.30)</b>	

ELECTRIC TRANSPORTATION INFRASTRUCTURE  
GRANT PROGRAM

Electric Transportation Infrastructure Grant Function	0	71,250	71,250	0	0.00	
<b>TOTAL</b>	<b>0</b>	<b>71,250</b>	<b>71,250</b>	<b>0</b>	<b>0.00</b>	

SURFACE TRANSPORTATION IMPROVEMENTS PROGRAM

State Infrastructure Improvement Function	158,133,340	216,326,465	215,324,100	(1,002,365)	(0.46)	
State Infrastructure Preservation Function	848,009,016	554,531,546	712,020,877	157,489,331	28.40	
Industrial Access Improvement Function	2,789,259	11,000,000	11,000,000	0	0.00	
Local Government Infrastructure Assistance Function	274,776,714	282,260,047	432,767,758	150,507,711	53.32	
Non-Infrastructure Transportation Assistance Function	178,919,521	117,456,505	165,350,408	47,893,903	40.78	
Hurricane Sally September 2020 Function	117,777	0	0	0	.....	
<b>TOTAL</b>	<b>1,462,745,627</b>	<b>1,181,574,563</b>	<b>1,536,463,143</b>	<b>354,888,580</b>	<b>30.04</b>	

GENERAL ADMINISTRATION PROGRAM

State Infrastructure Preservation Function	108	0	0	0	.....	
Internal Program Support Function	133,027,522	131,941,292	139,205,857	7,264,565	5.51	
External Program Support Function	11,428,466	11,500,000	11,500,000	0	0.00	
Other Equipment Purchases Function	12,513,799	12,000,000	12,000,000	0	0.00	
Land and Buildings Improvement Function	418,148	9,000,000	9,000,000	0	0.00	
Legislatively Mandated Transfers Function	29,700,000	23,500,000	24,700,000	1,200,000	5.11	
Non-Programmatic Captive County Function	15,972	125,000	125,000	0	0.00	
COVID-19 Pandemic Function	197	0	0	0	.....	
<b>TOTAL</b>	<b>187,104,212</b>	<b>188,066,292</b>	<b>196,530,857</b>	<b>8,464,565</b>	<b>4.50</b>	

GENERAL AVIATION AND AERONAUTICS  
PROGRAM

Aeronautics Grants, Engineering and Administration Function	42,112,119	55,000,000	75,000,000	20,000,000	36.36	
<b>TOTAL</b>	<b>42,112,119</b>	<b>55,000,000</b>	<b>75,000,000</b>	<b>20,000,000</b>	<b>0.3636</b>	<b>0</b>

<b>TOTAL EXPENDITURES</b>	<b>1,858,394,609</b>	<b>1,652,212,484</b>	<b>2,028,065,250</b>	<b>375,852,766</b>	<b>0.676</b>	<b>0</b>
---------------------------	----------------------	----------------------	----------------------	--------------------	--------------	----------

DEPARTMENT OF TRANSPORTATION SUMMARY

Personnel Costs	119,516,373	140,814,661	143,232,757	2,418,096	1.72	
-----------------	-------------	-------------	-------------	-----------	------	--

**DEPARTMENT OF TRANSPORTATION**

	Actual 2022	Budgeted 2023	Requested 2024	Increase/(Decrease)		Governor's Recommendation 2024
				From Prior Year		
				Amount	Percent	
Employee Benefits	97,955,502	110,659,946	112,594,423	1,934,477	1.75	
Travel - In-State	2,195,458	4,985,902	4,360,902	(625,000)	(12.54)	
Travel - Out-of-State	100,570	212,176	203,401	(8,775)	(4.14)	
Repairs and Maintenance	54,891,071	71,496,758	66,551,000	(4,945,758)	(6.92)	
Rentals and Leases	40,226,544	41,094,099	45,124,099	4,030,000	9.81	
Utilities and Communication	10,648,447	9,783,942	10,194,220	410,278	4.19	
Professional Fees and Services	102,748,481	116,279,077	133,712,163	17,433,086	14.99	
Supplies/Materials/Operating Expenses	159,829,315	178,300,568	226,417,909	48,117,341	26.99	
Transportation Equipment Operations	8,619,160	6,577,000	7,354,956	777,956	11.83	
Grants and Benefits	81,500,569	68,275,278	122,095,508	53,820,230	78.83	
Capital Outlay	1,017,042,209	638,447,698	996,624,661	358,176,963	56.10	
Transportation Equipment Purchases	2,531,527	109,410,379	2,270,000	(107,140,379)	(97.93)	
Other Equipment Purchases	11,628,813	12,200,000	13,200,000	1,000,000	8.20	
Debt Services	3,000,000	3,000,000	3,000,000	0	0.00	
Miscellaneous	145,960,570	140,675,000	141,129,251	454,251	0.32	
<b>TOTAL EXPENDITURES</b>	<b>1,858,394,609</b>	<b>1,652,212,484</b>	<b>2,028,065,250</b>	<b>375,852,766</b>	<b>22.75</b>	<b>2,028,065,250</b>
Total Number of Employees	4,154.56	4,326.50	4,141.75	(184.75)	(4.27)	
<b>SOURCE OF FUNDS:</b>						
Bond Proceeds	60,732,302	13,500,000	6,000,000	(7,500,000)	(55.56)	6,000,000
Federal Reimbursement - Capital Outlay	1,021,534,859	804,060,000	1,186,994,000	382,934,000	47.63	1,186,994,000
Public Road and Bridge Fund	567,582,680	552,080,855	540,000,000	(12,080,855)	(2.19)	540,000,000
Federal Grants - Aeronautics	39,474,735	55,000,000	75,000,000	20,000,000	36.36	75,000,000
Airport Development Fund	2,637,385	0	0	0	.....	0
Federal Funds - Rebuild Alabama	6,700,000	6,700,000	6,700,000	0	0.00	6,700,000
State Funds - Rebuild Alabama	159,732,648	220,871,629	213,371,250	(7,500,379)	(3.40)	213,371,250
<b>Total Funds</b>	<b>1,858,394,609</b>	<b>1,652,212,484</b>	<b>2,028,065,250</b>	<b>375,852,766</b>	<b>22.75</b>	<b>2,028,065,250</b>

**AGENCY DESCRIPTION:** Maintenance - The objective of the State Maintenance program is to preserve the investment made in existing highway facilities, to provide continuing adequate levels of safety and convenience to highway users, and to conserve and protect the aesthetic and ecological features of the environment. Federal Aid Construction - Administer all Federal Aid Highway Funds made available to the State of Alabama. In meeting the overall objectives, funds are received for preliminary engineering, right of way acquisition, and construction. Division and District Supervision - Supports the total construction and maintenance activities of the department through various overhead functions within the nine geographic divisions of the department. The General Office Administration - Supports the total construction and maintenance activities of the department through various overhead function within the central office facilities in Montgomery.

Operations and Support Services - Consists of undistributed costs which are necessary for the department to function but not specifically related to another program function. Includes the cost of official state maps, insurance coverage for buildings, telephone cost, UPS freight, manufacture of tags and decals, transfer to the Revenue Department for administrative expense of the Motor Vehicle License Division, transfer to the State Personnel Department for personnel services and the salary support of qualified county engineers. Construction-Federal Aid Programs - Administers all Federal Aid Highway Funds made available to the State of Alabama, using those funds for preliminary engineering in planning and design and for right-of-way and for construction.

Construction-State Programs - Administers all state highway funds made available by the State Legislature, which will be used to construct projects which are not included in the Federal Aid Program. Captive County Health Insurance - Records the payments for health insurance for former Highway Department employees who went to work for the former captive counties after their release. Debt Service - Accumulates the cost of amortization of bond issues of the department.

Other Equipment Purchases - Records the purchases of various pieces of general equipment with a value of \$500 or more and a useful life of one year or more. Department Transfers - Transfers to Public Safety for traffic law enforcement equipment purchases. Aeronautics Administration - provides for the development, regulation, inspection, and licensing of airports and heliports in Alabama; provides engineering aid to airports and heliports, aeronautical aid to pilots, aircraft owners, and others interested in aviation; and promotes aviation and flying safety in the State of Alabama. Road Machinery and Equipment Purchases - Records the purchases of additions to the Department's Equipment Revolving and Replacement program. Rural Access Program - This program records the construction and maintenance activities on county roadways funded through motor fuel tax growth. Funding for this program has not been realized as anticipated.

**STATE TREASURER**

	Actual 2022	Budgeted 2023	Requested 2024	Increase/(Decrease)		Governor's Recommendation 2024
				From Prior Year		
				Amount	Percent	
Unencumbered Balance Brought Forward	2,886,685	1,220,182	694,682	(525,500)	(43.07)	694,682
<b>RECEIPTS:</b>						
State Funds:						
Treasury Operations Fund	2,271,404	3,906,544	4,166,194	259,650	6.65	4,166,194
College Education Savings Administrative Fund	335,979	400,472	407,786	7,314	1.83	407,786
Prepaid Affordable College Tuition Administrative Fund	104,356	525,000	500,000	(25,000)	(4.76)	500,000
<b>TOTAL RECEIPTS</b>	<b>2,711,739</b>	<b>4,832,016</b>	<b>5,073,980</b>	<b>241,964</b>	<b>5.01</b>	<b>5,073,980</b>
<b>TOTAL AVAILABLE</b>	<b>5,598,424</b>	<b>6,052,198</b>	<b>5,768,662</b>	<b>(283,536)</b>	<b>(4.68)</b>	<b>5,768,662</b>
LESS: EXPENDITURES	4,137,906	5,357,516	5,092,696	(264,820)	(4.94)	5,092,696
INVESTMENT ADJUSTMENTS	240,336	0	0	0	.....	0
Balance Unencumbered	1,220,182	694,682	675,966	(18,716)	(2.69)	675,966

SUMMARY BUDGET REQUEST

PROGRAMS AND PROGRAM FUNCTIONS

FISCAL MANAGEMENT PROGRAM

Treasury Administration Function	4,137,906	5,357,516	5,092,696	(264,820)	(4.94)	
<b>TOTAL</b>	<b>4,137,906</b>	<b>5,357,516</b>	<b>5,092,696</b>	<b>(264,820)</b>	<b>(0.0494)</b>	
<b>TOTAL EXPENDITURES</b>	<b>4,137,906</b>	<b>5,357,516</b>	<b>5,092,696</b>	<b>(264,820)</b>	<b>(0.0494)</b>	<b>5,092,696</b>

STATE TREASURER SUMMARY

Personnel Costs	1,899,007	2,355,429	2,348,005	(7,424)	(0.32)	
Employee Benefits	697,534	830,843	921,468	90,625	10.91	
Travel - In-State	5,408	13,250	13,000	(250)	(1.89)	
Travel - Out-of-State	15,608	21,300	21,600	300	1.41	
Repairs and Maintenance	10,664	13,000	13,500	500	3.85	
Rentals and Leases	281,760	333,500	335,000	1,500	0.45	
Utilities and Communication	148,307	173,500	176,500	3,000	1.73	
Professional Fees and Services	654,535	1,079,991	708,023	(371,968)	(34.44)	
Supplies/Materials/Operating Expenses	405,156	510,603	520,000	9,397	1.84	
Transportation Equipment Operations	4,178	5,500	5,500	0	0.00	
Grants and Benefits	0	100	100	0	0.00	
Other Equipment Purchases	15,749	20,500	30,000	9,500	46.34	
<b>TOTAL EXPENDITURES</b>	<b>4,137,906</b>	<b>5,357,516</b>	<b>5,092,696</b>	<b>(264,820)</b>	<b>(4.94)</b>	<b>5,092,696</b>
 Total Number of Employees	 31.75	 31.00	 31.00	 0.00	 0.00	

SOURCE OF FUNDS:

Safe Program Enforcement Fund	0	10,500	0	(10,500)	(100.00)	0
Prepaid Affordable College Tuition Fund	475,776	525,000	500,000	(25,000)	(4.76)	500,000
College Education Savings Administrative Fund	303,893	400,472	410,000	9,528	2.38	410,000
College Education Savings Administrative Fund - Reversion Reappropriated	0	15,000	0	(15,000)	(100.00)	0

**STATE TREASURER**

	Actual 2022	Budgeted 2023	Requested 2024	Increase/(Decrease)		Governor's Recommendation 2024
				From Prior Year		
				Amount	Percent	
Treasury Operations Fund	2,858,237	3,906,544	4,182,696	276,152	7.07	4,182,696
Treasury Operations Fund - Reversion Reappropriated	500,000	500,000	0	(500,000)	(100.00)	0
<b>Total Funds</b>	<b>4,137,906</b>	<b>5,357,516</b>	<b>5,092,696</b>	<b>(264,820)</b>	<b>(4.94)</b>	<b>5,092,696</b>

AGENCY DESCRIPTION: Makes such reports as are required by the Constitution and gives information in writing to the Legislature or to the Governor when required. Receives all revenue due the state, verifies, endorses and microfilms all items and deposits in the various depositories. Takes all revenues and receipts, posts and maintains records of same and maintains records of all expenditures of public moneys. Performs the functions and duties now authorized by law with respect to state depositories, including the execution of contracts with each depository; verification and safekeeping of securities securing each deposit; daily review and analysis of deposit balances with any available access funds being invested; monthly billing of interest on time deposits; opening accounts and posting and performing monthly reconciling of Treasurer's depository balances. Pays all warrants duly executed by the State Comptroller upon determination that there is sufficient money for the payment thereof; processes and maintains custody of warrants according to statutory requirements; furnishes list of outstanding warrants monthly to State Comptroller, as required by law and implements any necessary changes. Maintains custody of and keeps safe all moneys, bonds, mortgages and other securities required by law to be deposited with the Treasurer by any bank, trust company, insurance company, highway contractor or other person or corporation. Distributes monthly gasoline tax receipts to cities and counties. Administers the Wallace Linked Deposit Program, Wallace-Folsom Prepaid Affordable College Tuition Program, Unclaimed Property Program, and the SAFE Program.



**UNDERGROUND AND ABOVEGROUND STORAGE TRUST FUND MANAGEMENT BOARD**

	Actual 2022	Budgeted 2023	Requested 2024	Increase/(Decrease) From Prior Year		Governor's Recommendation 2024
				Amount	Percent	
Unencumbered Balance Brought Forward	100,962	4,608	4,608	0	0.00	4,608
<b>RECEIPTS:</b>						
State Funds:						
Underground and Aboveground Storage						
Tank Trust Fund	0	150,000	150,000	0	0.00	150,000
<b>TOTAL RECEIPTS</b>	<b>0</b>	<b>150,000</b>	<b>150,000</b>	<b>0</b>	<b>0.00</b>	<b>150,000</b>
<b>TOTAL AVAILABLE</b>	<b>100,962</b>	<b>154,608</b>	<b>154,608</b>	<b>0</b>	<b>0.00</b>	<b>154,608</b>
<b>LESS: EXPENDITURES</b>	<b>96,354</b>	<b>150,000</b>	<b>150,000</b>	<b>0</b>	<b>0.00</b>	<b>150,000</b>
Balance Unencumbered	4,608	4,608	4,608	0	0.00	4,608
<u>SUMMARY BUDGET REQUEST</u>						
PROGRAMS AND PROGRAM FUNCTIONS						
ADMINISTRATION OF STORAGE TANK TRUST FUND MANAGEMENT BOARD						
Water Quality Control Function	96,354	150,000	150,000	0	0.00	
<b>TOTAL</b>	<b>96,354</b>	<b>150,000</b>	<b>150,000</b>	<b>0</b>	<b>0.00</b>	
<b>TOTAL EXPENDITURES</b>	<b>96,354</b>	<b>150,000</b>	<b>150,000</b>	<b>0</b>	<b>0.00</b>	<b>150,000</b>
UNDERGROUND AND ABOVEGROUND STORAGE TRUST FUND MANAGEMENT BOARD SUMMARY						
Professional Fees and Services	96,354	140,000	140,000	0	0.00	
Supplies/Materials/Operating Expenses	0	10,000	10,000	0	0.00	
<b>TOTAL EXPENDITURES</b>	<b>96,354</b>	<b>150,000</b>	<b>150,000</b>	<b>0</b>	<b>0.00</b>	<b>150,000</b>
Total Number of Employees	0.00	0.00	0.00	0.00	.....	
SOURCE OF FUNDS:						
Underground and Aboveground Storage Tank						
Trust Fund	96,354	150,000	150,000	0	0.00	150,000
<b>Total Funds</b>	<b>96,354</b>	<b>150,000</b>	<b>150,000</b>	<b>0</b>	<b>0.00</b>	<b>150,000</b>

AGENCY DESCRIPTION: Oversees the administration of the Underground and Aboveground Storage Tank Trust Fund.

**DEPARTMENT OF VETERANS AFFAIRS**

	Actual 2022	Budgeted 2023	Requested 2024	Increase/(Decrease) From Prior Year		Governor's Recommendation 2024
				Amount	Percent	
Unencumbered Balance Brought Forward	141,450,402	158,717,723	120,487,297	(38,230,426)	(24.09)	120,487,297
<b>RECEIPTS:</b>						
<b>Federal and Local Funds:</b>						
Alabama Veterans Assistance Fund	52,280,556	50,344,128	54,411,162	4,067,034	8.08	54,411,162
Veterans Home Trust Fund	40,654,330	43,512,925	67,917,280	24,404,355	56.09	67,917,280
State Fiscal Recovery Fund	0	10,000,000	0	(10,000,000)	(100.00)	0
<b>State Funds:</b>						
Education Trust Fund - Administration	2,618,866	2,689,831	3,143,996	454,165	16.88	2,730,364
Education Trust Fund - Student Financial Aid	65,000,000	63,961,470	60,000,000	(3,961,470)	(6.19)	59,800,000
Education Trust Fund - Supplemental Appropriation	1,000,000	0	0	0	.....	0
Education Trust Fund - Reversion Reappropriated	525,000	379,650	0	(379,650)	(100.00)	0
State General Fund	3,008,719	2,422,289	2,433,337	11,048	0.46	2,949,737
State General Fund - Reversion Reappropriated	485,188	282,647	0	(282,647)	(100.00)	0
State General Fund - Supplemental Appropriation	6,000,000	0	0	0	.....	0
State General Fund - Retiree Bonus	0	4,115	0	(4,115)	(100.00)	0
State General Fund - COLA	10,570	19,354	0	(19,354)	(100.00)	0
<b>TOTAL RECEIPTS</b>	<b>171,583,229</b>	<b>173,616,409</b>	<b>187,905,775</b>	<b>14,289,366</b>	<b>8.23</b>	<b>187,808,543</b>
<b>TOTAL AVAILABLE</b>	<b>313,033,631</b>	<b>332,334,132</b>	<b>308,393,072</b>	<b>(23,941,060)</b>	<b>(7.20)</b>	<b>308,295,840</b>
<b>LESS: EXPENDITURES</b>	<b>123,431,313</b>	<b>211,846,835</b>	<b>219,516,663</b>	<b>7,669,828</b>	<b>3.62</b>	<b>219,419,431</b>
<b>REVERSION TO EDUCATION TRUST FUND</b>	<b>30,601,948</b>	<b>0</b>	<b>0</b>	<b>0</b>	<b>.....</b>	<b>0</b>
<b>REVERSION TO STATE GENERAL FUND</b>	<b>282,647</b>	<b>0</b>	<b>0</b>	<b>0</b>	<b>.....</b>	<b>0</b>
<b>Balance Unencumbered</b>	<b>158,717,723</b>	<b>120,487,297</b>	<b>88,876,409</b>	<b>(31,610,888)</b>	<b>(26.24)</b>	<b>88,876,409</b>
<b><u>SUMMARY BUDGET REQUEST</u></b>						
<b>PROGRAMS AND PROGRAM FUNCTIONS</b>						
<b>HEALTHCARE PROGRAM</b>						
American Rescue Plan Act Function	0	10,000,000	0	(10,000,000)	(100.00)	
<b>TOTAL</b>	<b>0</b>	<b>10,000,000</b>	<b>0</b>	<b>(10,000,000)</b>	<b>(100.00)</b>	
<b>CAPITAL OUTLAY PROGRAM</b>						
5th State Veterans Home Function	6,000,000	3,000,000	20,000,000	17,000,000	566.67	
<b>TOTAL</b>	<b>6,000,000</b>	<b>3,000,000</b>	<b>20,000,000</b>	<b>17,000,000</b>	<b>566.67</b>	
<b>STUDENT FINANCIAL AID PROGRAM</b>						
Veterans' Education Benefits Function	34,577,703	64,161,470	60,000,000	(4,161,470)	(6.49)	
<b>TOTAL</b>	<b>34,577,703</b>	<b>64,161,470</b>	<b>60,000,000</b>	<b>(4,161,470)</b>	<b>(6.49)</b>	
<b>ADMINISTRATION OF VETERANS AFFAIRS PROGRAM</b>						
Agency Administration Function	11,843,587	13,650,294	12,786,520	(863,774)	(6.33)	
<b>TOTAL</b>	<b>11,843,587</b>	<b>13,650,294</b>	<b>12,786,520</b>	<b>(863,774)</b>	<b>(0.0633)</b>	
<b>VETERANS' HOME PROGRAM</b>						
Veterans Home Administration - Bill Nichols Function	13,318,863	21,725,201	24,168,215	2,443,014	11.25	
Veterans Home Administration - Bay Minette Function	15,098,982	21,210,682	24,292,605	3,081,923	14.53	

**DEPARTMENT OF VETERANS AFFAIRS**

	Actual 2022	Budgeted 2023	Requested 2024	Increase/(Decrease)		Governor's Recommendation 2024
				From Prior Year		
				Amount	Percent	
Veterans Home Administration - Huntsville Function	13,441,357	21,950,349	25,771,070	3,820,721	17.41	
Veterans Home Administration - Pell City Function	21,904,090	28,779,486	33,761,980	4,982,494	17.31	
COVID-19 Pandemic Function	6,578,647	0	0	0	.....	
Veterans Home Administration - Enterprise City Function	0	26,341,290	17,712,407	(8,628,883)	(32.76)	
<b>TOTAL</b>	<b>70,341,939</b>	<b>120,007,008</b>	<b>125,706,277</b>	<b>5,699,269</b>	<b>4.75</b>	

**VETERANS CEMETERY PROGRAM**

Spanish Fort Cemetery Function	668,084	1,028,063	1,023,866	(4,197)	(0.41)	
<b>TOTAL</b>	<b>668,084</b>	<b>1,028,063</b>	<b>1,023,866</b>	<b>(4,197)</b>	<b>(0.41)</b>	
<b>TOTAL EXPENDITURES</b>	<b>123,431,313</b>	<b>211,846,835</b>	<b>219,516,663</b>	<b>7,669,828</b>	<b>4.5819</b>	<b>219,419,431</b>

**DEPARTMENT OF VETERANS AFFAIRS SUMMARY**

Personnel Costs	5,759,845	7,627,373	8,138,024	510,651	6.69	
Employee Benefits	2,667,400	3,438,749	4,094,961	656,212	19.08	
Travel - In-State	113,152	182,866	213,117	30,251	16.54	
Travel - Out-of-State	10,788	33,734	33,734	0	0.00	
Repairs and Maintenance	697,057	4,125,919	2,533,174	(1,592,745)	(38.60)	
Rentals and Leases	285,511	322,517	327,404	4,887	1.52	
Utilities and Communication	109,524	143,278	151,124	7,846	5.48	
Professional Fees and Services	69,212,808	97,009,185	116,577,275	19,568,090	20.17	
Supplies/Materials/Operating Expenses	409,482	1,953,850	768,850	(1,185,000)	(60.65)	
Transportation Equipment Operations	43,389	58,500	68,500	10,000	17.09	
Grants and Benefits	37,445,436	66,478,670	61,450,800	(5,027,870)	(7.56)	
Capital Outlay	6,000,000	19,000,000	20,000,000	1,000,000	5.26	
Transportation Equipment Purchases	169,530	175,000	195,000	20,000	11.43	
Other Equipment Purchases	507,391	11,297,194	4,964,700	(6,332,494)	(56.05)	
<b>TOTAL EXPENDITURES</b>	<b>123,431,313</b>	<b>211,846,835</b>	<b>219,516,663</b>	<b>7,669,828</b>	<b>3.62</b>	<b>219,419,431</b>
<b>Total Number of Employees</b>	<b>126.13</b>	<b>155.00</b>	<b>157.00</b>	<b>2.00</b>	<b>1.29</b>	

**SOURCE OF FUNDS:**

State General Fund	9,221,830	2,728,405	2,433,337	(295,068)	(10.81)	2,949,737
Education Trust Fund	38,541,918	67,030,951	63,143,996	(3,886,955)	(5.80)	62,530,364
State Fiscal Recovery Fund	0	10,000,000	0	(10,000,000)	(100.00)	0
Veterans Homes Trust Fund	38,064,792	44,008,621	68,308,646	24,300,025	55.22	68,308,646
Veterans Homes Trust Fund - Reversion Reappropriated	2,801,162	2,920,647	0	(2,920,647)	(100.00)	0
Veterans Assistance Fund	16,723,400	70,977,398	85,630,684	14,653,286	20.65	85,630,684
Veterans Assistance Fund - Reversion Reappropriated	18,078,211	14,180,813	0	(14,180,813)	(100.00)	0
<b>Total Funds</b>	<b>123,431,313</b>	<b>211,846,835</b>	<b>219,516,663</b>	<b>7,669,828</b>	<b>3.62</b>	<b>219,419,431</b>

**AGENCY DESCRIPTION:** Provides professional veterans affairs assistance throughout the state's 50 offices to the 377,000 living veterans and their dependents plus thousands of survivors. Administers the Alabama G.I. And Dependents Educational Benefits Act. Oversees the operations of the Bill Nichols, William F. Green, and Floyd E. "Tut" Fann, Col. Robert L. Howard State Veterans Homes and the Alabama State Veterans Memorial Cemetery at Spanish Fort.

**BOARD OF VETERINARY MEDICAL EXAMINERS**

	Actual 2022	Budgeted 2023	Requested 2024	Increase/(Decrease)		Governor's Recommendation 2024
				From Prior Year		
				Amount	Percent	
Unencumbered Balance Brought Forward	927,953	1,015,964	1,015,964	0	0.00	1,015,964
<b>RECEIPTS:</b>						
State Funds:						
Veterinary Medical License Fees and Fines	685,553	750,711	780,179	29,468	3.93	780,179
<b>TOTAL RECEIPTS</b>	<b>685,553</b>	<b>750,711</b>	<b>780,179</b>	<b>29,468</b>	<b>3.93</b>	<b>780,179</b>
<b>TOTAL AVAILABLE</b>	<b>1,613,506</b>	<b>1,766,675</b>	<b>1,796,143</b>	<b>29,468</b>	<b>1.67</b>	<b>1,796,143</b>
<b>LESS: EXPENDITURES</b>	<b>597,542</b>	<b>750,711</b>	<b>780,179</b>	<b>29,468</b>	<b>3.93</b>	<b>780,179</b>
Balance Unencumbered	1,015,964	1,015,964	1,015,964	0	0.00	1,015,964

SUMMARY BUDGET REQUEST

PROGRAMS AND PROGRAM FUNCTIONS

PROFESSIONAL AND OCCUPATIONAL LICENSING AND REGULATION PROGRAM

Licensure and Regulation of Veterinarians

Function	597,542	750,711	780,179	29,468	3.93	
<b>TOTAL</b>	<b>597,542</b>	<b>750,711</b>	<b>780,179</b>	<b>29,468</b>	<b>3.93</b>	
<b>TOTAL EXPENDITURES</b>	<b>597,542</b>	<b>750,711</b>	<b>780,179</b>	<b>29,468</b>	<b>3.93</b>	<b>780,179</b>

BOARD OF VETERINARY MEDICAL EXAMINERS SUMMARY

Personnel Costs	281,739	297,360	307,372	10,012	3.37	
Employee Benefits	115,686	121,984	141,440	19,456	15.95	
Travel - In-State	6,115	12,000	12,000	0	0.00	
Travel - Out-of-State	305	10,000	10,000	0	0.00	
Repairs and Maintenance	459	10,000	10,000	0	0.00	
Rentals and Leases	57,802	65,000	65,000	0	0.00	
Utilities and Communication	33,071	30,000	30,000	0	0.00	
Professional Fees and Services	60,823	115,367	115,367	0	0.00	
Supplies/Materials/Operating Expenses	21,609	25,000	25,000	0	0.00	
Transportation Equipment Operations	19,596	25,000	25,000	0	0.00	
Transportation Equipment Purchases	0	38,000	38,000	0	0.00	
Other Equipment Purchases	337	1,000	1,000	0	0.00	
<b>TOTAL EXPENDITURES</b>	<b>597,542</b>	<b>750,711</b>	<b>780,179</b>	<b>29,468</b>	<b>3.93</b>	<b>780,179</b>
<b>Total Number of Employees</b>	<b>5.05</b>	<b>5.00</b>	<b>5.00</b>	<b>0.00</b>	<b>0.00</b>	

SOURCE OF FUNDS:

Board of Veterinary Medical Examiners Fund	597,542	750,711	780,179	29,468	3.93	780,179
<b>Total Funds</b>	<b>597,542</b>	<b>750,711</b>	<b>780,179</b>	<b>29,468</b>	<b>3.93</b>	<b>780,179</b>

AGENCY DESCRIPTION: Administers all activities pertaining to the licensing and regulation of veterinarians and veterinary technicians in Alabama.

**ALABAMA WOMEN'S COMMISSION**

	Actual 2022	Budgeted 2023	Requested 2024	Increase/(Decrease)		Governor's Recommendation 2024
				From Prior Year		
				Amount	Percent	
Unencumbered Balance Brought Forward	23,800	27,886	27,886	0	0.00	27,886
<b>RECEIPTS:</b>						
State Funds:						
State General Fund - Transfer from ADECA	25,000	25,000	35,000	10,000	40.00	25,000
State General Fund - Reversion Reappropriated	0	4,511	0	(4,511)	(100.00)	0
Women's Commission Fund	5,174	35,460	35,000	(460)	(1.30)	35,000
<b>TOTAL RECEIPTS</b>	<b>30,174</b>	<b>64,971</b>	<b>70,000</b>	<b>5,029</b>	<b>7.74</b>	<b>60,000</b>
<b>TOTAL AVAILABLE</b>	<b>53,974</b>	<b>92,857</b>	<b>97,886</b>	<b>5,029</b>	<b>5.42</b>	<b>87,886</b>
<b>LESS: EXPENDITURES</b>	<b>21,577</b>	<b>64,971</b>	<b>70,000</b>	<b>5,029</b>	<b>7.74</b>	<b>60,000</b>
REVERSION TO STATE GENERAL FUND	4,511	0	0	0	.....	0
Balance Unencumbered	27,886	27,886	27,886	0	0.00	27,886

SUMMARY BUDGET REQUEST

PROGRAMS AND PROGRAM FUNCTIONS

EMPLOYMENT AND SOCIAL OPPORTUNITIES PROGRAM

Development and Employment Opportunity for

Women Function	21,577	64,971	70,000	5,029	7.74	
<b>TOTAL</b>	<b>21,577</b>	<b>64,971</b>	<b>70,000</b>	<b>5,029</b>	<b>7.74</b>	
<b>TOTAL EXPENDITURES</b>	<b>21,577</b>	<b>64,971</b>	<b>70,000</b>	<b>5,029</b>	<b>7.74</b>	<b>60,000</b>

ALABAMA WOMEN'S COMMISSION SUMMARY

Personnel Costs	11,295	24,460	24,000	(460)	(1.88)	
Employee Benefits	864	3,000	3,000	0	0.00	
Travel - In-State	185	1,000	2,000	1,000	100.00	
Rentals and Leases	79	0	0	0	.....	
Utilities and Communication	0	3,700	3,700	0	0.00	
Professional Fees and Services	1,258	15,000	15,000	0	0.00	
Supplies/Materials/Operating Expenses	421	3,300	3,300	0	0.00	
Grants and Benefits	7,475	14,511	19,000	4,489	30.94	
<b>TOTAL EXPENDITURES</b>	<b>21,577</b>	<b>64,971</b>	<b>70,000</b>	<b>5,029</b>	<b>7.74</b>	<b>60,000</b>
<b>Total Number of Employees</b>	<b>1.00</b>	<b>1.00</b>	<b>1.00</b>	<b>0.00</b>	<b>0.00</b>	

SOURCE OF FUNDS:

State General Fund - Transfer from ADECA	20,489	29,511	35,000	5,489	18.60	25,000
Women's Commission Fund	1,088	35,460	35,000	(460)	(1.30)	35,000
<b>Total Funds</b>	<b>21,577</b>	<b>64,971</b>	<b>70,000</b>	<b>5,029</b>	<b>7.74</b>	<b>60,000</b>

AGENCY DESCRIPTION: Acts as a networking resource for constituents, conducts public hearings on issues of interest to women, monitors legislation of particular concern to women, presents testimony at public hearings, and provides focus on issues affecting women. Maintains an office that includes a resource library with reference materials from other states and federal agencies and handles complaints or requests from women who need advice or referral on such subjects as day care, displaced homemakers, battered spouses, employment problems, legal rights, and child support/custody.

**ALABAMA WOMEN'S HALL OF FAME**

	Actual 2022	Budgeted 2023	Requested 2024	Increase/(Decrease) From Prior Year		Governor's Recommendation 2024
				Amount	Percent	
Unencumbered Balance Brought Forward	0	0	0	0	.....	0
<b>RECEIPTS:</b>						
State Funds:						
State General Fund	0	0	10,000	10,000	.....	
<b>TOTAL RECEIPTS</b>	<b>0</b>	<b>0</b>	<b>10,000</b>	<b>10,000</b>	<b>.....</b>	<b>0</b>
<b>TOTAL AVAILABLE</b>	<b>0</b>	<b>0</b>	<b>10,000</b>	<b>10,000</b>	<b>.....</b>	<b>0</b>
<b>LESS: EXPENDITURES</b>	<b>0</b>	<b>0</b>	<b>10,000</b>	<b>10,000</b>	<b>.....</b>	<b>10,000</b>
Balance Unencumbered	0	0	0	0	.....	(10,000)
<b><u>SUMMARY BUDGET REQUEST</u></b>						
<b>PROGRAMS AND PROGRAM FUNCTIONS</b>						
<b>LOCAL FINANCIAL ASSISTANCE PROGRAM</b>						
Historical Appreciation Function	0	0	10,000	10,000	.....	
<b>TOTAL</b>	<b>0</b>	<b>0</b>	<b>10,000</b>	<b>10,000</b>	<b>.....</b>	
<b>TOTAL EXPENDITURES</b>	<b>0</b>	<b>0</b>	<b>10,000</b>	<b>10,000</b>	<b>.....</b>	<b>10,000</b>
<b>ALABAMA WOMEN'S HALL OF FAME SUMMARY</b>						
Professional Services	0	0	5,000	5,000	.....	
Supplies/Materials/Operating Expenses	0	0	5,000	5,000	.....	
<b>TOTAL EXPENDITURES</b>	<b>0</b>	<b>0</b>	<b>10,000</b>	<b>10,000</b>	<b>.....</b>	<b>10,000</b>
Total Number of Employees	0.00	0.00	0.00	0.00	.....	
<b>SOURCE OF FUNDS:</b>						
State General Fund	0	0	10,000	10,000	.....	
<b>Total Funds</b>	<b>0</b>	<b>0</b>	<b>10,000</b>	<b>10,000</b>	<b>.....</b>	<b>0</b>

**AGENCY DESCRIPTION:** Recognizes those women native to or identified most closely with the State of Alabama who have made significant contributions on a state, nation, or international scale within their professional or personal fields of activity and concern.

**DEPARTMENT OF YOUTH SERVICES**

	Actual 2022	Budgeted 2023	Requested 2024	Increase/(Decrease)		Governor's Recommendation 2024
				From Prior Year		
				Amount	Percent	
Unencumbered Balance Brought Forward	24,943,822	20,718,212	20,718,212	0	0.00	20,718,212
Investments Balance Brought Forward	5,267,075	5,293,005	5,293,005	0	0.00	5,293,005
<b>RECEIPTS:</b>						
Federal and Local Funds:						
Federal Funds	14,773,924	14,773,924	14,773,924	0	0.00	14,773,924
State Funds:						
State General Fund - Transfer	5,704,537	5,704,537	6,704,537	1,000,000	17.53	6,204,537
State General Fund - Transfer - Diversion Program	1,000,000	1,000,000	1,000,000	0	0.00	1,000,000
Education Trust Fund - Transfer	57,602,741	58,492,655	65,692,655	7,200,000	12.31	62,155,215
Departmental Receipts	1,805,091	6,585,360	6,585,360	0	0.00	6,585,360
Children First Trust Fund	10,432,066	8,107,318	8,107,318	0	0.00	8,107,318
<b>TOTAL RECEIPTS</b>	<b>91,318,359</b>	<b>94,663,794</b>	<b>102,863,794</b>	<b>8,200,000</b>	<b>8.66</b>	<b>98,826,354</b>
<b>TOTAL AVAILABLE</b>	<b>121,529,256</b>	<b>120,675,011</b>	<b>128,875,011</b>	<b>8,200,000</b>	<b>6.80</b>	<b>124,837,571</b>
<b>LESS: EXPENDITURES</b>	<b>95,543,969</b>	<b>94,663,794</b>	<b>107,124,317</b>	<b>12,460,523</b>	<b>13.16</b>	<b>103,086,877</b>
<b>INVESTMENTS ADJUSTMENT</b>	<b>(25,930)</b>	<b>0</b>	<b>0</b>	<b>0</b>	<b>.....</b>	<b>0</b>
Investments Balance	5,293,005	5,293,005	5,293,005	0	0.00	5,293,005
Balance Unencumbered	20,718,212	20,718,212	16,457,689	(4,260,523)	(20.56)	16,457,689
<b>SUMMARY BUDGET REQUEST</b>						
<b>PROGRAMS AND PROGRAM FUNCTIONS</b>						
<b>CAPITAL OUTLAY PROGRAM</b>						
Meigs Campus Projects Function	2,000,000	0	0	0	.....	
<b>TOTAL</b>	<b>2,000,000</b>	<b>0</b>	<b>0</b>	<b>0</b>	<b>.....</b>	
<b>FINANCIAL ASSISTANCE PROGRAM</b>						
DYS School District Function	449,019	716,795	716,795	0	0.00	
DYS School District Education Trust Fund Function	7,789,715	8,164,973	8,734,902	569,929	6.98	
DYS Program ETF/GF Function	4,029	0	0	0	.....	
<b>TOTAL</b>	<b>8,242,763</b>	<b>8,881,768</b>	<b>9,451,697</b>	<b>569,929</b>	<b>6.42</b>	
<b>DIVERSION PROGRAM</b>						
Diversion Function	1,000,000	1,000,000	1,000,000	0	0.00	
<b>TOTAL</b>	<b>1,000,000</b>	<b>1,000,000</b>	<b>1,000,000</b>	<b>0</b>	<b>0.00</b>	
<b>YOUTH SERVICES PROGRAM</b>						
DYS Treatment Services Function	25,396,329	21,162,518	25,423,041	4,260,523	20.13	
Community Subsidy Function	7,587,279	7,587,289	7,587,289	0	0.00	
DYS Program Education Trust Fund Function	31,185	0	0	0	.....	
DYS Program ETF/GF Function	47,719,169	52,466,487	60,096,558	7,630,071	14.54	
COVID-19 Pandemic Function	1,512	0	0	0	.....	
<b>TOTAL</b>	<b>80,735,474</b>	<b>81,216,294</b>	<b>93,106,888</b>	<b>11,890,594</b>	<b>14.64</b>	
<b>COMMUNITY EDUCATIONAL PROGRAM</b>						
S.P.A.N. Program Function	3,565,732	3,565,732	3,565,732	0	0.00	
<b>TOTAL</b>	<b>3,565,732</b>	<b>3,565,732</b>	<b>3,565,732</b>	<b>0</b>	<b>0.00</b>	
<b>TOTAL EXPENDITURES</b>	<b>95,543,969</b>	<b>94,663,794</b>	<b>107,124,317</b>	<b>12,460,523</b>	<b>13.16</b>	<b>103,086,877</b>

**DEPARTMENT OF YOUTH SERVICES**

	Actual 2022	Budgeted 2023	Requested 2024	Increase/(Decrease)		Governor's Recommendation 2024
				From Prior Year		
				Amount	Percent	
<b>DEPARTMENT OF YOUTH SERVICES SUMMARY</b>						
Personnel Costs	18,693,971	21,432,258	22,092,220	659,962	3.08	
Employee Benefits	7,435,567	8,703,543	10,304,104	1,600,561	18.39	
Travel - In-State	62,519	63,428	65,928	2,500	3.94	
Travel - Out-of-State	32,645	22,500	25,000	2,500	11.11	
Repairs and Maintenance	2,180,863	1,750,000	1,750,000	0	0.00	
Rentals and Leases	234,821	258,500	258,500	0	0.00	
Utilities and Communication	1,499,086	1,489,500	1,489,500	0	0.00	
Professional Fees and Services	17,171,682	13,270,727	18,270,727	5,000,000	37.68	
Supplies/Materials/Operating Expenses	2,253,289	2,554,692	2,554,692	0	0.00	
Transportation Equipment Operations	465,119	588,000	588,000	0	0.00	
Grants and Benefits	42,235,614	42,852,230	48,052,230	5,200,000	12.13	
Capital Outlay	2,000,000	0	0	0	.....	
Transportation Equipment Purchases	137,374	150,000	350,000	200,000	133.33	
Other Equipment Purchases	1,141,419	1,528,416	1,323,416	(205,000)	(13.41)	
<b>TOTAL EXPENDITURES</b>	<b>95,543,969</b>	<b>94,663,794</b>	<b>107,124,317</b>	<b>12,460,523</b>	<b>13.16</b>	<b>103,086,877</b>
<b>Total Number of Employees</b>	<b>356.04</b>	<b>489.00</b>	<b>489.00</b>	<b>0.00</b>	<b>0.00</b>	
<b>SOURCE OF FUNDS:</b>						
State General Fund - Transfer	5,704,537	5,704,537	6,704,537	1,000,000	17.53	6,204,537
State General Fund - Transfer - Diversion Program	1,000,000	1,000,000	1,000,000	0	0.00	1,000,000
Education Trust Fund - Transfer	57,602,741	58,492,655	65,692,655	7,200,000	12.31	62,155,215
Special Revenue Fund	21,129,383	21,359,284	25,619,807	4,260,523	19.95	25,619,807
Children First Trust Fund	10,107,308	8,107,318	8,107,318	0	0.00	8,107,318
<b>Total Funds</b>	<b>95,543,969</b>	<b>94,663,794</b>	<b>107,124,317</b>	<b>12,460,523</b>	<b>13.16</b>	<b>103,086,877</b>

AGENCY DESCRIPTION: Youth Services: Provides comprehensive and coordinated statewide services and programs for the prevention of juvenile delinquency and the rehabilitation of delinquent youth. Youth Services Boot Camp: Provides financial assistance for community-operated boot camp programs to serve as an alternative for commitment to DYS. Youth Services School District: Provides education services for the youth committed by the juvenile courts to the Department of Youth Services. Provides education services for youth placed in other community-based educational programs.





# UNIVERSITIES



**UNIVERSITY OF ALABAMA**

	Actual 2022	Estimated 2023	Requested 2024	Increase/(Decrease)		Governor's Recommendation 2024
				From Prior Year		
				Amount	Percent	
<b><u>COMBINED FINANCIAL SUMMARY</u></b>						
Educational and General Beginning Balance	372,574,861	381,530,633	381,530,633	0	0.00	381,530,633
<b><u>REVENUES</u></b>						
Education Trust Fund - Operations & Maintenance	186,048,621	203,964,140	224,931,654	20,967,514	10.28	220,984,384
Education Trust Fund - Small Business						
Development Center	961,600	961,600	961,600	0	0.00	961,600
Education Trust Fund - Institute for						
Automotive Engineering	1,000,000	1,000,000	1,000,000	0	0.00	1,000,000
State Department of Education - In-Service Center	217,415	263,249	290,311	27,062	10.28	*
Federal Funds	147,256,861	111,450,000	128,167,500	16,717,500	15.00	128,167,500
Local Funds	1,325,529	1,500,000	1,500,000	0	0.00	1,500,000
Tuition and Fees	754,609,371	773,949,272	773,949,272	0	0.00	773,949,272
Other Sources - Miscellaneous	107,646,978	100,699,992	101,235,492	535,500	0.53	101,235,492
Education Trust Fund - Water Resource Center	1,360,000	1,360,000	1,360,000	0	0.00	1,360,000
Education Trust Fund - Rural Health Management	600,000	600,000	600,000	0	0.00	600,000
Education Trust Fund - Transportation Institute	5,000,000	5,000,000	5,000,000	0	0.00	5,000,000
Federal Funds - Other COVID-19 Appropriations	1,711,299	0	0	0	.....	0
Other State Funds - Equalization	33,244,748	32,000,000	32,320,000	320,000	1.00	32,320,000
<b>TOTAL REVENUES</b>	<b>1,240,982,422</b>	<b>1,232,748,253</b>	<b>1,271,315,829</b>	<b>38,567,576</b>	<b>3.13</b>	<b>1,267,078,248</b>
<b>TOTAL AVAILABLE</b>	<b>1,613,557,283</b>	<b>1,614,278,886</b>	<b>1,652,846,462</b>	<b>38,567,576</b>	<b>2.39</b>	<b>1,648,608,881</b>
Less						
<b>TOTAL EDUCATIONAL AND GENERAL EXPENDITURES</b>	<b>1,135,450,859</b>	<b>1,142,579,391</b>	<b>1,181,146,967</b>	<b>38,567,576</b>	<b>3.38</b>	<b>1,176,909,386</b>
<b><u>EDUCATIONAL AND GENERAL TRANSFERS (NET)</u></b>						
Mandatory	38,223,336	38,435,319	38,435,319	0	0.00	
Non-Mandatory	58,352,455	51,733,543	51,733,543	0	0.00	
<b>TOTAL EDUCATIONAL AND GENERAL TRANSFERS</b>	<b>96,575,791</b>	<b>90,168,862</b>	<b>90,168,862</b>	<b>0</b>	<b>0.00</b>	<b>90,168,862</b>
<b>TOTAL EDUCATIONAL AND GENERAL EXPENDITURES AND TRANSFERS</b>	<b>1,232,026,650</b>	<b>1,232,748,253</b>	<b>1,271,315,829</b>	<b>38,567,576</b>	<b>3.13</b>	<b>1,267,078,248</b>
<b>EDUCATIONAL AND GENERAL ENDING BALANCE</b>	<b>381,530,633</b>	<b>381,530,633</b>	<b>381,530,633</b>	<b>0</b>	<b>0.00</b>	<b>381,530,633</b>

\* Funding will be through the State Department of Education

**Educational and General Expenditures by Function**

Instruction	305,846,437	346,274,087	356,465,015	10,190,928	2.94
Research	118,047,717	86,596,735	97,700,007	11,103,272	12.82
Public Service	60,734,724	45,152,344	50,563,922	5,411,578	11.99
Academic Support	88,294,691	99,014,105	101,623,439	2,609,334	2.64
Student Services	54,795,759	53,239,048	54,676,794	1,437,746	2.70
Institutional Support	113,138,539	137,983,369	140,921,813	2,938,444	2.13

**UNIVERSITY OF ALABAMA**

	Actual 2022	Estimated 2023	Requested 2024	Increase/(Decrease) From Prior Year		Governor's Recommendation 2024
				Amount	Percent	
Operation & Maintenance of Physical Plant	92,652,066	89,026,484	93,902,758	4,876,274	5.48	
Scholarships and Fellowships	301,940,926	285,293,219	285,293,219	0	0.00	
<b>TOTAL EDUCATIONAL AND GENERAL EXPENDITURES BY FUNCTION</b>	<b>1,135,450,859</b>	<b>1,142,579,391</b>	<b>1,181,146,967</b>	<b>38,567,576</b>	<b>3.38</b>	<b>1,176,909,386</b>
<u>Educational and General Expenditures by Object</u>						
Salaries and Wages	469,658,852	507,914,240	523,898,040	15,983,800	3.15	
Employee Benefits	164,688,731	172,087,372	176,978,632	4,891,260	2.84	
Supplies and Expenses	164,400,414	159,725,987	177,418,503	17,692,516	11.08	
Equipment and Other Capital Assets	34,761,936	17,558,573	17,558,573	0	0.00	
Scholarships and Fellowships	301,940,926	285,293,219	285,293,219	0	0.00	
<b>TOTAL EDUCATIONAL AND GENERAL EXPENDITURES BY OBJECT</b>	<b>1,135,450,859</b>	<b>1,142,579,391</b>	<b>1,181,146,967</b>	<b>38,567,576</b>	<b>3.38</b>	<b>1,176,909,386</b>
<u>Auxiliary Enterprises</u>						
Auxiliary Beginning Balance	101,692,062	68,761,175	72,156,584	3,395,409	4.94	72,156,584
<u>AUXILIARY REVENUES</u>						
Sales and Services	235,812,382	220,011,464	228,745,919	8,734,455	3.97	
Other	4,309,951	2,084,298	2,117,045	32,747	1.57	
<b>TOTAL AUXILIARY REVENUES</b>	<b>240,122,333</b>	<b>222,095,762</b>	<b>230,862,964</b>	<b>8,767,202</b>	<b>3.95</b>	<b>230,862,964</b>
<b>TOTAL AVAILABLE AUXILIARY</b>	<b>341,814,395</b>	<b>290,856,937</b>	<b>303,019,548</b>	<b>12,162,611</b>	<b>4.18</b>	<b>303,019,548</b>
<u>Auxiliary Expenditures</u>						
Salaries and Wages	73,600,372	73,530,032	75,968,000	2,437,968	3.32	
Employee Benefits	18,318,512	16,444,995	17,122,847	677,852	4.12	
Supplies and Expenses	136,702,064	141,400,061	141,824,000	423,939	0.30	
Equipment and Other Capital Assets	8,601,270	0	0	0	.....	
<b>TOTAL AUXILIARY ENTERPRISES EXPENDITURES</b>	<b>237,222,218</b>	<b>231,375,088</b>	<b>234,914,847</b>	<b>3,539,759</b>	<b>1.53</b>	<b>234,914,847</b>
<u>AUXILIARY ENTERPRISES TRANSFERS (NET)</u>						
Mandatory:	38,426,149	39,084,431	39,084,431	0	0.00	
Non-Mandatory	(2,595,147)	(51,759,166)	(51,759,166)	0	0.00	
<b>TOTAL AUXILIARY TRANSFERS</b>	<b>35,831,002</b>	<b>(12,674,735)</b>	<b>(12,674,735)</b>	<b>0</b>	<b>0.00</b>	<b>(12,674,735)</b>
<b>TOTAL AUXILIARY EXPENDITURES AND TRANSFERS</b>	<b>273,053,220</b>	<b>218,700,353</b>	<b>222,240,112</b>	<b>3,539,759</b>	<b>1.62</b>	<b>222,240,112</b>
<b>TOTAL AUXILIARY ENDING BALANCE</b>	<b>68,761,175</b>	<b>72,156,584</b>	<b>80,779,436</b>	<b>8,622,852</b>	<b>11.95</b>	<b>80,779,436</b>
<u>PERSONNEL</u>						
Educational and General	7,319.33	7,459.71	7,459.71	0.00	0.00	
Auxiliary Enterprises	1,236.73	1,282.11	1,282.11	0.00	0.00	
<b>TOTAL PERSONNEL (excluding hospitals)</b>	<b>8,556.06</b>	<b>8,741.82</b>	<b>8,741.82</b>	<b>0.00</b>	<b>0.00</b>	

**UNRESTRICTED FINANCIAL SUMMARY**

**UNIVERSITY OF ALABAMA**

	Actual 2022	Estimated 2023	Requested 2024	Increase/(Decrease)		Governor's Recommendation 2024
				From Prior Year		
				Amount	Percent	
Educational and General Beginning Balance	278,632,394	287,588,166	287,588,166	0	0.00	
<u>REVENUES</u>						
Education Trust Fund - Operations & Maintenance	186,048,621	203,964,140	224,931,654	20,967,514	10.28	
Education Trust Fund - Small Business						
Development Center	961,600	961,600	961,600	0	0.00	
Education Trust Fund - Institute for						
Automotive Engineering	1,000,000	1,000,000	1,000,000	0	0.00	
State Department of Education - In- Service Center	217,415	263,249	290,311	27,062	10.28	
Federal Funds	25,794,785	0	0	0	.....	
Tuition and Fees	754,609,371	773,949,272	773,949,272	0	0.00	
Other Sources - Miscellaneous	68,854,215	82,850,992	82,850,992	0	0.00	
Education Trust Fund - Water Resource Center	1,360,000	1,360,000	1,360,000	0	0.00	
Education Trust Fund - Rural Health Management	600,000	600,000	600,000	0	0.00	
Education Trust Fund - Transportation Institute	5,000,000	5,000,000	5,000,000	0	0.00	
<b>TOTAL REVENUES</b>	<b>1,044,446,007</b>	<b>1,069,949,253</b>	<b>1,090,943,829</b>	<b>20,994,576</b>	<b>1.96</b>	
<b>TOTAL AVAILABLE</b>	<b>1,323,078,401</b>	<b>1,357,537,419</b>	<b>1,378,531,995</b>	<b>20,994,576</b>	<b>1.55</b>	
Less						
TOTAL EDUCATIONAL AND GENERAL EXPENDITURES	938,914,444	979,780,391	1,000,774,967	20,994,576	2.14	
<u>EDUCATIONAL AND GENERAL TRANSFERS (NET)</u>						
Mandatory	38,223,336	38,435,319	38,435,319	0	0.00	
Non-Mandatory	58,352,455	51,733,543	51,733,543	0	0.00	
<b>TOTAL EDUCATIONAL AND GENERAL TRANSFERS</b>	<b>96,575,791</b>	<b>90,168,862</b>	<b>90,168,862</b>	<b>0</b>	<b>0.00</b>	
<b>TOTAL EDUCATIONAL AND GENERAL EXPENDITURES AND TRANSFERS</b>	<b>1,035,490,235</b>	<b>1,069,949,253</b>	<b>1,090,943,829</b>	<b>20,994,576</b>	<b>1.96</b>	
<b>EDUCATIONAL AND GENERAL ENDING BALANCE</b>	<b>287,588,166</b>	<b>287,588,166</b>	<b>287,588,166</b>	<b>0</b>	<b>0.00</b>	
<u>Educational and General Expenditures by Function</u>						
Instruction	295,169,754	338,075,087	347,008,015	8,932,928	2.64	
Research	33,451,046	16,948,735	17,367,007	418,272	2.47	
Public Service	15,917,624	11,965,344	12,286,922	321,578	2.69	
Academic Support	86,045,623	96,709,105	98,964,439	2,255,334	2.33	
Student Services	53,352,838	52,289,048	53,580,794	1,291,746	2.47	
Institutional Support	112,993,957	137,768,369	140,673,813	2,905,444	2.11	
Operation & Maintenance of Physical Plant	92,416,403	88,981,484	93,850,758	4,869,274	5.47	
Scholarships and Fellowships	249,567,199	237,043,219	237,043,219	0	0.00	
<b>TOTAL EDUCATIONAL AND GENERAL EXPENDITURES BY FUNCTION</b>	<b>938,914,444</b>	<b>979,780,391</b>	<b>1,000,774,967</b>	<b>20,994,576</b>	<b>2.14</b>	

**UNIVERSITY OF ALABAMA**

	Actual 2022	Estimated 2023	Requested 2024	Increase/(Decrease)		Governor's Recommendation 2024
				From Prior Year		
				Amount	Percent	
<u>Educational and General Expenditures by Object</u>						
Salaries and Wages	414,497,475	454,124,240	468,381,040	14,256,800	3.14	
Employee Benefits	148,631,192	157,510,372	161,848,632	4,338,260	2.75	
Supplies and Expenses	97,573,074	119,292,987	121,692,503	2,399,516	2.01	
Equipment and Other Capital Assets	28,645,504	11,809,573	11,809,573	0	0.00	
Scholarships and Fellowships	249,567,199	237,043,219	237,043,219	0	0.00	
<b>TOTAL EDUCATIONAL AND GENERAL EXPENDITURES BY OBJECT</b>	<b>938,914,444</b>	<b>979,780,391</b>	<b>1,000,774,967</b>	<b>20,994,576</b>	<b>2.14</b>	
<u>PERSONNEL</u>						
Educational and General (excluding hospitals)	6,322.00	6,525.50	6,525.50	0.00	0.00	
Auxiliary Enterprises	1,236.73	1,282.11	1,282.11	0.00	0.00	
<b>TOTAL PERSONNEL</b>	<b>7,558.73</b>	<b>7,807.61</b>	<b>7,807.61</b>	<b>0.00</b>	<b>0.00</b>	
<u><b>RESTRICTED FINANCIAL SUMMARY</b></u>						
Educational and General Beginning Balance	93,942,467	93,942,467	93,942,467	0	0.00	
<u>REVENUES</u>						
Other State Funds - Equalization	33,244,748	32,000,000	32,320,000	320,000	1.00	
Federal Funds	121,462,076	111,450,000	128,167,500	16,717,500	15.00	
Local Funds	1,325,529	1,500,000	1,500,000	0	0.00	
Other Sources - Miscellaneous	38,792,763	17,849,000	18,384,500	535,500	3.00	
Federal Funds - Other COVID-19 Appropriations	1,711,299	0	0	0	.....	
<b>TOTAL REVENUES</b>	<b>196,536,415</b>	<b>162,799,000</b>	<b>180,372,000</b>	<b>17,573,000</b>	<b>10.79</b>	
<b>TOTAL AVAILABLE</b>	<b>290,478,882</b>	<b>256,741,467</b>	<b>274,314,467</b>	<b>17,573,000</b>	<b>6.84</b>	
Less						
<b>TOTAL EDUCATIONAL AND GENERAL EXPENDITURES</b>	<b>196,536,415</b>	<b>162,799,000</b>	<b>180,372,000</b>	<b>17,573,000</b>	<b>10.79</b>	
<u>EDUCATIONAL AND GENERAL TRANSFERS (NET)</u>						
<b>TOTAL EDUCATIONAL AND GENERAL EXPENDITURES AND TRANSFERS</b>	<b>196,536,415</b>	<b>162,799,000</b>	<b>180,372,000</b>	<b>17,573,000</b>	<b>10.79</b>	
<b>EDUCATIONAL AND GENERAL ENDING BALANCE</b>	<b>93,942,467</b>	<b>93,942,467</b>	<b>93,942,467</b>	<b>0</b>	<b>0.00</b>	
<u>Educational and General Expenditures by Function</u>						
Instruction	10,676,683	8,199,000	9,457,000	1,258,000	15.34	
Research	84,596,671	69,648,000	80,333,000	10,685,000	15.34	
Public Service	44,817,100	33,187,000	38,277,000	5,090,000	15.34	
Academic Support	2,249,068	2,305,000	2,659,000	354,000	15.36	
Student Services	1,442,921	950,000	1,096,000	146,000	15.37	
Institutional Support	144,582	215,000	248,000	33,000	15.35	
Operation & Maintenance of Physical Plant	235,663	45,000	52,000	7,000	15.56	
Scholarships and Fellowships	52,373,727	48,250,000	48,250,000	0	0.00	

**UNIVERSITY OF ALABAMA**

	Actual 2022	Estimated 2023	Requested 2024	Increase/(Decrease) From Prior Year		Governor's Recommendation 2024
				Amount	Percent	
TOTAL EDUCATIONAL AND GENERAL EXPENDITURES BY FUNCTION	196,536,415	162,799,000	180,372,000	17,573,000	10.79	
<u>Educational and General Expenditures by Object</u>						
Salaries and Wages	55,161,377	53,790,000	55,517,000	1,727,000	3.21	
Employee Benefits	16,057,539	14,577,000	15,130,000	553,000	3.79	
Supplies and Expenses	66,827,340	40,433,000	55,726,000	15,293,000	37.82	
Equipment and Other Capital Assets	6,116,432	5,749,000	5,749,000	0	0.00	
Scholarships and Fellowships	52,373,727	48,250,000	48,250,000	0	0.00	
TOTAL EDUCATIONAL AND GENERAL EXPENDITURES BY OBJECT	196,536,415	162,799,000	180,372,000	17,573,000	10.79	
<u>PERSONNEL</u>						
Educational and General	997.33	934.21	934.21	0.00	0.00	



**UNIVERSITY OF ALABAMA AT BIRMINGHAM**

	Actual 2022	Estimated 2023	Requested 2024	Increase/(Decrease)		Governor's Recommendation 2024
				From Prior Year		
				Amount	Percent	
<b><u>COMBINED FINANCIAL SUMMARY</u></b>						
Educational and General Beginning Balance	1,023,378,815	1,147,670,430	1,152,541,195	4,870,765	0.42	1,152,541,195
<b><u>REVENUES</u></b>						
Education Trust Fund - Operations & Maintenance	272,412,250	293,182,958	321,211,249	28,028,291	9.56	358,019,469
State Department of Education - In-Service Center	301,015	346,848	346,848	0	0.00	*
Other State Funds	12,408,097	11,746,061	11,746,061	0	0.00	11,746,061
Federal Funds	469,571,193	467,355,595	467,355,595	0	0.00	467,355,595
Local Funds	6,530,579	2,846,522	2,846,522	0	0.00	2,846,522
Tuition and Fees	337,336,681	345,366,622	345,366,622	0	0.00	345,366,622
Other Sources - Investment Income	(95,645,838)	74,989,570	74,989,570	0	0.00	74,989,570
Other Sources - Educational Sales and Services	66,563,265	53,598,789	53,598,789	0	0.00	53,598,789
Other Sources - Gifts and Grants	124,945,257	105,068,510	105,068,510	0	0.00	105,068,510
Other Sources - Miscellaneous	44,483,666	70,258,874	70,258,874	0	0.00	70,258,874
Education Trust Fund - Chauncey Sparks/ Mental Health	4,236,628	4,236,628	4,236,628	0	0.00	4,236,628
Education Trust Fund - High School Athletic Training Program	356,765	356,765	356,765	0	0.00	356,765
Education Trust Fund - UAB SOM-Central AL Regional Campus	500,000	500,000	500,000	0	.....	500,000
Education Trust Fund - Center for Diabetic Research	500,000	0	0	0	.....	0
Education Trust Fund - Center for Clinical and Transitional Sciences	500,000	500,000	500,000	0	0.00	500,000
Education Trust Fund - AL Drug Discovery Alliance	1,400,000	1,400,000	1,400,000	0	0.00	1,400,000
Education Trust Fund - Cancer Center	5,052,527	5,052,527	5,052,527	0	0.00	5,052,527
Education Trust Fund - Supplemental Appropriation	3,490,000	0	0	0	.....	0
Education Trust Fund - UAB School of Optometry	250,000	250,000	250,000	0	0.00	250,000
Education Trust Fund - Minority Dental Program	201,473	201,473	201,473	0	0.00	201,473
Education Trust Fund - Genome Alabama	2,000,000	2,000,000	2,000,000	0	0.00	2,000,000
Education Trust Fund - ALS Clinic	0	390,734	0	(390,734)	(100.00)	500,000
Education Trust Fund - Rural Hospital Resource Center	1,250,000	1,250,000	1,250,000	0	0.00	1,250,000
Federal Funds - Coronavirus Relief Fund	22,678,728	3,620,770	0	(3,620,770)	(100.00)	0
<b>TOTAL REVENUES</b>	<b>1,281,322,286</b>	<b>1,444,519,246</b>	<b>1,468,536,033</b>	<b>24,016,787</b>	<b>1.66</b>	<b>1,505,497,405</b>
<b>TOTAL AVAILABLE</b>	<b>2,304,701,101</b>	<b>2,592,189,676</b>	<b>2,621,077,228</b>	<b>28,887,552</b>	<b>1.11</b>	<b>2,658,038,600</b>
Less						
<b>TOTAL EDUCATIONAL AND GENERAL EXPENDITURES</b>	<b>1,157,030,671</b>	<b>1,439,648,481</b>	<b>1,467,676,769</b>	<b>28,028,288</b>	<b>1.95</b>	<b>1,505,497,405</b>
<b>TOTAL EDUCATIONAL AND GENERAL EXPENDITURES AND TRANSFERS</b>	<b>1,157,030,671</b>	<b>1,439,648,481</b>	<b>1,467,676,769</b>	<b>28,028,288</b>	<b>1.95</b>	<b>1,505,497,405</b>
<b>EDUCATIONAL AND GENERAL ENDING BALANCE</b>	<b>1,147,670,430</b>	<b>1,152,541,195</b>	<b>1,153,400,459</b>	<b>859,264</b>	<b>0.07</b>	<b>1,152,541,195</b>
* Funding will be through the State Department of Education						
<b><u>Educational and General Expenditures by Function</u></b>						
Instruction	226,206,875	298,185,205	306,745,044	8,559,839	2.87	

**UNIVERSITY OF ALABAMA AT BIRMINGHAM**

	Actual 2022	Estimated 2023	Requested 2024	Increase/(Decrease)		Governor's Recommendation 2024
				From Prior Year		
				Amount	Percent	
Research	318,125,744	357,553,949	357,646,442	92,493	0.03	
Public Service	108,909,959	135,569,755	138,145,555	2,575,800	1.90	
Academic Support	141,534,895	184,369,042	189,299,214	4,930,172	2.67	
Student Services	27,104,541	36,614,542	37,811,350	1,196,808	3.27	
Institutional Support	143,625,839	194,821,436	201,318,393	6,496,957	3.33	
Operation & Maintenance of Physical Plant	92,322,045	125,230,345	129,406,560	4,176,215	3.33	
Scholarships and Fellowships	99,200,773	107,304,207	107,304,207	0	0.00	
<b>TOTAL EDUCATIONAL AND GENERAL EXPENDITURES BY FUNCTION</b>	<b>1,157,030,671</b>	<b>1,439,648,481</b>	<b>1,467,676,765</b>	<b>28,028,284</b>	<b>1.95</b>	<b>1,505,497,405</b>
<u>Educational and General Expenditures by Object</u>						
Salaries and Wages	599,439,620	767,696,617	786,033,936	18,337,319	2.39	
Employee Benefits	166,918,357	213,908,777	219,041,618	5,132,841	2.40	
Supplies and Expenses	227,351,192	265,977,830	268,063,710	2,085,880	0.78	
Equipment and Other Capital Assets	64,120,729	84,761,050	87,233,298	2,472,248	2.92	
Scholarships and Fellowships	99,200,773	107,304,207	107,304,207	0	0.00	
<b>TOTAL EDUCATIONAL AND GENERAL EXPENDITURES BY OBJECT</b>	<b>1,157,030,671</b>	<b>1,439,648,481</b>	<b>1,467,676,769</b>	<b>28,028,288</b>	<b>1.95</b>	<b>1,505,497,405</b>
<u>Auxiliary Enterprises</u>						
Auxiliary Beginning Balance	0	(1)	(1)	0	0.00	(1)
<u>AUXILIARY REVENUES</u>						
Sales and Services	57,796,141	43,515,991	44,821,471	1,305,480	3.00	
<b>TOTAL AUXILIARY REVENUES</b>	<b>57,796,141</b>	<b>43,515,991</b>	<b>44,821,471</b>	<b>1,305,480</b>	<b>3.00</b>	<b>44,821,471</b>
<b>TOTAL AVAILABLE AUXILIARY</b>	<b>57,796,141</b>	<b>43,515,990</b>	<b>44,821,470</b>	<b>1,305,480</b>	<b>3.00</b>	<b>44,821,470</b>
<u>Auxiliary Expenditures</u>						
Salaries and Wages	10,912,424	13,296,386	13,643,635	347,249	2.61	
Employee Benefits	3,160,400	3,850,831	3,951,400	100,569	2.61	
Supplies and Expenses	26,948,225	32,835,418	33,692,950	857,532	2.61	
Equipment and Other Capital Assets	4,104	5,000	5,131	131	2.62	
<b>TOTAL AUXILIARY ENTERPRISES EXPENDITURES</b>	<b>41,025,153</b>	<b>49,987,635</b>	<b>51,293,116</b>	<b>1,305,481</b>	<b>2.61</b>	<b>51,293,116</b>
<u>AUXILIARY ENTERPRISES TRANSFERS (NET)</u>						
Mandatory	5,909,052	7,526,493	7,526,493	0	0.00	
Non-Mandatory	10,861,937	(13,998,137)	(13,998,137)	0	0.00	
<b>TOTAL AUXILIARY TRANSFERS</b>	<b>16,770,989</b>	<b>(6,471,644)</b>	<b>(6,471,644)</b>	<b>0</b>	<b>0.00</b>	<b>(6,471,644)</b>
<b>TOTAL AUXILIARY EXPENDITURES AND TRANSFERS</b>	<b>57,796,142</b>	<b>43,515,991</b>	<b>44,821,472</b>	<b>1,305,481</b>	<b>3.00</b>	<b>44,821,472</b>
<b>TOTAL AUXILIARY ENDING BALANCE</b>	<b>(1)</b>	<b>(1)</b>	<b>(2)</b>	<b>(1)</b>	<b>100.00</b>	<b>(2)</b>
<u>PERSONNEL</u>						
Educational and General	8,568.00	10,977.00	11,237.00	260.00	2.37	
Auxiliary Enterprises	176.00	216.00	220.00	4.00	1.85	
<b>TOTAL PERSONNEL (excluding hospitals)</b>	<b>8,744.00</b>	<b>11,193.00</b>	<b>11,457.00</b>	<b>264.00</b>	<b>2.36</b>	

**UNIVERSITY OF ALABAMA AT BIRMINGHAM**

	Actual 2022	Estimated 2023	Requested 2024	Increase/(Decrease) From Prior Year		Governor's Recommendation 2024
				Amount	Percent	
<b><u>UNRESTRICTED FINANCIAL SUMMARY</u></b>						
Educational and General Beginning Balance	474,681,018	598,972,632	600,222,629	1,249,997	0.21	
<b><u>REVENUES</u></b>						
Education Trust Fund - Operations & Maintenance	272,412,250	293,182,958	321,211,249	28,028,291	9.56	
State Department of Education - In-Service Center	301,015	346,848	346,848	0	0.00	
Federal Funds	130,043,971	98,000,000	98,000,000	0	0.00	
Tuition and Fees	337,336,681	345,366,622	345,366,622	0	0.00	
Other Sources - Investment Income	(59,302,819)	45,701,706	45,701,706	0	0.00	
Other Sources - Educational Sales and Services	66,242,769	53,598,789	53,598,789	0	0.00	
Other Sources - Gifts and Grants	4,367,721	97,317	97,317	0	0.00	
Other Sources - Miscellaneous	42,573,339	68,851,806	68,851,806	0	0.00	
Education Trust Fund - Chauncey Sparks/ Mental Health	4,236,628	4,236,628	4,236,628	0	0.00	
Education Trust Fund - High School Athletic Training Program	356,765	356,765	356,765	0	0.00	
Education Trust Fund - UAB SOM-Central AL Regional Campus	500,000	500,000	500,000	0	0.00	
Education Trust Fund - Center for Diabetic Research	500,000	0	0	0	.....	
Education Trust Fund - Center for Clinical and Transitional Sciences	500,000	500,000	500,000	0	0.00	
Education Trust Fund - AL Drug Discovery Alliance	1,400,000	1,400,000	1,400,000	0	0.00	
Education Trust Fund - Cancer Center	5,052,527	5,052,527	5,052,527	0	0.00	
Education Trust Fund - Supplemental Appropriation	3,490,000	0	0	0	.....	
Education Trust Fund - UAB School of Optometry	250,000	250,000	250,000	0	0.00	
Education Trust Fund - Minority Dental Program	201,473	201,473	201,473	0	0.00	
Education Trust Fund - Genome Alabama	2,000,000	2,000,000	2,000,000	0	0.00	
Education Trust Fund - Rural Hospital Resource Center	1,250,000	1,250,000	1,250,000	0	0.00	
Education Trust Fund - ALS Clinic	0	390,734	0	(390,734)	(100.00)	
<b>TOTAL REVENUES</b>	<b>813,712,320</b>	<b>921,284,173</b>	<b>948,921,730</b>	<b>27,637,557</b>	<b>3.00</b>	
<b>TOTAL AVAILABLE</b>	<b>1,288,393,338</b>	<b>1,520,256,805</b>	<b>1,549,144,359</b>	<b>28,887,554</b>	<b>1.90</b>	
Less						
<b>TOTAL EDUCATIONAL AND GENERAL EXPENDITURES</b>	<b>689,420,706</b>	<b>920,034,176</b>	<b>948,062,464</b>	<b>28,028,288</b>	<b>3.05</b>	
<b><u>EDUCATIONAL AND GENERAL TRANSFERS (NET)</u></b>						
<b>TOTAL EDUCATIONAL AND GENERAL TRANSFERS</b>	<b>0</b>	<b>0</b>	<b>0</b>	<b>0</b>	<b>.....</b>	
<b>TOTAL EDUCATIONAL AND GENERAL EXPENDITURES AND TRANSFERS</b>	<b>689,420,706</b>	<b>920,034,176</b>	<b>948,062,464</b>	<b>28,028,288</b>	<b>3.05</b>	
<b>EDUCATIONAL AND GENERAL ENDING BALANCE</b>	<b>598,972,632</b>	<b>600,222,629</b>	<b>601,081,895</b>	<b>859,266</b>	<b>0.14</b>	
<b><u>Educational and General Expenditures by Function</u></b>						
Instruction	189,229,211	256,680,183	265,240,022	8,559,839	3.33	

**UNIVERSITY OF ALABAMA AT BIRMINGHAM**

	Actual 2022	Estimated 2023	Requested 2024	Increase/(Decrease)		Governor's Recommendation 2024
				From Prior Year		
				Amount	Percent	
Research	2,044,716	2,773,558	2,866,051	92,493	3.33	
Public Service	56,942,254	77,239,387	79,815,187	2,575,800	3.33	
Academic Support	108,989,582	147,839,045	152,769,221	4,930,176	3.33	
Student Services	26,457,392	35,888,160	37,084,968	1,196,808	3.33	
Institutional Support	143,625,839	194,821,436	201,318,393	6,496,957	3.33	
Operation & Maintenance of Physical Plant	92,322,045	125,230,345	129,406,560	4,176,215	3.33	
Scholarships and Fellowships	69,809,667	79,562,062	79,562,062	0	0.00	
<b>TOTAL EDUCATIONAL AND GENERAL EXPENDITURES BY FUNCTION</b>	<b>689,420,706</b>	<b>920,034,176</b>	<b>948,062,464</b>	<b>28,028,288</b>	<b>3.05</b>	
<u>Educational and General Expenditures by Object</u>						
Salaries and Wages	405,376,351	549,873,223	568,210,542	18,337,319	3.33	
Employee Benefits	113,469,831	153,916,284	159,049,125	5,132,841	3.33	
Supplies and Expenses	46,111,790	62,548,391	64,634,271	2,085,880	3.33	
Equipment and Other Capital Assets	54,653,067	74,134,216	76,606,464	2,472,248	3.33	
Scholarships and Fellowships	69,809,667	79,562,062	79,562,062	0	0.00	
<b>TOTAL EDUCATIONAL AND GENERAL EXPENDITURES BY OBJECT</b>	<b>689,420,706</b>	<b>920,034,176</b>	<b>948,062,464</b>	<b>28,028,288</b>	<b>3.05</b>	
<u>PERSONNEL</u>						
Educational and General (excluding hospitals)	5,804.00	7,874.00	8,134.00	260.00	3.30	
Auxiliary Enterprises	176.00	216.00	220.00	4.00	1.85	
<b>TOTAL PERSONNEL</b>	<b>5,980.00</b>	<b>8,090.00</b>	<b>8,354.00</b>	<b>264.00</b>	<b>3.26</b>	
<b><u>RESTRICTED FINANCIAL SUMMARY</u></b>						
Educational and General Beginning Balance	548,697,797	548,697,798	552,318,566	3,620,768	0.66	
<u>REVENUES</u>						
Other State Funds	12,408,097	11,746,061	11,746,061	0	0.00	
Federal Funds	339,527,222	369,355,595	369,355,595	0	0.00	
Local Funds	6,530,579	2,846,522	2,846,522	0	0.00	
Other Sources - Investment Income	(36,343,019)	29,287,864	29,287,864	0	0.00	
Other Sources - Educational Sales and Service	320,496	0	0	0	.....	
Other Sources - Gifts and Grants	120,577,536	104,971,193	104,971,193	0	0.00	
Other Sources - Miscellaneous	1,910,327	1,407,068	1,407,068	0	0.00	
Federal Funds - Coronavirus Relief Fund	22,678,728	3,620,770	0	(3,620,770)	(100.00)	
<b>TOTAL REVENUES</b>	<b>467,609,966</b>	<b>523,235,073</b>	<b>519,614,303</b>	<b>(3,620,770)</b>	<b>(0.69)</b>	
<b>TOTAL AVAILABLE</b>	<b>1,016,307,763</b>	<b>1,071,932,871</b>	<b>1,071,932,869</b>	<b>(2)</b>	<b>0.00</b>	
Less						
<b>TOTAL EDUCATIONAL AND GENERAL EXPENDITURES</b>	<b>467,609,965</b>	<b>519,614,305</b>	<b>519,614,305</b>	<b>0</b>	<b>0.00</b>	
<b>TOTAL EDUCATIONAL AND GENERAL EXPENDITURES AND TRANSFERS</b>	<b>467,609,965</b>	<b>519,614,305</b>	<b>519,614,305</b>	<b>0</b>	<b>0.00</b>	
<b>EDUCATIONAL AND GENERAL ENDING BALANCE</b>	<b>548,697,798</b>	<b>552,318,566</b>	<b>552,318,564</b>	<b>(2)</b>	<b>0.00</b>	
<u>Educational and General Expenditures by Function</u>						

**UNIVERSITY OF ALABAMA AT BIRMINGHAM**

	Actual 2022	Estimated 2023	Requested 2024	Increase/(Decrease)		Governor's Recommendation 2024
				From Prior Year		
				Amount	Percent	
Instruction	36,977,664	41,505,022	41,505,022	0	0.00	
Research	316,081,028	354,780,391	354,780,391	0	0.00	
Public Service	51,967,705	58,330,368	58,330,368	0	0.00	
Academic Support	32,545,313	36,529,997	36,529,997	0	0.00	
Student Services	647,149	726,382	726,382	0	0.00	
Scholarships and Fellowships	29,391,106	27,742,145	27,742,145	0	0.00	
<b>TOTAL EDUCATIONAL AND GENERAL EXPENDITURES BY FUNCTION</b>	<b>467,609,965</b>	<b>519,614,305</b>	<b>519,614,305</b>	<b>0</b>	<b>0.00</b>	
<u>Educational and General Expenditures by Object</u>						
Salaries and Wages	194,063,269	217,823,394	217,823,394	0	0.00	
Employee Benefits	53,448,526	59,992,493	59,992,493	0	0.00	
Supplies and Expenses	181,239,402	203,429,439	203,429,439	0	0.00	
Equipment and Other Capital Assets	9,467,662	10,626,834	10,626,834	0	0.00	
Scholarships and Fellowships	29,391,106	27,742,145	27,742,145	0	0.00	
<b>TOTAL EDUCATIONAL AND GENERAL EXPENDITURES BY OBJECT</b>	<b>467,609,965</b>	<b>519,614,305</b>	<b>519,614,305</b>	<b>0</b>	<b>0.00</b>	
<u>PERSONNEL</u>						
Educational and General	2,764.00	3,103.00	3,103.00	0.00	0.00	
<b><u>HOSPITAL FINANCIAL SUMMARY</u></b>						
Educational and General Beginning Balance	1,238,536,773	2,049,131,371	2,691,339,769	642,208,398	31.34	2,691,339,769
<u>REVENUES</u>						
Patient Services	10,739,497,404	11,009,846,000	11,009,846,000	0	0.00	11,009,846,000
Less Allowances for Uncollectible Accounts	(7,058,608,681)	(8,569,481,000)	(8,569,481,000)	0	0.00	(8,569,481,000)
Net Patient Services	3,680,888,723	2,440,365,000	2,440,365,000	0	0.00	2,440,365,000
Education Trust Fund	40,421,576	43,515,766	47,675,873	4,160,107	9.56	*
Other Sources: Sales, Reimbursements and Investments	(1,395,139)	631,665,000	631,665,000	0	0.00	631,665,000
Education Trust Fund - Rural Hospital Resource Center	1,250,000	1,250,000	1,250,000	0	0.00	
Federal Funds - Coronavirus Relief Fund	21,209,457	0	0	0	.....	
<b>TOTAL REVENUES</b>	<b>3,742,374,617</b>	<b>3,116,795,766</b>	<b>3,120,955,873</b>	<b>4,160,107</b>	<b>0.13</b>	<b>3,072,030,000</b>
* Included in UAB Operations and Maintenance appropriation.						
<u>EXPENDITURES</u>						
Administrative Service:						
Salaries and Wages	19,394,456	49,610,036	49,692,424	82,388	0.17	
Employee Benefits	5,453,344	11,818,972	11,838,599	19,627	0.17	
Supplies and Expenses	328,058,333	288,859,516	289,049,538	190,022	0.07	
<b>TOTAL</b>	<b>352,906,133</b>	<b>350,288,524</b>	<b>350,580,561</b>	<b>292,037</b>	<b>0.08</b>	
Nursing and Professional Services:						
Salaries and Wages	220,770,795	564,720,514	565,658,349	937,835	0.17	
Employee Benefits	62,076,453	134,537,609	134,761,037	223,428	0.17	
Supplies and Expenses	1,603,668,123	935,453,737	937,616,789	2,163,052	0.23	
<b>TOTAL</b>	<b>1,886,515,371</b>	<b>1,634,711,860</b>	<b>1,638,036,175</b>	<b>3,324,315</b>	<b>0.20</b>	

**UNIVERSITY OF ALABAMA AT BIRMINGHAM**

	Actual 2022	Estimated 2023	Requested 2024	Increase/(Decrease) From Prior Year		Governor's Recommendation 2024
				Amount	Percent	
<b>Operation and Maintenance of Physical Plant:</b>						
Salaries and Wages	36,109,051	92,365,125	92,518,516	153,391	0.17	
Employee Benefits	10,153,163	22,004,837	22,041,381	36,544	0.17	
Supplies and Expenses	262,294,361	153,001,881	153,355,700	353,819	0.23	
Utilities	32,731,875	35,424,141	35,424,141	0	0.00	
<b>TOTAL</b>	<b>341,288,450</b>	<b>302,795,984</b>	<b>303,339,738</b>	<b>543,754</b>	<b>0.18</b>	
<b>TOTAL HOSPITAL EXPENDITURES</b>	<b>2,580,709,954</b>	<b>2,287,796,368</b>	<b>2,291,956,474</b>	<b>4,160,106</b>	<b>0.18</b>	<b>2,885,239,000</b>
<b><u>TRANSFERS (NET)</u></b>						
Mandatory	20,322,075	18,232,000	18,232,000	0	0.00	
Non-Mandatory	330,747,990	168,559,000	168,559,000	0	0.00	
<b>TOTAL TRANSFERS</b>	<b>351,070,065</b>	<b>186,791,000</b>	<b>186,791,000</b>	<b>0</b>	<b>0.00</b>	<b>186,791,000</b>
<b>TOTAL HOSPITAL EXPENDITURES AND TRANSFERS</b>	<b>2,931,780,019</b>	<b>2,474,587,368</b>	<b>2,478,747,474</b>	<b>4,160,106</b>	<b>0.17</b>	<b>3,072,030,000</b>
<b>BALANCE AT THE END OF YEAR</b>	<b>2,049,131,371</b>	<b>2,691,339,769</b>	<b>3,333,548,168</b>	<b>642,208,399</b>	<b>23.86</b>	<b>2,691,339,769</b>
<b><u>ACCOUNTS RECEIVABLE</u></b>						
Accounts Receivable- Beginning of Year	244,788,519	1,176,354,499	1,176,354,499	0	0.00	
End of Year	1,176,354,499	1,176,354,499	1,176,354,499	0	0.00	
<b><u>PERSONNEL BREAKDOWN</u></b>						
	<u>Actual 2022</u>		<u>Estimated 2023</u>		<u>Requested 2024</u>	
	FTE	Amount	FTE	Amount	FTE	Amount
<b><u>HOSPITAL PERSONNEL</u></b>						
Executive/Administrative/Managerial	95.00	24,847,800	95.00	61,429,008	95.00	61,531,023
Professional Non-Faculty	2,273.00	282,847,248	2,273.00	699,258,123	2,273.00	700,419,386
Secretarial/Clerical	197.00	11,503,611	197.00	28,439,356	197.00	28,486,585
Other Personnel	455.00	34,758,603	455.00	85,930,607	455.00	86,073,312
<b>TOTAL HOSPITAL PERSONNEL</b>	<b>3,020.00</b>	<b>353,957,262</b>	<b>3,020.00</b>	<b>875,057,094</b>	<b>3,020.00</b>	<b>876,510,306</b>

**UNIVERSITY OF ALABAMA AT HUNTSVILLE**

	Actual 2022	Estimated 2023	Requested 2024	Increase/(Decrease) From Prior Year		Governor's Recommendation 2024
				Amount	Percent	
<b><u>COMBINED FINANCIAL SUMMARY</u></b>						
Educational and General Beginning Balance	22,895,992	22,752,408	22,752,408	0	0.00	22,752,408
<b><u>REVENUES</u></b>						
Education Trust Fund - Operations & Maintenance	54,772,523	60,128,125	66,315,309	6,187,184	10.29	64,778,381
Education Trust Fund - Cyber Security Center	0	0	1,500,000	1,500,000	.....	0
Education Trust Fund - State Climatologist Program	850,000	850,000	975,000	125,000	14.71	850,000
Education Trust Fund - Redstone Research Retention	2,700,000	2,700,000	3,200,000	500,000	18.52	2,700,000
Education Trust Fund - Alabama Space Grant Consortium	0	0	1,000,000	1,000,000	.....	0
Education Trust Fund - Engineering Building Expansion	18,000,000	0	24,800,000	24,800,000	.....	0
Education Trust Fund - UAH Early Learning Center	0	0	1,500,000	1,500,000	.....	0
Federal Funds	175,226,857	136,333,927	136,333,927	0	0.00	136,333,927
Local Funds	8,140,154	0	0	0	.....	0
Tuition and Fees	120,444,534	128,438,039	128,438,039	0	0.00	128,438,039
Other Sources - Miscellaneous	3,879,151	15,353,438	15,353,438	0	0.00	15,353,438
<b>TOTAL REVENUES</b>	<b>384,013,219</b>	<b>343,803,529</b>	<b>379,415,713</b>	<b>35,612,184</b>	<b>10.36</b>	<b>348,453,785</b>
<b>TOTAL AVAILABLE</b>	<b>406,909,211</b>	<b>366,555,937</b>	<b>402,168,121</b>	<b>35,612,184</b>	<b>9.72</b>	<b>371,206,193</b>
Less						
<b>TOTAL EDUCATIONAL AND GENERAL EXPENDITURES</b>	<b>343,345,254</b>	<b>337,368,790</b>	<b>372,980,974</b>	<b>35,612,184</b>	<b>10.56</b>	<b>342,019,046</b>
<b><u>EDUCATIONAL AND GENERAL TRANSFERS (NET)</u></b>						
Mandatory	10,723,653	6,434,739	6,434,739	0	0.00	
Non-Mandatory	30,087,896	0	0	0	.....	
<b>TOTAL EDUCATIONAL AND GENERAL TRANSFERS</b>	<b>40,811,549</b>	<b>6,434,739</b>	<b>6,434,739</b>	<b>0</b>	<b>0.00</b>	<b>6,434,739</b>
<b>TOTAL EDUCATIONAL AND GENERAL EXPENDITURES AND TRANSFERS</b>	<b>384,156,803</b>	<b>343,803,529</b>	<b>379,415,713</b>	<b>35,612,184</b>	<b>10.36</b>	<b>348,453,785</b>
<b>EDUCATIONAL AND GENERAL ENDING BALANCE</b>	<b>22,752,408</b>	<b>22,752,408</b>	<b>22,752,408</b>	<b>0</b>	<b>0.00</b>	<b>22,752,408</b>
<b><u>Educational and General Expenditures by Function</u></b>						
Instruction	65,810,218	69,831,705	97,428,455	27,596,750	39.52	
Research	145,841,346	110,428,407	113,267,657	2,839,250	2.57	
Public Service	14,759,781	13,113,098	13,141,848	28,750	0.22	
Academic Support	13,455,981	13,968,081	14,186,081	218,000	1.56	
Student Services	19,953,338	21,788,238	22,025,238	237,000	1.09	
Institutional Support	25,800,556	43,816,713	45,672,713	1,856,000	4.24	
Operation & Maintenance of Physical Plant	11,910,133	13,440,803	16,277,237	2,836,434	21.10	
Scholarships and Fellowships	45,813,901	50,981,745	50,981,745	0	0.00	
<b>TOTAL EDUCATIONAL AND GENERAL EXPENDITURES BY FUNCTION</b>	<b>343,345,254</b>	<b>337,368,790</b>	<b>372,980,974</b>	<b>35,612,184</b>	<b>10.56</b>	<b>342,019,046</b>

**UNIVERSITY OF ALABAMA AT HUNTSVILLE**

	Actual 2022	Estimated 2023	Requested 2024	Increase/(Decrease) From Prior Year		Governor's Recommendation 2024
				Amount	Percent	
<u>Educational and General Expenditures by Object</u>						
Salaries and Wages	144,309,503	148,321,941	150,321,941	2,000,000	1.35	
Employee Benefits	44,249,816	48,946,241	49,446,241	500,000	1.02	
Supplies and Expenses	102,473,158	86,894,593	95,206,777	8,312,184	9.57	
Equipment and Other Capital Assets	6,498,876	2,224,270	27,024,270	24,800,000	1,114.97	
Scholarships and Fellowships	45,813,901	50,981,745	50,981,745	0	0.00	
<b>TOTAL EDUCATIONAL AND GENERAL EXPENDITURES BY OBJECT</b>	<b>343,345,254</b>	<b>337,368,790</b>	<b>372,980,974</b>	<b>35,612,184</b>	<b>10.56</b>	<b>342,019,046</b>
<u>Auxiliary Enterprises</u>						
Auxiliary Beginning Balance	13,289,902	12,763,225	12,763,225	0	0.00	12,763,225
<u>AUXILIARY REVENUES</u>						
Sales and Services	22,773,479	23,196,471	23,196,471	0	0.00	
<b>TOTAL AUXILIARY REVENUES</b>	<b>22,773,479</b>	<b>23,196,471</b>	<b>23,196,471</b>	<b>0</b>	<b>0.00</b>	<b>23,196,471</b>
<b>TOTAL AVAILABLE AUXILIARY</b>	<b>36,063,381</b>	<b>35,959,696</b>	<b>35,959,696</b>	<b>0</b>	<b>0.00</b>	<b>35,959,696</b>
<u>Auxiliary Expenditures</u>						
Salaries and Wages	2,444,459	1,634,354	1,634,354	0	0.00	
Employee Benefits	550,682	539,337	539,337	0	0.00	
Supplies and Expenses	15,425,517	15,787,068	15,787,068	0	0.00	
<b>TOTAL AUXILIARY ENTERPRISES EXPENDITURES</b>	<b>18,420,658</b>	<b>17,960,759</b>	<b>17,960,759</b>	<b>0</b>	<b>0.00</b>	<b>17,960,759</b>
<u>AUXILIARY ENTERPRISES TRANSFERS (NET)</u>						
Mandatory	4,879,498	5,235,712	5,235,712	0	0.00	
<b>TOTAL AUXILIARY TRANSFERS</b>	<b>4,879,498</b>	<b>5,235,712</b>	<b>5,235,712</b>	<b>0</b>	<b>0.00</b>	<b>5,235,712</b>
<b>TOTAL AUXILIARY EXPENDITURES AND TRANSFERS</b>	<b>23,300,156</b>	<b>23,196,471</b>	<b>23,196,471</b>	<b>0</b>	<b>0.00</b>	<b>23,196,471</b>
<b>TOTAL AUXILIARY ENDING BALANCE</b>	<b>12,763,225</b>	<b>12,763,225</b>	<b>12,763,225</b>	<b>0</b>	<b>0.00</b>	<b>12,763,225</b>
<u>PERSONNEL</u>						
Educational and General	2,533.42	2,144.57	2,144.57	0.00	0.00	
Auxiliary Enterprises	146.71	38.00	38.00	0.00	0.00	
<b>TOTAL PERSONNEL</b>	<b>2,680.13</b>	<b>2,182.57</b>	<b>2,182.57</b>	<b>0.00</b>	<b>0.00</b>	
<u>UNRESTRICTED FINANCIAL SUMMARY</u>						
Educational and General Beginning Balance	13,732,167	10,030,187	10,030,187	0	0.00	
<u>REVENUES</u>						
Education Trust Fund - Operations & Maintenance	54,772,523	60,128,125	66,315,309	6,187,184	10.29	
Education Trust Fund - Cyber Security Center	0	0	1,500,000	1,500,000	.....	
Education Trust Fund - State Climatologist Program	850,000	850,000	975,000	125,000	14.71	



**UNIVERSITY OF ALABAMA AT HUNTSVILLE**

	Actual 2022	Estimated 2023	Requested 2024	Increase/(Decrease)		Governor's Recommendation 2024
				From Prior Year		
				Amount	Percent	
Education Trust Fund - Redstone Research Retention	2,700,000	2,700,000	3,200,000	500,000	18.52	
Education Trust Fund - Alabama Space Grant Consortium	0	0	1,000,000	1,000,000	.....	
Education Trust Fund - UAH Early Learning Center	0	0	1,500,000	1,500,000	.....	
Education Trust Fund - Engineering Building Expansion	18,000,000	0	24,800,000	24,800,000	.....	
Federal Funds	28,153,674	19,967,107	19,967,107	0	0.00	
Local Funds	10,320	0	0	0	.....	
Tuition and Fees	120,444,534	128,438,039	128,438,039	0	0.00	
Other Sources - Miscellaneous	(2,738,955)	9,242,610	9,242,610	0	0.00	
<b>TOTAL REVENUES</b>	<b>222,192,096</b>	<b>221,325,881</b>	<b>256,938,065</b>	<b>35,612,184</b>	<b>16.09</b>	
<b>TOTAL AVAILABLE</b>	<b>235,924,263</b>	<b>231,356,068</b>	<b>266,968,252</b>	<b>35,612,184</b>	<b>15.39</b>	
Less						
<b>TOTAL EDUCATIONAL AND GENERAL EXPENDITURES</b>	<b>187,770,059</b>	<b>214,891,142</b>	<b>250,503,326</b>	<b>35,612,184</b>	<b>16.57</b>	
<b>EDUCATIONAL AND GENERAL TRANSFERS (NET)</b>						
Mandatory	10,723,653	6,434,739	6,434,739	0	0.00	
Non-Mandatory	27,400,364	0	0	0	.....	
<b>TOTAL EDUCATIONAL AND GENERAL TRANSFERS</b>	<b>38,124,017</b>	<b>6,434,739</b>	<b>6,434,739</b>	<b>0</b>	<b>0.00</b>	
<b>TOTAL EDUCATIONAL AND GENERAL EXPENDITURES AND TRANSFERS</b>	<b>225,894,076</b>	<b>221,325,881</b>	<b>256,938,065</b>	<b>35,612,184</b>	<b>16.09</b>	
<b>EDUCATIONAL AND GENERAL ENDING BALANCE</b>	<b>10,030,187</b>	<b>10,030,187</b>	<b>10,030,187</b>	<b>0</b>	<b>0.00</b>	
<b>Educational and General Expenditures by Function</b>						
Instruction	62,883,043	67,492,246	95,088,996	27,596,750	40.89	
Research	16,977,200	15,236,306	18,075,556	2,839,250	18.63	
Public Service	1,545,577	1,662,756	1,691,506	28,750	1.73	
Academic Support	13,221,567	13,791,413	14,009,413	218,000	1.58	
Student Services	19,289,910	17,330,620	17,567,620	237,000	1.37	
Institutional Support	25,578,177	43,595,953	45,451,953	1,856,000	4.26	
Operation & Maintenance of Physical Plant	11,860,103	13,440,803	16,277,237	2,836,434	21.10	
Scholarships and Fellowships	36,414,482	42,341,045	42,341,045	0	0.00	
<b>TOTAL EDUCATIONAL AND GENERAL EXPENDITURES BY FUNCTION</b>	<b>187,770,059</b>	<b>214,891,142</b>	<b>250,503,326</b>	<b>35,612,184</b>	<b>16.57</b>	
<b>Educational and General Expenditures by Object</b>						
Salaries and Wages	88,150,548	88,547,739	90,547,739	2,000,000	2.26	
Employee Benefits	28,983,032	29,220,754	29,720,754	500,000	1.71	
Supplies and Expenses	30,882,427	52,557,334	60,869,518	8,312,184	15.82	
Equipment and Other Capital Assets	3,339,570	2,224,270	27,024,270	24,800,000	1,114.97	
Scholarships and Fellowships	36,414,482	42,341,045	42,341,045	0	0.00	

**UNIVERSITY OF ALABAMA AT HUNTSVILLE**

	Actual 2022	Estimated 2023	Requested 2024	Increase/(Decrease) From Prior Year		Governor's Recommendation 2024
				Amount	Percent	
TOTAL EDUCATIONAL AND GENERAL EXPENDITURES BY OBJECT	187,770,059	214,891,142	250,503,326	35,612,184	16.57	
<u>PERSONNEL</u>						
Educational and General (excluding hospitals)	1,555.94	1,483.04	1,483.04	0.00	0.00	
Auxiliary Enterprises	146.71	38.00	38.00	0.00	0.00	
TOTAL PERSONNEL	1,702.65	1,521.04	1,521.04	0.00	0.00	
<u>RESTRICTED FINANCIAL SUMMARY</u>						
Educational and General Beginning Balance	9,163,825	12,722,221	12,722,221	0	0.00	
<u>REVENUES</u>						
Federal Funds	147,073,183	116,366,820	116,366,820	0	0.00	
Local Funds	8,129,834	0	0	0	.....	
Other Sources - Miscellaneous	6,618,106	6,110,828	6,110,828	0	0.00	
TOTAL REVENUES	161,821,123	122,477,648	122,477,648	0	0.00	
TOTAL AVAILABLE	170,984,948	135,199,869	135,199,869	0	0.00	
Less						
TOTAL EDUCATIONAL AND GENERAL EXPENDITURES	155,575,195	122,477,648	122,477,648	0	0.00	
<u>EDUCATIONAL AND GENERAL TRANSFERS (NET)</u>						
Non-Mandatory	2,687,532	0	0	0	.....	
TOTAL EDUCATIONAL AND GENERAL TRANSFERS	2,687,532	0	0	0	.....	
TOTAL EDUCATIONAL AND GENERAL EXPENDITURES AND TRANSFERS	158,262,727	122,477,648	122,477,648	0	0.00	
EDUCATIONAL AND GENERAL ENDING BALANCE	12,722,221	12,722,221	12,722,221	0	0.00	
<u>Educational and General Expenditures by Function</u>						
Instruction	2,927,175	2,339,459	2,339,459	0	0.00	
Research	128,864,146	95,192,101	95,192,101	0	0.00	
Public Service	13,214,204	11,450,342	11,450,342	0	0.00	
Academic Support	234,414	176,668	176,668	0	0.00	
Student Services	663,428	4,457,618	4,457,618	0	0.00	
Institutional Support	222,379	220,760	220,760	0	0.00	
Operational and Maintenance of Physical Plant	50,030	0	0	0	.....	
Scholarships and Fellowships	9,399,419	8,640,700	8,640,700	0	0.00	
TOTAL EDUCATIONAL AND GENERAL EXPENDITURES BY FUNCTION	155,575,195	122,477,648	122,477,648	0	0.00	

**UNIVERSITY OF ALABAMA AT HUNTSVILLE**

	Actual 2022	Estimated 2023	Requested 2024	Increase/(Decrease) From Prior Year		Governor's Recommendation 2024
				Amount	Percent	
<u>Educational and General Expenditures by Object</u>						
Salaries and Wages	56,158,955	59,774,202	59,774,202	0	0.00	
Employee Benefits	15,266,784	19,725,487	19,725,487	0	0.00	
Supplies and Expenses	71,590,731	34,337,259	34,337,259	0	0.00	
Equipment and Other Capital Assets	3,159,306	0	0	0	.....	
Scholarships and Fellowships	9,399,419	8,640,700	8,640,700	0	0.00	
<hr/>						
TOTAL EDUCATIONAL AND GENERAL EXPENDITURES BY OBJECT	155,575,195	122,477,648	122,477,648	0	0.00	
<hr/>						
<u>PERSONNEL</u>	977.48	661.53	661.53			
<hr/>						

**ALABAMA A&M UNIVERSITY**

	Actual 2022	Estimated 2023	Requested 2024	Increase/(Decrease) From Prior Year		Governor's Recommendation 2024
				Amount	Percent	
<b><u>COMBINED FINANCIAL SUMMARY</u></b>						
Educational and General Beginning Balance	0	29,730,987	56,528,445	26,797,458	90.13	56,528,445
<b><u>REVENUES</u></b>						
Education Trust Fund:						
Operations and Maintenance	40,359,161	44,431,989	126,786,548	82,354,559	185.35	47,598,485
Ag Research & Extension State Match	1,226,181	1,305,883	1,410,354	104,471	8.00	1,305,883
Ag Research Station Fixed Cost	432,285	432,285	466,868	34,583	8.00	432,285
Cyber Security Center	125,000	125,000	135,000	10,000	8.00	125,000
Urban Affairs	4,084,765	4,084,765	4,411,546	326,781	8.00	4,084,765
Miles College	383,486	493,486	532,965	39,479	8.00	493,486
Virginia Caples Learning Living Institute	100,000	100,000	1,080,000	980,000	980.00	100,000
State Black Archives Research Center & Museum	137,500	125,000	135,000	10,000	8.00	125,000
Scottsboro Boys Museum - Scottsboro	112,500	125,000	135,000	10,000	8.00	0
AALGA - Appropriation Match - Transfer	2,665,723	2,503,416	2,703,689	200,273	8.00	2,703,689
ETF Advancement and Technology Fund	1,691,070	0	0	0	.....	0
Education Trust Fund - Supplemental Appropriation	2,500,000	0	0	0	.....	0
State Department of Education-In Service Center	274,253	320,086	345,693	25,607	8.00	*
Trust for Educational Excellence	1,000,000	1,000,000	1,080,000	80,000	8.00	1,080,000
Federal Funds	543,868	543,868	587,377	43,509	8.00	587,377
Local Funds	26,995,444	26,697,458	28,833,255	2,135,797	8.00	28,833,255
Tuition and Fees	76,432,844	77,235,991	77,235,991	0	0.00	77,235,991
Other Sources - Grants and Contracts	55,151,763	55,151,763	57,909,351	2,757,588	5.00	57,909,351
Other Sources - Educational Sales and Services	708,796	107,800	116,424	8,624	8.00	116,424
Other Sources - Miscellaneous	1,516,623	1,526,608	1,648,737	122,129	8.00	1,648,737
<b>TOTAL REVENUES</b>	<b>216,441,262</b>	<b>216,310,398</b>	<b>305,553,798</b>	<b>89,243,400</b>	<b>41.26</b>	<b>224,379,728</b>
<b>TOTAL AVAILABLE</b>	<b>216,441,262</b>	<b>246,041,385</b>	<b>362,082,243</b>	<b>116,040,858</b>	<b>47.16</b>	<b>280,908,173</b>
Less						
TOTAL EDUCATIONAL AND GENERAL EXPENDITURES	186,710,275	189,512,940	281,819,421	92,306,481	48.71	224,379,728
<b><u>EDUCATIONAL AND GENERAL TRANSFERS (NET)</u></b>						
TOTAL EDUCATIONAL AND GENERAL TRANSFERS	0	0	0	0	0	0
<b>TOTAL EDUCATIONAL AND GENERAL EXPENDITURES AND TRANSFERS</b>	<b>186,710,275</b>	<b>189,512,940</b>	<b>281,819,421</b>	<b>92,306,481</b>	<b>48.71</b>	<b>224,379,728</b>
<b>EDUCATIONAL AND GENERAL ENDING BALANCE</b>	<b>29,730,987</b>	<b>56,528,445</b>	<b>80,262,822</b>	<b>23,734,377</b>	<b>41.99</b>	<b>56,528,445</b>

\* Funding will be through the State Department of Education.

**Educational and General Expenditures by Function**

Instruction	38,821,812	39,515,846	42,561,296	3,045,450	7.71
Research	22,961,471	23,051,163	24,332,708	1,281,545	5.56
Public Service	15,897,119	16,001,723	16,950,950	949,227	5.93

**ALABAMA A&M UNIVERSITY**

	Actual 2022	Estimated 2023	Requested 2024	Increase/(Decrease) From Prior Year		Governor's Recommendation 2024
				Amount	Percent	
Academic Support	9,340,654	9,539,657	11,802,830	2,263,173	23.72	
Student Services	20,753,581	21,144,195	22,835,730	1,691,535	8.00	
Institutional Support	31,814,358	31,819,372	34,100,192	2,280,820	7.17	
Operation & Maintenance of Physical Plant	28,025,657	27,628,984	106,758,755	79,129,771	286.40	
Scholarships and Fellowships	19,095,623	20,812,000	22,476,960	1,664,960	8.00	
<b>TOTAL EDUCATIONAL AND GENERAL EXPENDITURES BY FUNCTION</b>	<b>186,710,275</b>	<b>189,512,940</b>	<b>281,819,421</b>	<b>92,306,481</b>	<b>48.71</b>	<b>224,379,728</b>
<u>Educational and General Expenditures by Object</u>						
Salaries and Wages	68,780,238	70,626,427	76,276,542	5,650,115	8.00	
Employee Benefits	16,751,861	18,209,639	19,666,410	1,456,771	8.00	
Supplies and Expenses	79,701,915	75,432,883	79,812,959	4,380,076	5.81	
Equipment and Other Capital Assets	547,842	1,131,991	80,022,550	78,890,559	6,969.19	
Fuel and Metered Utilities	1,832,796	3,300,000	3,564,000	264,000	8.00	
Scholarships and Fellowships	19,095,623	20,812,000	22,476,960	1,664,960	8.00	
<b>TOTAL EDUCATIONAL AND GENERAL EXPENDITURES BY OBJECT</b>	<b>186,710,275</b>	<b>189,512,940</b>	<b>281,819,421</b>	<b>92,306,481</b>	<b>48.71</b>	<b>224,379,728</b>
<u>Auxiliary Enterprises</u>						
Auxiliary Beginning Balance	0	0	0	0	.....	0
<u>AUXILIARY REVENUES</u>						
Sales and Services	26,995,444	26,697,458	28,833,255	2,135,797	8.00	
<b>TOTAL AUXILIARY REVENUES</b>	<b>26,995,444</b>	<b>26,697,458</b>	<b>28,833,255</b>	<b>2,135,797</b>	<b>8.00</b>	<b>28,833,255</b>
<b>TOTAL AVAILABLE AUXILIARY</b>	<b>26,995,444</b>	<b>26,697,458</b>	<b>28,833,255</b>	<b>2,135,797</b>	<b>8.00</b>	<b>28,833,255</b>
<u>Auxiliary Expenditures</u>						
Salaries and Wages	5,320,951	6,063,368	6,548,437	485,069	8.00	
Employee Benefits	1,575,765	1,857,313	2,005,898	148,585	8.00	
Supplies and Expenses	15,072,256	17,756,277	20,256,780	2,500,503	14.08	
Equipment and Other Capital Assets	1,050,776	20,500	22,140	1,640	8.00	
<b>TOTAL AUXILIARY ENTERPRISES EXPENDITURES</b>	<b>23,019,748</b>	<b>25,697,458</b>	<b>28,833,255</b>	<b>3,135,797</b>	<b>12.20</b>	<b>28,833,255</b>
<u>AUXILIARY ENTERPRISES TRANSFERS (NET)</u>						
Non Mandatory	3,975,696	1,000,000	1,080,000	80,000	8.00	1,080,000
<b>TOTAL AUXILIARY TRANSFERS</b>	<b>3,975,696</b>	<b>1,000,000</b>	<b>1,080,000</b>	<b>80,000</b>	<b>8.00</b>	<b>1,080,000</b>
<b>TOTAL AUXILIARY EXPENDITURES AND TRANSFERS</b>	<b>26,995,444</b>	<b>26,697,458</b>	<b>29,913,255</b>	<b>3,215,797</b>	<b>12.05</b>	<b>29,913,255</b>
<b>TOTAL AUXILIARY ENDING BALANCE</b>	<b>0</b>	<b>0</b>	<b>(1,080,000)</b>	<b>(1,080,000)</b>	<b>.....</b>	<b>(1,080,000)</b>
<u>PERSONNEL</u>						
Educational and General	1,085.00	1,110.00	1,199.00	89.00	8.02	
Auxiliary Enterprises	119.25	119.25	128.50	9.25	7.76	

**ALABAMA A&M UNIVERSITY**

	Actual 2022	Estimated 2023	Requested 2024	Increase/(Decrease) From Prior Year		Governor's Recommendation 2024
				Amount	Percent	
TOTAL PERSONNEL	1,204.25	1,229.25	1,327.50	98.25	7.99	

**UNRESTRICTED FINANCIAL SUMMARY**

Educational and General Beginning Balance	0	29,730,987	56,528,445	26,797,458	90.13
---	---	------------	------------	------------	-------

**REVENUES**

Education Trust Fund:					
Operations and Maintenance	40,359,161	44,431,989	126,786,548	82,354,559	185.35
Ag Research & Extension State Match	1,226,181	1,305,883	1,410,354	104,471	8.00
Ag Research Station Fixed Cost	432,285	432,285	466,868	34,583	8.00
Cyber Security Center	125,000	125,000	135,000	10,000	8.00
Urban Affairs	4,084,765	4,084,765	4,411,546	326,781	8.00
Miles College	383,486	493,486	532,965	39,479	8.00
Virginia Caples Learning Living Institute	100,000	100,000	1,080,000	980,000	980.00
State Black Archives Research Center & Museum	137,500	125,000	135,000	10,000	8.00
Scottsboro Boys Museum - Scottsboro	112,500	125,000	135,000	10,000	8.00
State Department of Education-In Service Center	274,253	320,086	345,693	25,607	8.00
ETF Advancement & Technology Fund	1,691,070	0	0	0	.....
Education Trust Fund - Supplemental Appropriation	2,500,000	0	0	0	.....
Trust of Educational Excellence	1,000,000	1,000,000	1,080,000	80,000	8.00
Federal Funds	543,868	543,868	587,377	43,509	8.00
Local Funds	26,995,444	26,697,458	28,833,255	2,135,797	8.00
Tuition and Fees	76,432,844	77,235,991	77,235,991	0	0.00
Other Sources - Educational Sales and Services	708,796	107,800	116,424	8,624	8.00
Other Sources - Miscellaneous	1,516,623	1,526,608	1,648,737	122,129	8.00
AALGA - Appropriation Match - Transfer	2,665,723	2,503,416	2,703,689	200,273	8.00
<b>TOTAL REVENUES</b>	<b>161,289,499</b>	<b>161,158,635</b>	<b>247,644,447</b>	<b>86,485,812</b>	<b>53.67</b>
<b>TOTAL AVAILABLE</b>	<b>161,289,499</b>	<b>190,889,622</b>	<b>304,172,892</b>	<b>113,283,270</b>	<b>59.34</b>

Less					
TOTAL EDUCATIONAL AND GENERAL EXPENDITURES	131,558,512	134,361,177	223,910,071	89,548,894	66.65

**EDUCATIONAL AND GENERAL TRANSFERS (NET)**

TOTAL EDUCATIONAL AND GENERAL TRANSFERS	0	0	0	0	.....
TOTAL EDUCATIONAL AND GENERAL EXPENDITURES AND TRANSFERS	131,558,512	134,361,177	223,910,071	89,548,894	66.65
EDUCATIONAL AND GENERAL ENDING BALANCE	29,730,987	56,528,445	80,262,821	23,734,376	41.99

**Educational and General Expenditures by Function**

Instruction	34,961,189	35,655,223	38,507,641	2,852,418	8.00
Research	4,209,872	4,299,564	4,643,529	343,965	8.00
Public Service	4,866,766	4,971,370	5,369,080	397,710	8.00

**ALABAMA A&M UNIVERSITY**

	Actual 2022	Estimated 2023	Requested 2024	Increase/(Decrease) From Prior Year		Governor's Recommendation 2024
				Amount	Percent	
Academic Support	9,340,654	9,539,657	11,802,830	2,263,173	23.72	
Student Services	20,753,581	21,144,195	22,835,730	1,691,535	8.00	
Institutional Support	22,990,075	22,995,089	24,834,696	1,839,607	8.00	
Operation & Maintenance of Physical Plant	15,340,752	14,944,079	93,439,605	78,495,526	525.26	
Scholarships and Fellowships	19,095,623	20,812,000	22,476,960	1,664,960	8.00	
<b>TOTAL EDUCATIONAL AND GENERAL EXPENDITURES BY FUNCTION</b>	<b>131,558,512</b>	<b>134,361,177</b>	<b>223,910,071</b>	<b>89,548,894</b>	<b>66.65</b>	
<u>Educational and General Expenditures by Object</u>						
Salaries and Wages	55,180,238	56,286,969	60,789,927	4,502,958	8.00	
Employee Benefits	16,751,861	18,209,639	19,666,410	1,456,771	8.00	
Supplies and Expenses	38,150,152	34,620,578	37,390,224	2,769,646	8.00	
Equipment and Other Capital Assets	547,842	1,131,991	80,022,550	78,890,559	6,969.19	
Fuel and Metered Utilities	1,832,796	3,300,000	3,564,000	264,000	8.00	
Scholarships and Fellowships	19,095,623	20,812,000	22,476,960	1,664,960	8.00	
<b>TOTAL EDUCATIONAL AND GENERAL EXPENDITURES BY OBJECT</b>	<b>131,558,512</b>	<b>134,361,177</b>	<b>223,910,071</b>	<b>89,548,894</b>	<b>66.65</b>	
<u>PERSONNEL</u>						
Educational and General	870.00	870.00	939.00	69.00	7.93	
Auxiliary Enterprises	119.25	119.25	128.50	9.25	7.76	
<b>TOTAL PERSONNEL</b>	<b>989.25</b>	<b>989.25</b>	<b>1,067.50</b>	<b>78.25</b>	<b>7.91</b>	
<b><u>RESTRICTED FINANCIAL SUMMARY</u></b>						
Educational and General Beginning Balance	0	0	0	0	.....	
<u>REVENUES</u>						
Other Sources - Grants and Contracts	55,151,763	55,151,763	57,909,351	2,757,588	5.00	
<b>TOTAL REVENUES</b>	<b>55,151,763</b>	<b>55,151,763</b>	<b>57,909,351</b>	<b>2,757,588</b>	<b>5.00</b>	
<b>TOTAL AVAILABLE</b>	<b>55,151,763</b>	<b>55,151,763</b>	<b>57,909,351</b>	<b>2,757,588</b>	<b>5.00</b>	
Less						
<b>TOTAL EDUCATIONAL AND GENERAL EXPENDITURES</b>	<b>55,151,763</b>	<b>55,151,763</b>	<b>57,909,350</b>	<b>2,757,587</b>	<b>5.00</b>	
<u>EDUCATIONAL AND GENERAL TRANSFERS (NET)</u>						
<b>TOTAL EDUCATIONAL AND GENERAL TRANSFERS</b>	<b>0</b>	<b>0</b>	<b>0</b>	<b>0</b>	<b>.....</b>	
<b>TOTAL EDUCATIONAL AND GENERAL EXPENDITURES AND TRANSFERS</b>	<b>55,151,763</b>	<b>55,151,763</b>	<b>57,909,350</b>	<b>2,757,587</b>	<b>5.00</b>	
<b>EDUCATIONAL AND GENERAL ENDING BALANCE</b>	<b>0</b>	<b>0</b>	<b>1</b>	<b>1</b>	<b>.....</b>	

**ALABAMA A&M UNIVERSITY**

	Actual 2022	Estimated 2023	Requested 2024	Increase/(Decrease) From Prior Year		Governor's Recommendation 2024
				Amount	Percent	
<u>Educational and General Expenditures by Function</u>						
Instruction	3,860,623	3,860,623	4,053,655	193,032	5.00	
Research	18,751,599	18,751,599	19,689,179	937,580	5.00	
Public Service	11,030,353	11,030,353	11,581,870	551,517	5.00	
Institutional Support	8,824,283	8,824,283	9,265,496	441,213	5.00	
Operation and Maintenance of Physical Plant	12,684,905	12,684,905	13,319,150	634,245	5.00	
<hr/>						
TOTAL EDUCATIONAL AND GENERAL EXPENDITURES BY FUNCTION	55,151,763	55,151,763	57,909,350	2,757,587	5.00	
<hr/>						
<u>Educational and General Expenditures by Object</u>						
Salaries and Wages	13,600,000	14,339,458	15,486,615	1,147,157	8.00	
Supplies and Expenses	41,551,763	40,812,305	42,422,735	1,610,430	3.95	
<hr/>						
TOTAL EDUCATIONAL AND GENERAL EXPENDITURES BY OBJECT	55,151,763	55,151,763	57,909,350	2,757,587	5.00	
<hr/>						
<u>PERSONNEL</u>						
Educational and General	215.00	240.00	260.00	20.00	8.33	
<hr/>						



**ALABAMA STATE UNIVERSITY**

	Actual 2022	Estimated 2023	Requested 2024	Increase/(Decrease)		Governor's Recommendation 2024
				From Prior Year		
				Amount	Percent	
<b><u>COMBINED FINANCIAL SUMMARY</u></b>						
Educational and General Beginning Balance	49,969,760	54,338,330	48,475,005	(5,863,325)	(10.79)	48,475,005
<b><u>REVENUES</u></b>						
Education Trust Fund:						
Operations and Maintenance	44,994,842	48,404,823	60,506,029	12,101,206	25.00	51,698,384
Desegregation Planning	184,906	184,906	184,906	0	0.00	184,906
Dormitory /Building Renovations	500,000	500,000	625,000	125,000	25.00	500,000
Title VI Program Enhancement	1,657,477	1,657,477	1,657,477	0	0.00	1,657,477
EdD in Educational Leadership, Policy, and Law	2,392,969	2,392,969	2,392,969	0	0.00	2,392,969
Health Information Management Program	479,323	479,323	479,323	0	0.00	479,323
Occupational Therapy Program	520,980	520,980	520,980	0	0.00	520,980
Physical Therapy Program	1,630,747	1,630,747	1,630,747	0	0.00	1,630,747
Transfer to Forensic Science	100,000	100,000	100,000	0	0.00	100,000
ETF Advancement & Technology Fund	1,210,494	0	0	0	.....	0
Education Trust Fund - Supplemental Appropriation	1,350,000	0	0	0	.....	0
Other Sources - Miscellaneous	7,241,083	12,667,130	12,704,267	37,137	0.29	12,704,267
Department of Education - In Service Center	236,454	282,287	282,287	0	0.00	*
Other State Funds	3,510,411	3,383,085	8,416,915	5,033,830	148.79	8,416,915
Federal Funds	13,820,308	14,982,081	15,126,902	144,821	0.97	15,126,902
Tuition and Fees	52,048,453	53,750,478	54,825,488	1,075,010	2.00	54,825,488
Federal Funds - Coronavirus Relief Fund	14,428,746	11,000,000	0	(11,000,000)	(100.00)	0
<b>TOTAL REVENUES</b>	<b>146,307,193</b>	<b>151,936,286</b>	<b>159,453,290</b>	<b>7,517,004</b>	<b>4.95</b>	<b>150,238,358</b>
<b>TOTAL AVAILABLE</b>	<b>196,276,953</b>	<b>206,274,616</b>	<b>207,928,295</b>	<b>1,653,679</b>	<b>0.80</b>	<b>198,713,363</b>
Less						
<b>TOTAL EDUCATIONAL AND GENERAL EXPENDITURES</b>	<b>134,300,698</b>	<b>149,805,486</b>	<b>142,640,909</b>	<b>(7,164,577)</b>	<b>(4.78)</b>	<b>142,244,233</b>
<b><u>EDUCATIONAL AND GENERAL TRANSFERS (NET)</u></b>						
Mandatory	2,715,326	3,277,591	3,277,591	0	0.00	
Non-Mandatory	4,922,599	4,716,534	4,716,534	0	0.00	
<b>TOTAL EDUCATIONAL AND GENERAL TRANSFERS</b>	<b>7,637,925</b>	<b>7,994,125</b>	<b>7,994,125</b>	<b>0</b>	<b>0.00</b>	<b>7,994,125</b>
<b>TOTAL EDUCATIONAL AND GENERAL EXPENDITURES AND TRANSFERS</b>	<b>141,938,623</b>	<b>157,799,611</b>	<b>150,635,034</b>	<b>(7,164,577)</b>	<b>(4.54)</b>	<b>150,238,358</b>
<b>EDUCATIONAL AND GENERAL ENDING BALANCE</b>	<b>54,338,330</b>	<b>48,475,005</b>	<b>57,293,261</b>	<b>8,818,256</b>	<b>18.19</b>	<b>48,475,005</b>

\* Funding will be through the State Department of Education.

**Educational and General Expenditures by Function**

Instruction	28,780,379	35,476,037	36,050,986	574,949	1.62
Research	3,277,593	3,348,089	3,426,923	78,834	2.35
Public Service	2,976,155	3,131,314	3,212,513	81,199	2.59
Academic Support	10,986,586	14,893,512	15,573,201	679,689	4.56
Student Services	14,199,897	17,438,488	18,276,318	837,830	4.80

**ALABAMA STATE UNIVERSITY**

	Actual 2022	Estimated 2023	Requested 2024	Increase/(Decrease) From Prior Year		Governor's Recommendation 2024
				Amount	Percent	
Institutional Support	41,698,230	41,380,954	30,268,804	(11,112,150)	(26.85)	
Operation & Maintenance of Physical Plant	15,707,258	16,568,897	17,397,342	828,445	5.00	
Scholarships and Fellowships	16,674,600	17,568,195	18,434,822	866,627	4.93	
<b>TOTAL EDUCATIONAL AND GENERAL EXPENDITURES FUNCTION</b>	<b>134,300,698</b>	<b>149,805,486</b>	<b>142,640,909</b>	<b>(7,164,577)</b>	<b>(4.78)</b>	<b>142,244,233</b>
<u>Educational and General Expenditures by Object</u>						
Salaries and Wages	51,345,063	61,169,492	63,053,780	1,884,288	3.08	
Employee Benefits	13,647,593	19,683,831	20,077,507	393,676	2.00	
Supplies and Expenses	39,996,072	43,338,283	32,117,232	(11,221,051)	(25.89)	
Equipment and Other Capital Assets	7,768,494	2,070,080	2,121,259	51,179	2.47	
Fuel and Metered Utilities	4,868,876	5,150,000	6,150,000	1,000,000	19.42	
Scholarships and Fellowships	16,674,600	18,393,800	19,121,131	727,331	3.95	
<b>TOTAL EDUCATIONAL AND GENERAL EXPENDITURES BY OBJECT</b>	<b>134,300,698</b>	<b>149,805,486</b>	<b>142,640,909</b>	<b>(7,164,577)</b>	<b>(4.78)</b>	<b>142,244,233</b>
<u>Auxiliary Enterprises</u>						
Auxiliary Beginning Balance	4,150,730	7,778,453	14,344,678	6,566,225	84.42	14,344,678
<u>AUXILIARY REVENUES</u>						
Sales and Services	13,427,549	16,146,806	16,146,806	0	0.00	
<b>TOTAL AUXILIARY REVENUES</b>	<b>13,427,549</b>	<b>16,146,806</b>	<b>16,146,806</b>	<b>0</b>	<b>0.00</b>	<b>16,146,806</b>
<b>TOTAL AVAILABLE AUXILIARY</b>	<b>17,578,279</b>	<b>23,925,259</b>	<b>30,491,484</b>	<b>6,566,225</b>	<b>27.44</b>	<b>30,491,484</b>
<u>Auxiliary Expenditures</u>						
Salaries and Wages	1,468,500	1,601,330	1,684,560	83,230	5.20	
Employee Benefits	441,247	692,832	727,473	34,641	5.00	
Supplies and Expenses	7,890,079	7,256,419	7,619,240	362,821	5.00	
Equipment and Other Capital Assets	0	30,000	40,000	10,000	33.33	
<b>TOTAL AUXILIARY ENTERPRISES EXPENDITURES</b>	<b>9,799,826</b>	<b>9,580,581</b>	<b>10,071,273</b>	<b>490,692</b>	<b>5.12</b>	<b>10,071,273</b>
<b>TOTAL AUXILIARY EXPENDITURES AND TRANSFERS</b>	<b>9,799,826</b>	<b>9,580,581</b>	<b>10,071,273</b>	<b>490,692</b>	<b>5.12</b>	<b>10,071,273</b>
<b>TOTAL AUXILIARY ENDING BALANCE</b>	<b>7,778,453</b>	<b>14,344,678</b>	<b>20,420,211</b>	<b>6,075,533</b>	<b>42.35</b>	<b>20,420,211</b>
<u>PERSONNEL</u>						
Educational and General	1,159.00	1,235.00	1,235.00	0.00	0.00	
Auxiliary Enterprises	58.00	69.00	72.00	3.00	4.35	
<b>TOTAL PERSONNEL</b>	<b>1,217.00</b>	<b>1,304.00</b>	<b>1,307.00</b>	<b>3.00</b>	<b>0.23</b>	
<u>UNRESTRICTED FINANCIAL SUMMARY</u>						
Educational and General Beginning Balance	45,102,351	47,799,725	42,652,541	(5,147,184)	(10.77)	

**ALABAMA STATE UNIVERSITY**

	Actual 2022	Estimated 2023	Requested 2024	Increase/(Decrease) From Prior Year		Governor's Recommendation 2024
				Amount	Percent	
<u>REVENUES</u>						
Education Trust Fund:						
Operations and Maintenance	44,994,842	48,404,823	60,506,029	12,101,206	25.00	
Desegregation Planning	184,906	184,906	184,906	0	0.00	
Dormitory /Building Renovations	500,000	500,000	625,000	125,000	25.00	
Title VI Program Enhancement	1,657,477	1,657,477	1,657,477	0	0.00	
EdD in Educational Leadership, Policy and Law	2,392,969	2,392,969	2,392,969	0	0.00	
Health Information Management Program	479,323	479,323	479,323	0	0.00	
Occupational Therapy Program	520,980	520,980	520,980	0	0.00	
Physical Therapy Program	1,630,747	1,630,747	1,630,747	0	0.00	
Transfer to Forensic Science	100,000	100,000	100,000	0	0.00	
ETF Advancement & Technology Fund	1,210,494	0	0	0	.....	
Education Trust Fund - Supplemental Appropriation	1,350,000	0	0	0	.....	
Department of Education - In Service Center	236,454	282,287	282,287	0	0.00	
Other State Funds	193,661	0	5,000,000	5,000,000	.....	
Federal Fund	245,472	500,000	500,000	0	0.00	
Tuition and Fees	52,048,453	53,750,478	54,825,488	1,075,010	2.00	
Other Sources- Miscellaneous	4,180,468	8,953,484	8,953,484	0	0.00	
<b>TOTAL REVENUES</b>	<b>111,926,246</b>	<b>119,357,474</b>	<b>137,658,690</b>	<b>18,301,216</b>	<b>15.33</b>	
<b>TOTAL AVAILABLE</b>	<b>157,028,597</b>	<b>167,157,199</b>	<b>180,311,231</b>	<b>13,154,032</b>	<b>7.87</b>	
Less						
<b>TOTAL EDUCATIONAL AND GENERAL EXPENDITURES</b>	<b>101,590,947</b>	<b>116,510,533</b>	<b>121,179,049</b>	<b>4,668,516</b>	<b>4.01</b>	
<u>EDUCATIONAL AND GENERAL TRANSFERS (NET)</u>						
Mandatory	2,715,326	3,277,591	3,277,591	0	0.00	
Non-Mandatory	4,922,599	4,716,534	4,716,534	0	0.00	
<b>TOTAL EDUCATIONAL AND GENERAL TRANSFERS</b>	<b>7,637,925</b>	<b>7,994,125</b>	<b>7,994,125</b>	<b>0</b>	<b>0.00</b>	
<b>TOTAL EDUCATIONAL AND GENERAL EXPENDITURES AND TRANSFERS</b>	<b>109,228,872</b>	<b>124,504,658</b>	<b>129,173,174</b>	<b>4,668,516</b>	<b>3.75</b>	
<b>EDUCATIONAL AND GENERAL ENDING BALANCE</b>	<b>47,799,725</b>	<b>42,652,541</b>	<b>51,138,057</b>	<b>8,485,516</b>	<b>19.89</b>	
<u>Educational and General Expenditures by Function</u>						
Instruction	27,413,034	34,081,345	34,628,401	547,056	1.61	
Research	383,131	395,738	415,525	19,787	5.00	
Public Service	513,184	619,084	650,038	30,954	5.00	
Academic Support	8,862,841	12,727,292	13,363,657	636,365	5.00	
Student Services	13,085,703	16,302,010	17,117,111	815,101	5.00	
Institutional Support	19,403,903	18,640,740	19,572,777	932,037	5.00	
Operation & Maintenance of Physical Plant	15,639,618	16,568,897	17,397,342	828,445	5.00	
Scholarships and Fellowships	16,289,533	17,175,427	18,034,198	858,771	5.00	

**ALABAMA STATE UNIVERSITY**

	Actual 2022	Estimated 2023	Requested 2024	Increase/(Decrease) From Prior Year		Governor's Recommendation 2024
				Amount	Percent	
TOTAL EDUCATIONAL AND GENERAL EXPENDITURES FUNCTION	101,590,947	116,510,533	121,179,049	4,668,516	4.01	
<u>Educational and General Expenditures by Object</u>						
Salaries and Wages	44,312,921	51,596,988	53,289,826	1,692,838	3.28	
Employee Benefits	12,135,104	17,333,513	17,680,183	346,670	2.00	
Supplies and Expenses	21,352,988	23,544,098	24,426,155	882,057	3.75	
Equipment and Other Capital Assets	2,631,525	977,747	1,007,079	29,332	3.00	
Fuel and Metered Utilities	4,868,876	5,150,000	6,150,000	1,000,000	19.42	
Scholarships and Fellowships	16,289,533	17,908,187	18,625,806	717,619	4.01	
TOTAL EDUCATIONAL AND GENERAL EXPENDITURES BY OBJECT	101,590,947	116,510,533	121,179,049	4,668,516	4.01	
<u>PERSONNEL</u>						
Educational and General	979.00	1,035.00	1,035.00	0.00	0.00	
Auxiliary Enterprises	58.00	69.00	72.00	3.00	4.35	
TOTAL PERSONNEL	1,037.00	1,104.00	1,107.00	3.00	0.27	
<u>RESTRICTED FINANCIAL SUMMARY</u>						
Educational and General Beginning Balance	4,867,409	6,538,605	5,822,464	(716,141)	(10.95)	
<u>REVENUES</u>						
Other State Funds	3,316,750	3,383,085	3,416,915	33,830	1.00	
Federal Funds - Coronavirus Relief Fund	14,428,746	11,000,000	0	(11,000,000)	(100.00)	
Federal Funds	13,574,836	14,482,081	14,626,902	144,821	1.00	
Other Sources- Miscellaneous	3,060,615	3,713,646	3,750,783	37,137	1.00	
TOTAL REVENUES	34,380,947	32,578,812	21,794,600	(10,784,212)	(33.10)	
TOTAL AVAILABLE	39,248,356	39,117,417	27,617,064	(11,500,353)	(29.40)	
Less						
TOTAL EDUCATIONAL AND GENERAL EXPENDITURES	32,709,751	33,294,953	21,461,860	(11,833,093)	(35.54)	
TOTAL EDUCATIONAL AND GENERAL EXPENDITURES AND TRANSFERS	32,709,751	33,294,953	21,461,860	(11,833,093)	(35.54)	
EDUCATIONAL AND GENERAL ENDING BALANCE	6,538,605	5,822,464	6,155,204	332,740	5.71	
<u>Educational and General Expenditures by Function</u>						
Instruction	1,367,345	1,394,692	1,422,585	27,893	2.00	
Research	2,894,462	2,952,351	3,011,398	59,047	2.00	
Public Service	2,462,971	2,512,230	2,562,475	50,245	2.00	
Academic Support	2,123,745	2,166,220	2,209,544	43,324	2.00	
Student Services	1,114,194	1,136,478	1,159,207	22,729	2.00	
Institutional Support	22,294,327	22,740,214	10,696,027	(12,044,187)	(52.96)	
Operation and Maintenance of Physical Plant	67,640	0	0	0	.....	

**ALABAMA STATE UNIVERSITY**

	Actual 2022	Estimated 2023	Requested 2024	Increase/(Decrease) From Prior Year		Governor's Recommendation 2024
				Amount	Percent	
Scholarships and Fellowships	385,067	392,768	400,624	7,856	2.00	
TOTAL EDUCATIONAL AND GENERAL EXPENDITURES FUNCTION	32,709,751	33,294,953	21,461,860	(11,833,093)	(35.54)	
<u>Educational and General Expenditures by Object</u>						
Salaries and Wages	7,032,142	9,572,504	9,763,954	191,450	2.00	
Employee Benefits	1,512,489	2,350,318	2,397,324	47,006	2.00	
Supplies and Expenses	18,643,084	19,794,185	7,691,077	(12,103,108)	(61.14)	
Equipment and Other Capital Assets	5,136,969	1,092,333	1,114,180	21,847	2.00	
Scholarships and Fellowships	385,067	485,613	495,325	9,712	2.00	
TOTAL EDUCATIONAL AND GENERAL EXPENDITURES BY OBJECT	32,709,751	33,294,953	21,461,860	(11,833,093)	(35.54)	
<u>PERSONNEL</u>						
Educational and General	180.00	200.00	200.00	0.00	0.00	

**ATHENS STATE UNIVERSITY**

	Actual 2022	Estimated 2023	Requested 2024	Increase/(Decrease) From Prior Year		Governor's Recommendation 2024
				Amount	Percent	
<b><u>COMBINED FINANCIAL SUMMARY</u></b>						
Educational and General Beginning Balance	16,959,920	18,054,644	18,054,644	0	0.00	18,054,644
<b><u>REVENUES</u></b>						
Education Trust Fund - Operations & Maintenance	15,739,039	18,588,496	22,473,849	3,885,353	20.90	19,630,912
Education Trust Fund - Arts Center	181,455	256,455	256,455	0	0.00	256,455
Education Trust Fund - Community College Collaboration	225,000	275,000	275,000	0	0.00	275,000
Education Trust Fund - Center for Excellence in Education						
Diversity	0	325,000	325,000	0	0.00	325,000
Education Trust Fund - Supplemental Appropriation	525,000	0	0	0	.....	0
ETF Advancement & Technology Fund	1,013,483	0	0	0	.....	0
State Department of Education - In-Service Center	229,004	274,838	274,838	0	0.00	*
Other State Funds	3,364,201	3,336,778	3,972,778	636,000	19.06	3,972,778
Federal Funds	20,627,513	18,882,843	20,687,259	1,804,416	9.56	20,687,259
Local Funds	245,606	200,000	200,000	0	0.00	200,000
Tuition and Fees	19,301,340	21,334,182	22,143,882	809,700	3.80	22,143,882
Other Sources - Investment Income	186,289	200,000	200,000	0	0.00	200,000
Other Sources - Indirect Costs	99,554	0	0	0	.....	0
Other Sources - Leases	255,552	210,000	220,000	10,000	4.76	220,000
Other Sources - Miscellaneous	365,273	145,000	145,000	0	0.00	145,000
Federal Funds - Coronavirus Relief Fund	2,099,185	0	0	0	.....	0
<b>TOTAL REVENUES</b>	<b>64,457,494</b>	<b>64,028,592</b>	<b>71,174,061</b>	<b>7,145,469</b>	<b>11.16</b>	<b>68,056,286</b>
<b>TOTAL AVAILABLE</b>	<b>81,417,414</b>	<b>82,083,236</b>	<b>89,228,705</b>	<b>7,145,469</b>	<b>8.71</b>	<b>86,110,930</b>
Less						
<b>TOTAL EDUCATIONAL AND GENERAL EXPENDITURES</b>	<b>61,035,920</b>	<b>61,976,697</b>	<b>68,624,061</b>	<b>6,647,364</b>	<b>10.73</b>	<b>66,306,286</b>
<b><u>EDUCATIONAL AND GENERAL TRANSFERS (NET)</u></b>						
Mandatory	1,651,497	1,901,895	1,600,000	(301,895)	(15.87)	
Non-Mandatory	675,353	150,000	150,000	0	0.00	
<b>TOTAL EDUCATIONAL AND GENERAL TRANSFERS</b>	<b>2,326,850</b>	<b>2,051,895</b>	<b>1,750,000</b>	<b>(301,895)</b>	<b>(14.71)</b>	<b>1,750,000</b>
<b>TOTAL EDUCATIONAL AND GENERAL EXPENDITURES AND TRANSFERS</b>	<b>63,362,770</b>	<b>64,028,592</b>	<b>70,374,061</b>	<b>6,345,469</b>	<b>9.91</b>	<b>64,556,286</b>
<b>EDUCATIONAL AND GENERAL ENDING BALANCE</b>	<b>18,054,644</b>	<b>18,054,644</b>	<b>18,854,644</b>	<b>800,000</b>	<b>4.43</b>	<b>18,054,644</b>

\* Funding will be through the State Department of Education.

**Educational and General Expenditures by Function**

Instruction	19,078,264	20,539,694	23,148,396	2,608,702	12.70
Academic Support	3,573,588	4,310,574	4,541,028	230,454	5.35
Student Services	3,524,948	4,831,944	5,251,361	419,417	8.68
Institutional Support	9,110,730	8,664,320	10,086,420	1,422,100	16.41
Operation & Maintenance of Physical Plant	3,772,730	4,048,472	4,454,714	406,242	10.03
Scholarships and Fellowships	21,975,660	19,581,693	21,142,142	1,560,449	7.97

**ATHENS STATE UNIVERSITY**

	Actual 2022	Estimated 2023	Requested 2024	Increase/(Decrease) From Prior Year		Governor's Recommendation 2024
				Amount	Percent	
TOTAL EDUCATIONAL AND GENERAL EXPENDITURES BY FUNCTION	61,035,920	61,976,697	68,624,061	6,647,364	10.73	66,306,286
<u>Educational and General Expenditures by Object</u>						
Salaries and Wages	21,308,382	24,865,723	27,501,973	2,636,250	10.60	
Employee Benefits	6,819,370	7,963,370	8,779,215	815,845	10.24	
Supplies and Expenses	10,575,929	9,477,266	11,075,731	1,598,465	16.87	
Equipment and Other Capital Assets	329,701	88,645	125,000	36,355	41.01	
Scholarships and Fellowships	22,002,538	19,581,693	21,142,142	1,560,449	7.97	
TOTAL EDUCATIONAL AND GENERAL EXPENDITURES BY OBJECT	61,035,920	61,976,697	68,624,061	6,647,364	10.73	66,306,286
<u>Auxiliary Enterprises</u>						
Auxiliary Beginning Balance	149,351	339,474	215,763	(123,711)	(36.44)	215,763
<u>AUXILIARY REVENUES</u>						
Sales and Services	409,684	369,591	400,000	30,409	8.23	
TOTAL AUXILIARY REVENUES	409,684	369,591	400,000	30,409	8.23	400,000
TOTAL AVAILABLE AUXILIARY	559,035	709,065	615,763	(93,302)	(13.16)	615,763
<u>Auxiliary Expenditures</u>						
Salaries and Wages	185,704	280,134	285,000	4,866	1.74	
Employee Benefits	64,641	93,373	95,000	1,627	1.74	
Supplies and Expenses	219,216	269,795	220,000	(49,795)	(18.46)	
TOTAL AUXILIARY ENTERPRISES EXPENDITURES	469,561	643,302	600,000	(43,302)	(6.73)	600,000
<u>AUXILIARY ENTERPRISES TRANSFERS (NET)</u>						
Non-Mandatory	(250,000)	(150,000)	(200,000)	(50,000)	33.33	
TOTAL AUXILIARY TRANSFERS	(250,000)	(150,000)	(200,000)	(50,000)	33.33	(200,000)
TOTAL AUXILIARY EXPENDITURES AND TRANSFERS	219,561	493,302	400,000	(93,302)	(18.91)	400,000
TOTAL AUXILIARY ENDING BALANCE	339,474	215,763	215,763	0	0.00	215,763
<u>PERSONNEL</u>						
Educational and General	261.20	288.15	319.40	31.25	10.85	
Auxiliary Enterprises	4.50	5.20	6.00	0.80	15.38	
TOTAL PERSONNEL	265.70	293.35	325.40	32.05	10.93	
<u>UNRESTRICTED FINANCIAL SUMMARY</u>						
Educational and General Beginning Balance	16,383,019	17,303,707	17,303,707	0	0.00	
<u>REVENUES</u>						

**ATHENS STATE UNIVERSITY**

	Actual 2022	Estimated 2023	Requested 2024	Increase/(Decrease)		Governor's Recommendation 2024
				From Prior Year		
				Amount	Percent	
Education Trust Fund - Operations & Maintenance	15,739,039	18,588,496	22,473,849	3,885,353	20.90	
Education Trust Fund - Arts Center	181,455	256,455	256,455	0	0.00	
Education Trust Fund - Community College Collaboration	225,000	275,000	275,000	0	0.00	
Education Trust Fund - Center for Excellence in Education Diversity	0	325,000	325,000	0	0.00	
Education Trust Fund - Supplemental Appropriation	525,000	0	0	0	.....	
ETF Advancement & Technology Fund	1,013,483	0	0	0	.....	
State Department of Education - In-Service Center	229,004	274,838	274,838	0	0.00	
Local Funds	223,665	200,000	200,000	0	0.00	
Tuition and Fees	19,301,340	21,334,182	22,143,882	809,700	3.80	
Other Sources - Investment Income	185,537	200,000	200,000	0	0.00	
Other Sources - Leases	255,552	210,000	220,000	10,000	4.76	
Other Sources - Miscellaneous	345,313	145,000	145,000	0	0.00	
<b>TOTAL REVENUES</b>	<b>38,224,388</b>	<b>41,808,971</b>	<b>46,514,024</b>	<b>4,705,053</b>	<b>11.25</b>	
<b>TOTAL AVAILABLE</b>	<b>54,607,407</b>	<b>59,112,678</b>	<b>63,817,731</b>	<b>4,705,053</b>	<b>7.96</b>	
Less						
<b>TOTAL EDUCATIONAL AND GENERAL EXPENDITURES</b>	<b>34,876,850</b>	<b>39,757,076</b>	<b>43,964,024</b>	<b>4,206,948</b>	<b>10.58</b>	
<u>EDUCATIONAL AND GENERAL TRANSFERS (NET)</u>						
Mandatory	1,651,497	1,901,895	1,600,000	(301,895)	(15.87)	
Non-Mandatory	775,353	150,000	150,000	0	0.00	
<b>TOTAL EDUCATIONAL AND GENERAL TRANSFERS</b>	<b>2,426,850</b>	<b>2,051,895</b>	<b>1,750,000</b>	<b>(301,895)</b>	<b>(14.71)</b>	
<b>TOTAL EDUCATIONAL AND GENERAL EXPENDITURES AND TRANSFERS</b>	<b>37,303,700</b>	<b>41,808,971</b>	<b>45,714,024</b>	<b>3,905,053</b>	<b>9.34</b>	
<b>EDUCATIONAL AND GENERAL ENDING BALANCE</b>	<b>17,303,707</b>	<b>17,303,707</b>	<b>18,103,707</b>	<b>800,000</b>	<b>4.62</b>	
<u>Educational and General Expenditures by Function</u>						
Instruction	15,022,661	16,753,816	18,621,501	1,867,685	11.15	
Academic Support	3,552,166	4,177,574	4,453,028	275,454	6.59	
Student Services	2,953,773	4,387,694	4,848,361	460,667	10.50	
Institutional Support	8,552,031	8,664,320	10,086,420	1,422,100	16.41	
Operation & Maintenance of Physical Plant	3,523,917	4,048,472	4,454,714	406,242	10.03	
Scholarships and Fellowships	1,272,302	1,725,200	1,500,000	(225,200)	(13.05)	
<b>TOTAL EDUCATIONAL AND GENERAL EXPENDITURES BY FUNCTION</b>	<b>34,876,850</b>	<b>39,757,076</b>	<b>43,964,024</b>	<b>4,206,948</b>	<b>10.58</b>	
<u>Educational and General Expenditures by Object</u>						
Salaries and Wages	19,254,136	22,703,803	24,967,888	2,264,085	9.97	
Employee Benefits	6,159,700	7,268,285	7,968,308	700,023	9.63	
Supplies and Expenses	8,102,998	7,971,143	9,402,828	1,431,685	17.96	
Equipment and Other Capital Assets	60,836	88,645	125,000	36,355	41.01	
Scholarships and Fellowships	1,299,180	1,725,200	1,500,000	(225,200)	(13.05)	



**ATHENS STATE UNIVERSITY**

	Actual 2022	Estimated 2023	Requested 2024	Increase/(Decrease) From Prior Year		Governor's Recommendation 2024
				Amount	Percent	
TOTAL EDUCATIONAL AND GENERAL EXPENDITURES BY OBJECT	34,876,850	39,757,076	43,964,024	4,206,948	10.58	
<b>PERSONNEL</b>						
Educational and General	235.00	259.85	286.10	26.25	10.10	
Auxiliary Enterprises	4.50	5.20	6.00	0.80	15.38	
TOTAL PERSONNEL	239.50	265.05	292.10	27.05	10.21	
<b><u>RESTRICTED FINANCIAL SUMMARY</u></b>						
Educational and General Beginning Balance	576,901	750,937	750,937	0	0.00	
<b>REVENUES</b>						
Other State Funds	3,364,201	3,336,778	3,972,778	636,000	19.06	
Federal Funds	20,627,513	18,882,843	20,687,259	1,804,416	9.56	
Local Funds	21,941	0	0	0	.....	
Other Source - Investment Income	752	0	0	0	.....	
Other Source - Indirect Costs	99,554	0	0	0	.....	
Other Sources - Miscellaneous	19,960	0	0	0	.....	
Federal Funds - Coronavirus Relief Fund	2,099,185	0	0	0	.....	
TOTAL REVENUES	26,233,106	22,219,621	24,660,037	2,440,416	10.98	
TOTAL AVAILABLE	26,810,007	22,970,558	25,410,974	2,440,416	10.62	
Less						
TOTAL EDUCATIONAL AND GENERAL EXPENDITURES	26,159,070	22,219,621	24,660,037	2,440,416	10.98	
<b><u>EDUCATIONAL AND GENERAL TRANSFERS (NET)</u></b>						
Non-Mandatory	(100,000)	0	0	0	.....	
TOTAL EDUCATIONAL AND GENERAL TRANSFERS	(100,000)	0	0	0	.....	
TOTAL EDUCATIONAL AND GENERAL EXPENDITURES AND TRANSFERS	26,059,070	22,219,621	24,660,037	2,440,416	10.98	
EDUCATIONAL AND GENERAL ENDING BALANCE	750,937	750,937	750,937	0	0.00	
<b><u>Educational and General Expenditures by Function</u></b>						
Instruction	4,055,603	3,785,878	4,526,895	741,017	19.57	
Academic Support	21,422	133,000	88,000	(45,000)	(33.83)	
Student Services	571,175	444,250	403,000	(41,250)	(9.29)	
Institutional Support	558,699	0	0	0	.....	
Operation and Maintenance of Physical Plant	248,813	0	0	0	.....	
Scholarships and Fellowships	20,703,358	17,856,493	19,642,142	1,785,649	10.00	

**ATHENS STATE UNIVERSITY**

	Actual 2022	Estimated 2023	Requested 2024	Increase/(Decrease) From Prior Year		Governor's Recommendation 2024
				Amount	Percent	
TOTAL EDUCATIONAL AND GENERAL EXPENDITURES BY FUNCTION	26,159,070	22,219,621	24,660,037	2,440,416	10.98	
<u>Educational and General Expenditures by Object</u>						
Salaries and Wages	2,054,246	2,161,920	2,534,085	372,165	17.21	
Employee Benefits	659,670	695,085	810,907	115,822	16.66	
Supplies and Expenses	2,472,931	1,506,123	1,672,903	166,780	11.07	
Equipment and Other Capital Assets	268,865	0	0	0	.....	
Scholarships and Fellowships	20,703,358	17,856,493	19,642,142	1,785,649	10.00	
TOTAL EDUCATIONAL AND GENERAL EXPENDITURES BY OBJECT	26,159,070	22,219,621	24,660,037	2,440,416	10.98	
<u>PERSONNEL</u>						
Educational and General	26.20	28.30	33.30	5.00	17.67	

**AUBURN UNIVERSITY**

	Actual 2022	Estimated 2023	Requested 2024	Increase/(Decrease) From Prior Year		Governor's Recommendation 2024
				Amount	Percent	
<b><u>COMBINED FINANCIAL SUMMARY</u></b>						
Educational and General Beginning Balance	545,963,720	551,343,384	551,343,384	0	0.00	551,343,384
<b><u>REVENUES</u></b>						
Education Trust Fund - Operations & Maintenance	204,639,947	224,930,828	247,423,911	22,493,083	10.00	244,305,604
Education Trust Fund - Poultry Technology Center	250,000	250,000	250,000	0	0.00	250,000
Education Trust Fund - CTL Outreach and Research	940,125	940,125	940,125	0	0.00	690,125
Education Trust Fund - College of Architecture	0	0	0	0	.....	250,000
Education Trust Fund - Opioid Addiction Recovery Center	125,000	0	0	0	.....	0
Education Trust Fund - National Livestock Competition	250,000	250,000	250,000			250,000
ETF Advancement and Technology Fund	8,590,978	0	0	0	.....	0
State Department of Education - In-Service Center	238,384	284,217	284,217	0	0.00	*
Other State Funds	14,565,612	0	0	0	.....	0
Local Funds	59,563,124	0	0	0	.....	
Tuition and Fees	641,767,368	673,237,152	693,434,267	20,197,115	3.00	693,434,267
Other Sources - Miscellaneous	226,056,567	268,843,899	276,563,097	7,719,198	2.87	276,563,097
<b>TOTAL REVENUES</b>	<b>1,156,987,105</b>	<b>1,168,736,221</b>	<b>1,219,145,617</b>	<b>50,409,396</b>	<b>4.31</b>	<b>1,215,743,093</b>
<b>TOTAL AVAILABLE</b>	<b>1,702,950,825</b>	<b>1,720,079,605</b>	<b>1,770,489,001</b>	<b>50,409,396</b>	<b>2.93</b>	<b>1,767,086,477</b>
Less						
<b>TOTAL EDUCATIONAL AND GENERAL EXPENDITURES</b>	<b>1,052,087,573</b>	<b>1,124,570,074</b>	<b>1,181,145,617</b>	<b>56,575,543</b>	<b>5.03</b>	<b>1,177,743,093</b>
<b><u>EDUCATIONAL AND GENERAL TRANSFERS (NET)</u></b>						
Mandatory	42,485,407	37,982,231	38,000,000	17,769	0.05	
Non-Mandatory	57,034,461	6,183,916	0	(6,183,916)	(100.00)	
<b>TOTAL EDUCATIONAL AND GENERAL TRANSFERS</b>	<b>99,519,868</b>	<b>44,166,147</b>	<b>38,000,000</b>	<b>(6,166,147)</b>	<b>(13.96)</b>	<b>38,000,000</b>
<b>TOTAL EDUCATIONAL AND GENERAL EXPENDITURES AND TRANSFERS</b>	<b>1,151,607,441</b>	<b>1,168,736,221</b>	<b>1,219,145,617</b>	<b>50,409,396</b>	<b>4.31</b>	<b>1,215,743,093</b>
<b>EDUCATIONAL AND GENERAL ENDING BALANCE</b>	<b>551,343,384</b>	<b>551,343,384</b>	<b>551,343,384</b>	<b>0</b>	<b>0.00</b>	<b>551,343,384</b>

\* Funding will be through the State Department of Education.

**Educational and General Expenditures by Function**

Instruction	207,219,307	263,252,324	283,354,006	20,101,682	7.64	
Research	205,383,464	159,609,318	169,112,392	9,503,074	5.95	
Public Service	55,874,319	49,595,736	51,301,642	1,705,906	3.44	
Academic Support	142,700,172	213,748,281	222,471,967	8,723,686	4.08	
Student Services	34,094,485	73,545,036	77,572,879	4,027,843	5.48	
Institutional Support	91,055,872	129,221,149	134,880,884	5,659,735	4.38	
Operation & Maintenance of Physical Plant	79,465,182	55,335,800	58,202,697	2,866,897	5.18	
Scholarships and Fellowships	236,294,772	180,262,430	184,249,150	3,986,720	2.21	
<b>TOTAL EDUCATIONAL AND GENERAL</b>						

**AUBURN UNIVERSITY**

	Actual 2022	Estimated 2023	Requested 2024	Increase/(Decrease) From Prior Year		Governor's Recommendation 2024
				Amount	Percent	
EXPENDITURES FUNCTION	1,052,087,573	1,124,570,074	1,181,145,617	56,575,543	5.03	1,177,743,093
<u>Educational and General Expenditures by Object</u>						
Salaries and Wages	446,934,740	490,548,387	505,264,839	14,716,452	3.00	
Employee Benefits	156,813,778	157,822,562	162,557,239	4,734,677	3.00	
Supplies and Expenses	209,056,484	279,545,843	311,196,870	31,651,027	11.32	
Equipment and Other Capital Assets	26,324,160	16,390,852	17,877,519	1,486,667	9.07	
Scholarships and Fellowships	212,958,411	180,262,430	184,249,150	3,986,720	2.21	
TOTAL EDUCATIONAL AND GENERAL EXPENDITURES BY OBJECT	1,052,087,573	1,124,570,074	1,181,145,617	56,575,543	5.03	1,177,743,093
<u>Auxiliary Enterprises</u>						
Auxiliary Beginning Balance	27,945,769	57,300,404	57,300,404	0	0.00	57,300,404
<u>AUXILIARY REVENUES</u>						
Sales and Services	231,614,828	186,362,062	193,816,544	7,454,482	4.00	
TOTAL AUXILIARY REVENUES	231,614,828	186,362,062	193,816,544	7,454,482	4.00	193,816,544
TOTAL AVAILABLE AUXILIARY	259,560,597	243,662,466	251,116,948	7,454,482	3.06	251,116,948
<u>Auxiliary Expenditures</u>						
Salaries and Wages	52,305,633	53,646,931	55,256,339	1,609,408	3.00	
Employee Benefits	13,695,899	13,060,677	13,452,497	391,820	3.00	
Supplies and Expenses	89,731,736	88,873,930	94,080,287	5,206,357	5.86	
Equipment and Other Capital Assets	824,531	4,440,600	4,687,497	246,897	5.56	
TOTAL AUXILIARY ENTERPRISES EXPENDITURES	156,557,799	160,022,138	167,476,620	7,454,482	4.66	167,476,620
<u>AUXILIARY ENTERPRISES TRANSFERS (NET)</u>						
Mandatory	26,304,728	26,339,924	26,339,924	0	0.00	
Non-Mandatory	19,397,666	0	0	0	.....	
TOTAL AUXILIARY TRANSFERS	45,702,394	26,339,924	26,339,924	0	0.00	26,339,924
TOTAL AUXILIARY EXPENDITURES AND TRANSFERS	202,260,193	186,362,062	193,816,544	7,454,482	4.00	193,816,544
TOTAL AUXILIARY ENDING BALANCE	57,300,404	57,300,404	57,300,404	0	0.00	57,300,404
<u>PERSONNEL</u>						
Educational and General	9,331.88	9,576.72	9,576.67	(0.05)	0.00	
Auxiliary Enterprises	1,170.56	1,171.30	1,206.43	35.13	3.00	
TOTAL PERSONNEL	10,502.44	10,748.02	10,783.10	35.08	0.33	
<u>UNRESTRICTED FINANCIAL SUMMARY</u>						
Educational and General Beginning Balance	427,675,398	421,573,713	421,573,713	0	0.00	
<u>REVENUES</u>						

**AUBURN UNIVERSITY**

	Actual 2022	Estimated 2023	Requested 2024	Increase/(Decrease)		Governor's Recommendation 2024
				From Prior Year		
				Amount	Percent	
Education Trust Fund - Operations & Maintenance	204,639,947	224,930,828	247,423,911	22,493,083	10.00	
Education Trust Fund - Poultry Technology Center	250,000	250,000	250,000	0	0.00	
Education Trust Fund - CTL Outreach and Research	940,125	940,125	940,125	0	0.00	
Education Trust Fund - Opioid Addiction Recovery Center	125,000	0	0	0	.....	
Education Trust Fund - National Livestock Competition	250,000	250,000	250,000	0	0.00	
ETF Advancement and Technology Fund	8,590,978	0	0	0	.....	
State Department of Education - In-Service Center	238,384	284,217	284,217	0	0.00	
Tuition and Fees	641,767,368	673,237,152	693,434,267	20,197,115	3.00	
Other Sources - Miscellaneous	100,010,694	98,037,676	99,998,430	1,960,754	2.00	
<b>TOTAL REVENUES</b>	<b>956,812,496</b>	<b>997,929,998</b>	<b>1,042,580,950</b>	<b>44,650,952</b>	<b>4.47</b>	
<b>TOTAL AVAILABLE</b>	<b>1,384,487,894</b>	<b>1,419,503,711</b>	<b>1,464,154,663</b>	<b>44,650,952</b>	<b>3.15</b>	
Less						
<b>TOTAL EDUCATIONAL AND GENERAL EXPENDITURES</b>	<b>833,617,236</b>	<b>953,763,851</b>	<b>1,004,580,950</b>	<b>50,817,099</b>	<b>5.33</b>	
<b>EDUCATIONAL AND GENERAL TRANSFERS (NET)</b>						
Mandatory	42,485,442	37,982,231	38,000,000	17,769	0.05	
Non-Mandatory	86,811,503	6,183,916	0	(6,183,916)	(100.00)	
<b>TOTAL EDUCATIONAL AND GENERAL TRANSFERS</b>	<b>129,296,945</b>	<b>44,166,147</b>	<b>38,000,000</b>	<b>(6,166,147)</b>	<b>(13.96)</b>	
<b>TOTAL EDUCATIONAL AND GENERAL EXPENDITURES AND TRANSFERS</b>	<b>962,914,181</b>	<b>997,929,998</b>	<b>1,042,580,950</b>	<b>44,650,952</b>	<b>4.47</b>	
<b>EDUCATIONAL AND GENERAL ENDING BALANCE</b>	<b>421,573,713</b>	<b>421,573,713</b>	<b>421,573,713</b>	<b>0</b>	<b>0.00</b>	
<b>Educational and General Expenditures by Function</b>						
Instruction	199,178,806	256,966,035	276,941,991	19,975,956	7.77	
Research	93,294,058	71,974,684	76,948,714	4,974,030	6.91	
Public Service	27,667,171	27,542,599	28,807,442	1,264,843	4.59	
Academic Support	136,228,180	208,688,297	217,361,383	8,673,086	4.16	
Student Services	33,600,558	73,158,870	77,182,851	4,023,981	5.50	
Institutional Support	90,943,816	129,133,540	134,788,019	5,654,479	4.38	
Operation & Maintenance of Physical Plant	79,360,333	55,253,826	58,108,427	2,854,601	5.17	
Scholarships and Fellowships	173,344,314	131,046,000	134,442,123	3,396,123	2.59	
<b>TOTAL EDUCATIONAL AND GENERAL EXPENDITURES FUNCTION</b>	<b>833,617,236</b>	<b>953,763,851</b>	<b>1,004,580,950</b>	<b>50,817,099</b>	<b>5.33</b>	
<b>Educational and General Expenditures by Object</b>						
Salaries and Wages	390,420,695	444,755,255	458,097,913	13,342,658	3.00	
Employee Benefits	145,096,561	147,560,896	151,987,723	4,426,827	3.00	
Supplies and Expenses	133,363,048	214,010,848	242,175,672	28,164,824	13.16	
Equipment and Other Capital Assets	18,592,456	16,390,852	17,877,519	1,486,667	9.07	
Scholarships and Fellowships	146,144,476	131,046,000	134,442,123	3,396,123	2.59	
<b>TOTAL EDUCATIONAL AND GENERAL</b>						

**AUBURN UNIVERSITY**

	Actual 2022	Estimated 2023	Requested 2024	Increase/(Decrease) From Prior Year		Governor's Recommendation 2024
				Amount	Percent	
EXPENDITURES BY OBJECT	833,617,236	953,763,851	1,004,580,950	50,817,099	5.33	
<u>PERSONNEL</u>						
Educational and General	7,583.82	8,227.76	8,227.73	(0.03)	0.00	
Auxiliary Enterprises	1,170.56	1,171.30	1,206.43	35.13	3.00	
TOTAL PERSONNEL	8,754.38	9,399.06	9,434.16	35.10	0.37	
<u>RESTRICTED FINANCIAL SUMMARY</u>						
Educational and General Beginning Balance	118,288,322	129,769,671	129,769,671	0	0.00	
<u>REVENUES</u>						
Other State Funds	14,565,612	0	0	0	.....	
Local Funds	59,563,124	0	0	0	.....	
Other Sources - Miscellaneous	126,045,873	170,806,223	176,564,667	5,758,444	3.37	
TOTAL REVENUES	200,174,609	170,806,223	176,564,667	5,758,444	3.37	
TOTAL AVAILABLE	318,462,931	300,575,894	306,334,338	5,758,444	1.92	
Less						
TOTAL EDUCATIONAL AND GENERAL EXPENDITURES	218,470,337	170,806,223	176,564,667	5,758,444	3.37	
<u>EDUCATIONAL AND GENERAL TRANSFERS (NET)</u>						
Mandatory	(35)	0	0	0	.....	
Non-Mandatory	(29,777,042)	0	0	0	.....	
TOTAL EDUCATIONAL AND GENERAL TRANSFERS	(29,777,077)	0	0	0	.....	
TOTAL EDUCATIONAL AND GENERAL EXPENDITURES AND TRANSFERS	188,693,260	170,806,223	176,564,667	5,758,444	3.37	
EDUCATIONAL AND GENERAL ENDING BALANCE	129,769,671	129,769,671	129,769,671	0	0.00	
<u>Educational and General Expenditures by Function</u>						
Instruction	8,040,501	6,286,289	6,412,015	125,726	2.00	
Research	112,089,406	87,634,634	92,163,678	4,529,044	5.17	
Public Service	28,207,148	22,053,137	22,494,200	441,063	2.00	
Academic Support	6,471,992	5,059,984	5,110,584	50,600	1.00	
Student Services	493,927	386,166	390,028	3,862	1.00	
Institutional Support	112,056	87,609	92,865	5,256	6.00	
Operation & Maintenance of Physical Plant	104,849	81,974	94,270	12,296	15.00	
Scholarships and Fellowships	62,950,458	49,216,430	49,807,027	590,597	1.20	
TOTAL EDUCATIONAL AND GENERAL EXPENDITURES FUNCTION	218,470,337	170,806,223	176,564,667	5,758,444	3.37	
<u>Educational and General Expenditures by Object</u>						

**AUBURN UNIVERSITY**

	Actual 2022	Estimated 2023	Requested 2024	Increase/(Decrease) From Prior Year		Governor's Recommendation 2024
				Amount	Percent	
Salaries and Wages	56,514,045	45,793,132	47,166,926	1,373,794	3.00	
Employee Benefits	11,717,217	10,261,666	10,569,516	307,850	3.00	
Supplies and Expenses	75,693,436	65,534,995	69,021,198	3,486,203	5.32	
Equipment and Other Capital Assets	7,731,704	0	0	0	.....	
Scholarships and Fellowships	66,813,935	49,216,430	49,807,027	590,597	1.20	
<b>TOTAL EDUCATIONAL AND GENERAL EXPENDITURES BY OBJECT</b>	<b>218,470,337</b>	<b>170,806,223</b>	<b>176,564,667</b>	<b>5,758,444</b>	<b>3.37</b>	
<b><u>PERSONNEL</u></b>						
Educational and General	1,748.06	1,348.06	1,348.94	0.88	0.07	

**AUBURN UNIVERSITY - AGRICULTURE EXPERIMENT STATION**

	Actual 2022	Estimated 2023	Requested 2024	Increase/(Decrease) From Prior Year		Governor's Recommendation 2024
				Amount	Percent	
<b><u>COMBINED FINANCIAL SUMMARY</u></b>						
Educational and General Beginning Balance	39,422,663	40,332,122	40,332,122	0	0.00	40,332,122
<b><u>REVENUES</u></b>						
Education Trust Fund - Operations & Maintenance	36,416,048	38,783,091	42,661,400	3,878,309	10.00	41,022,246
Other State Funds	688,221	0	0	0	.....	0
Federal Funds	10,884,056	10,371,855	10,683,011	311,156	3.00	10,683,011
Tuition and Fees	321	0	0	0	.....	0
Other Sources - Miscellaneous	17,101,861	13,625,246	13,980,869	355,623	2.61	13,980,869
<b>TOTAL REVENUES</b>	<b>65,090,507</b>	<b>62,780,192</b>	<b>67,325,280</b>	<b>4,545,088</b>	<b>7.24</b>	<b>65,686,126</b>
<b>TOTAL AVAILABLE</b>	<b>104,513,170</b>	<b>103,112,314</b>	<b>107,657,402</b>	<b>4,545,088</b>	<b>4.41</b>	<b>106,018,248</b>
Less						
<b>TOTAL EDUCATIONAL AND GENERAL EXPENDITURES</b>	<b>57,198,037</b>	<b>63,175,307</b>	<b>67,732,248</b>	<b>4,556,941</b>	<b>7.21</b>	<b>65,279,158</b>
<b><u>EDUCATIONAL AND GENERAL TRANSFERS (NET)</u></b>						
Non-Mandatory	6,983,011	(395,115)	(406,968)	(11,853)	3.00	
<b>TOTAL EDUCATIONAL AND GENERAL TRANSFERS</b>	<b>6,983,011</b>	<b>(395,115)</b>	<b>(406,968)</b>	<b>(11,853)</b>	<b>3.00</b>	<b>(406,968)</b>
<b>TOTAL EDUCATIONAL AND GENERAL EXPENDITURES AND TRANSFERS</b>	<b>64,181,048</b>	<b>62,780,192</b>	<b>67,325,280</b>	<b>4,545,088</b>	<b>7.24</b>	<b>65,686,126</b>
<b>EDUCATIONAL AND GENERAL ENDING BALANCE</b>	<b>40,332,122</b>	<b>40,332,122</b>	<b>40,332,122</b>	<b>0</b>	<b>0.00</b>	<b>40,332,122</b>
<b><u>Educational and General Expenditures by Function</u></b>						
Instruction	247,216	167,323	172,288	4,965	2.97	
Research	43,039,377	49,720,446	53,812,524	4,092,078	8.23	
Public Service	4,484,782	3,735,947	3,848,026	112,079	3.00	
Academic Support	3,707,630	3,332,741	3,521,596	188,855	5.67	
Institutional Support	3,832,511	3,303,424	3,388,595	85,171	2.58	
Operation & Maintenance of Physical Plant	1,797,773	2,907,688	2,981,249	73,561	2.53	
Scholarships and Fellowships	88,748	7,738	7,970	232	3.00	
<b>TOTAL EDUCATIONAL AND GENERAL EXPENDITURES BY FUNCTION</b>	<b>57,198,037</b>	<b>63,175,307</b>	<b>67,732,248</b>	<b>4,556,941</b>	<b>7.21</b>	<b>65,279,158</b>
<b><u>Educational and General Expenditures by Object</u></b>						
Salaries and Wages	23,149,299	26,444,981	27,238,330	793,349	3.00	
Employee Benefits	6,783,364	7,617,850	7,846,386	228,536	3.00	
Supplies and Expenses	24,767,087	27,137,476	30,547,532	3,410,056	12.57	
Equipment and Other Capital Assets	2,276,470	1,975,000	2,100,000	125,000	6.33	
Scholarships and Fellowships	221,817	0	0	0	.....	
<b>TOTAL EDUCATIONAL AND GENERAL EXPENDITURES BY OBJECT</b>	<b>57,198,037</b>	<b>63,175,307</b>	<b>67,732,248</b>	<b>4,556,941</b>	<b>7.21</b>	<b>65,279,158</b>



**AUBURN UNIVERSITY - AGRICULTURE EXPERIMENT STATION**

	Actual 2022	Estimated 2023	Requested 2024	Increase/(Decrease) From Prior Year		Governor's Recommendation 2024
				Amount	Percent	
<b>PERSONNEL</b>						
Educational and General	479.45	522.30	522.30	0.00	0.00	
<b>TOTAL PERSONNEL</b>	<b>479.45</b>	<b>522.30</b>	<b>522.30</b>	<b>0.00</b>	<b>0.00</b>	
<b><u>UNRESTRICTED FINANCIAL SUMMARY</u></b>						
Educational and General Beginning Balance	36,909,219	37,717,295	37,717,295	0	0.00	
<b>REVENUES</b>						
Education Trust Fund - Operations & Maintenance	36,416,048	38,783,091	42,661,400	3,878,309	10.00	
Tuition and Fees	321	0	0	0	.....	
Other Sources - Miscellaneous	7,941,343	5,308,000	5,414,160	106,160	2.00	
<b>TOTAL REVENUES</b>	<b>44,357,712</b>	<b>44,091,091</b>	<b>48,075,560</b>	<b>3,984,469</b>	<b>9.04</b>	
<b>TOTAL AVAILABLE</b>	<b>81,266,931</b>	<b>81,808,386</b>	<b>85,792,855</b>	<b>3,984,469</b>	<b>4.87</b>	
Less						
<b>TOTAL EDUCATIONAL AND GENERAL EXPENDITURES</b>	<b>36,443,984</b>	<b>44,486,206</b>	<b>48,482,528</b>	<b>3,996,322</b>	<b>8.98</b>	
<b>EDUCATIONAL AND GENERAL TRANSFERS (NET)</b>						
Non-Mandatory	7,105,652	(395,115)	(406,968)	(11,853)	3.00	
<b>TOTAL EDUCATIONAL AND GENERAL TRANSFERS</b>	<b>7,105,652</b>	<b>(395,115)</b>	<b>(406,968)</b>	<b>(11,853)</b>	<b>3.00</b>	
<b>TOTAL EDUCATIONAL AND GENERAL EXPENDITURES AND TRANSFERS</b>	<b>43,549,636</b>	<b>44,091,091</b>	<b>48,075,560</b>	<b>3,984,469</b>	<b>9.04</b>	
<b>EDUCATIONAL AND GENERAL ENDING BALANCE</b>	<b>37,717,295</b>	<b>37,717,295</b>	<b>37,717,295</b>	<b>0</b>	<b>0.00</b>	
<b><u>Educational and General Expenditures by Function</u></b>						
Instruction	61,406	0	0	0	.....	
Research	27,039,683	35,312,663	38,972,507	3,659,844	10.36	
Public Service	336,051	0	0	0	.....	
Academic Support	3,296,405	2,962,431	3,140,177	177,746	6.00	
Institutional Support	3,832,511	3,303,424	3,388,595	85,171	2.58	
Operation & Maintenance of Physical Plant	1,797,773	2,907,688	2,981,249	73,561	2.53	
Scholarships and Fellowships	80,155	0	0	0	.....	
<b>TOTAL EDUCATIONAL AND GENERAL EXPENDITURES BY FUNCTION</b>	<b>36,443,984</b>	<b>44,486,206</b>	<b>48,482,528</b>	<b>3,996,322</b>	<b>8.98</b>	
<b><u>Educational and General Expenditures by Object</u></b>						
Salaries and Wages	16,010,408	18,108,266	18,651,514	543,248	3.00	
Employee Benefits	4,878,507	5,438,131	5,601,275	163,144	3.00	
Supplies and Expenses	13,522,262	18,964,809	22,129,739	3,164,930	16.69	

**AUBURN UNIVERSITY - AGRICULTURE EXPERIMENT STATION**

	Actual 2022	Estimated 2023	Requested 2024	Increase/(Decrease) From Prior Year		Governor's Recommendation 2024
				Amount	Percent	
Equipment and Other Capital Assets	1,949,984	1,975,000	2,100,000	125,000	6.33	
Scholarships and Fellowships	82,823	0	0	0	.....	
<b>TOTAL EDUCATIONAL AND GENERAL EXPENDITURES BY OBJECT</b>	<b>36,443,984</b>	<b>44,486,206</b>	<b>48,482,528</b>	<b>3,996,322</b>	<b>8.98</b>	
<b><u>PERSONNEL</u></b>						
Educational and General-Unrestricted	312.75	336.89	336.88	(0.01)	0.00	
<b>TOTAL PERSONNEL</b>	<b>312.75</b>	<b>336.89</b>	<b>336.88</b>	<b>(0.01)</b>	<b>0.00</b>	
<b><u>RESTRICTED FINANCIAL SUMMARY</u></b>						
Educational and General Beginning Balance	2,513,444	2,614,827	2,614,827	0	0.00	
<b><u>REVENUES</u></b>						
Other State Funds	688,221	0	0	0	.....	
Federal Funds	10,884,056	10,371,855	10,683,011	311,156	3.00	
Other Sources - Miscellaneous	9,160,518	8,317,246	8,566,709	249,463	3.00	
<b>TOTAL REVENUES</b>	<b>20,732,795</b>	<b>18,689,101</b>	<b>19,249,720</b>	<b>560,619</b>	<b>3.00</b>	
<b>TOTAL AVAILABLE</b>	<b>23,246,239</b>	<b>21,303,928</b>	<b>21,864,547</b>	<b>560,619</b>	<b>2.63</b>	
Less						
<b>TOTAL EDUCATIONAL AND GENERAL EXPENDITURES</b>	<b>20,754,053</b>	<b>18,689,101</b>	<b>19,249,720</b>	<b>560,619</b>	<b>3.00</b>	
<b><u>EDUCATIONAL AND GENERAL TRANSFERS (NET)</u></b>						
Non-Mandatory	(122,641)	0	0	0	.....	
<b>TOTAL EDUCATIONAL AND GENERAL TRANSFERS</b>	<b>(122,641)</b>	<b>0</b>	<b>0</b>	<b>0</b>	<b>.....</b>	
<b>TOTAL EDUCATIONAL AND GENERAL EXPENDITURES AND TRANSFERS</b>	<b>20,631,412</b>	<b>18,689,101</b>	<b>19,249,720</b>	<b>560,619</b>	<b>3.00</b>	
<b>EDUCATIONAL AND GENERAL ENDING BALANCE</b>	<b>2,614,827</b>	<b>2,614,827</b>	<b>2,614,827</b>	<b>0</b>	<b>0.00</b>	
<b><u>Educational and General Expenditures by Function</u></b>						
Instruction	185,810	167,323	172,288	4,965	2.97	
Research	15,999,694	14,407,783	14,840,017	432,234	3.00	
Public Service	4,148,731	3,735,947	3,848,026	112,079	3.00	
Academic Support	411,225	370,310	381,419	11,109	3.00	
Scholarship and Fellowship	8,593	7,738	7,970	232	3.00	
<b>TOTAL EDUCATIONAL AND GENERAL EXPENDITURES BY FUNCTION</b>	<b>20,754,053</b>	<b>18,689,101</b>	<b>19,249,720</b>	<b>560,619</b>	<b>3.00</b>	
<b><u>Educational and General Expenditures by Object</u></b>						
Salaries and Wages	7,138,891	8,336,715	8,586,816	250,101	3.00	
Employee Benefits	1,904,857	2,179,719	2,245,111	65,392	3.00	

**AUBURN UNIVERSITY - AGRICULTURE EXPERIMENT STATION**

	Actual 2022	Estimated 2023	Requested 2024	Increase/(Decrease) <u>From Prior Year</u>		Governor's Recommendation 2024
				Amount	Percent	
Supplies and Expenses	11,244,825	8,172,667	8,417,793	245,126	3.00	
Equipment and Other Capital Assets	326,486	0	0	0	.....	
Scholarships and Fellowships	138,994	0	0	0	.....	
<b>TOTAL EDUCATIONAL AND GENERAL EXPENDITURES BY OBJECT</b>	<b>20,754,053</b>	<b>18,689,101</b>	<b>19,249,720</b>	<b>560,619</b>	<b>3.00</b>	
<u>PERSONNEL</u>						
Educational and General-Restricted	166.70	185.41	185.42	0.01	0.01	

**AUBURN UNIVERSITY - ALABAMA COOPERATIVE EXTENSION SYSTEM**

	Actual 2022	Estimated 2023	Requested 2024	Increase/(Decrease) From Prior Year		Governor's Recommendation 2024
				Amount	Percent	
<b><u>COMBINED FINANCIAL SUMMARY</u></b>						
Educational and General Beginning Balance	26,090,030	32,069,278	32,069,278	0	0.00	32,069,278
<b>REVENUES</b>						
Education Trust Fund - Operations & Maintenance	38,239,310	40,724,865	44,797,352	4,072,487	10.00	43,067,358
Education Trust Fund - 4H Youth Development						
Agricultural & Animal Sciences Extension Specialist	0	125,000	125,000	0	0.00	125,000
Other State Funds	411,537	0	0	0	.....	0
Federal Funds	10,067,915	11,281,157	11,619,592	338,435	3.00	11,619,592
Local Funds	2,388,118	2,570,850	2,647,976	77,126	3.00	2,647,976
Other Sources - Miscellaneous	9,945,744	9,852,629	10,132,598	279,969	2.84	10,132,598
<b>TOTAL REVENUES</b>	<b>61,052,624</b>	<b>64,554,501</b>	<b>69,322,518</b>	<b>4,768,017</b>	<b>7.39</b>	<b>67,592,524</b>
<b>TOTAL AVAILABLE</b>	<b>87,142,654</b>	<b>96,623,779</b>	<b>101,391,796</b>	<b>4,768,017</b>	<b>4.93</b>	<b>99,661,802</b>
Less						
TOTAL EDUCATIONAL AND GENERAL EXPENDITURES	54,843,409	70,343,302	75,222,517	4,879,215	6.94	61,692,524
<b><u>EDUCATIONAL AND GENERAL TRANSFERS (NET)</u></b>						
Non-Mandatory	229,967	(5,788,801)	(5,900,000)	(111,199)	1.92	
<b>TOTAL EDUCATIONAL AND GENERAL TRANSFERS</b>	<b>229,967</b>	<b>(5,788,801)</b>	<b>(5,900,000)</b>	<b>(111,199)</b>	<b>1.92</b>	<b>(5,900,000)</b>
<b>TOTAL EDUCATIONAL AND GENERAL EXPENDITURES AND TRANSFERS</b>	<b>55,073,376</b>	<b>64,554,501</b>	<b>69,322,517</b>	<b>4,768,016</b>	<b>7.39</b>	<b>55,792,524</b>
<b>EDUCATIONAL AND GENERAL ENDING BALANCE</b>	<b>32,069,278</b>	<b>32,069,278</b>	<b>32,069,279</b>	<b>1</b>	<b>0.00</b>	<b>43,869,278</b>
<b><u>Educational and General Expenditures by Function</u></b>						
Public Service	50,282,422	65,878,600	69,658,150	3,779,550	5.74	
Academic Support	48,569	0	0	0	.....	
Institutional Support	4,512,418	4,464,702	5,564,367	1,099,665	24.63	
<b>TOTAL EDUCATIONAL AND GENERAL EXPENDITURES BY FUNCTION</b>	<b>54,843,409</b>	<b>70,343,302</b>	<b>75,222,517</b>	<b>4,879,215</b>	<b>6.94</b>	<b>61,692,524</b>
<b><u>Educational and General Expenditures by Object</u></b>						
Salaries and Wages	27,434,089	34,056,497	35,078,191	1,021,694	3.00	
Employee Benefits	11,371,831	15,470,449	15,934,563	464,114	3.00	
Supplies and Expenses	16,012,358	20,816,356	24,209,763	3,393,407	16.30	
Equipment and Other Capital Assets	20,104	0	0	0	.....	

**AUBURN UNIVERSITY - ALABAMA COOPERATIVE EXTENSION SYSTEM**

	Actual 2022	Estimated 2023	Requested 2024	Increase/(Decrease) From Prior Year		Governor's Recommendation 2024
				Amount	Percent	
Scholarships and Fellowships	5,027	0	0	0	.....	
<b>TOTAL EDUCATIONAL AND GENERAL EXPENDITURES BY OBJECT</b>	<b>54,843,409</b>	<b>70,343,302</b>	<b>75,222,517</b>	<b>4,879,215</b>	<b>6.94</b>	<b>61,692,524</b>
<u>PERSONNEL</u>						
Educational and General	527.51	621.94	621.94	0.00	0.00	
<b>TOTAL PERSONNEL</b>	<b>527.51</b>	<b>621.94</b>	<b>621.94</b>	<b>0.00</b>	<b>0.00</b>	
<u>UNRESTRICTED FINANCIAL SUMMARY</u>						
Educational and General Beginning Balance	19,234,207	25,367,653	25,367,653	0	0.00	
<u>REVENUES</u>						
Education Trust Fund - Operations & Maintenance	38,239,310	40,724,865	44,797,352	4,072,487	10.00	
Education Trust Fund - 4H Youth Development						
Agricultural & Animal Sciences Extension Specialist	0	125,000	125,000	0	0.00	
Other Sources - Miscellaneous	2,243,640	1,561,025	1,592,246	31,221	2.00	
<b>TOTAL REVENUES</b>	<b>40,482,950</b>	<b>42,410,890</b>	<b>46,514,598</b>	<b>4,103,708</b>	<b>9.68</b>	
<b>TOTAL AVAILABLE</b>	<b>59,717,157</b>	<b>67,778,543</b>	<b>71,882,251</b>	<b>4,103,708</b>	<b>6.05</b>	
Less						
<b>TOTAL EDUCATIONAL AND GENERAL EXPENDITURES</b>	<b>34,016,583</b>	<b>48,199,691</b>	<b>52,414,598</b>	<b>4,214,907</b>	<b>8.74</b>	
<u>EDUCATIONAL AND GENERAL TRANSFERS (NET)</u>						
Non-Mandatory	332,921	(5,788,801)	(5,900,000)	(111,199)	1.92	
<b>TOTAL EDUCATIONAL AND GENERAL TRANSFERS</b>	<b>332,921</b>	<b>(5,788,801)</b>	<b>(5,900,000)</b>	<b>(111,199)</b>	<b>1.92</b>	
<b>TOTAL EDUCATIONAL AND GENERAL EXPENDITURES AND TRANSFERS</b>	<b>34,349,504</b>	<b>42,410,890</b>	<b>46,514,598</b>	<b>4,103,708</b>	<b>9.68</b>	
<b>EDUCATIONAL AND GENERAL ENDING BALANCE</b>	<b>25,367,653</b>	<b>25,367,653</b>	<b>25,367,653</b>	<b>0</b>	<b>0.00</b>	
<u>Educational and General Expenditures by Function</u>						
Public Service	29,455,596	43,734,989	46,850,231	3,115,242	7.12	
Academic Support	48,569	0	0	0	.....	
Institutional Support	4,512,418	4,464,702	5,564,367	1,099,665	24.63	

**AUBURN UNIVERSITY - ALABAMA COOPERATIVE EXTENSION SYSTEM**

	Actual 2022	Estimated 2023	Requested 2024	Increase/(Decrease) From Prior Year		Governor's Recommendation 2024
				Amount	Percent	
TOTAL EDUCATIONAL AND GENERAL EXPENDITURES BY FUNCTION	34,016,583	48,199,691	52,414,598	4,214,907	8.74	
<u>Educational and General Expenditures by Object</u>						
Salaries and Wages	17,215,200	22,328,514	22,998,369	669,855	3.00	
Employee Benefits	8,834,363	11,976,553	12,335,850	359,297	3.00	
Supplies and Expenses	7,967,020	13,894,624	17,080,379	3,185,755	22.93	
TOTAL EDUCATIONAL AND GENERAL EXPENDITURES BY OBJECT	34,016,583	48,199,691	52,414,598	4,214,907	8.74	
<u>PERSONNEL</u>						
Educational and General-Unrestricted	318.95	393.98	393.98	0.00	0.00	
TOTAL PERSONNEL	318.95	393.98	393.98	0.00	0.00	
<b><u>RESTRICTED FINANCIAL SUMMARY</u></b>						
Educational and General Beginning Balance	6,855,823	6,701,625	6,701,625	0	0.00	
<u>REVENUES</u>						
Other State Funds	411,537	0	0	0	.....	
Federal Funds	10,067,915	11,281,157	11,619,592	338,435	3.00	
Local Funds	2,388,118	2,570,850	2,647,976	77,126	3.00	
Other Sources - Miscellaneous	7,702,104	8,291,604	8,540,352	248,748	3.00	
TOTAL REVENUES	20,569,674	22,143,611	22,807,920	664,309	3.00	
TOTAL AVAILABLE	27,425,497	28,845,236	29,509,545	664,309	2.30	
Less						
TOTAL EDUCATIONAL AND GENERAL EXPENDITURES	20,826,826	22,143,611	22,807,919	664,308	3.00	
<u>EDUCATIONAL AND GENERAL TRANSFERS (NET)</u>						
Non-Mandatory	(102,954)	0	0	0	.....	
TOTAL EDUCATIONAL AND GENERAL TRANSFERS	(102,954)	0	0	0	.....	
TOTAL EDUCATIONAL AND GENERAL EXPENDITURES AND TRANSFERS	20,723,872	22,143,611	22,807,919	664,308	3.00	
EDUCATIONAL AND GENERAL ENDING BALANCE	6,701,625	6,701,625	6,701,626	1	0.00	

**AUBURN UNIVERSITY - ALABAMA COOPERATIVE EXTENSION SYSTEM**

	Actual 2022	Estimated 2023	Requested 2024	Increase/(Decrease) From Prior Year		Governor's Recommendation 2024
				Amount	Percent	
<u>Educational and General Expenditures by Function</u>						
Public Service	20,826,826	22,143,611	22,807,919	664,308	3.00	
TOTAL EDUCATIONAL AND GENERAL EXPENDITURES BY FUNCTION						
	20,826,826	22,143,611	22,807,919	664,308	3.00	
<u>Educational and General Expenditures by Object</u>						
Salaries and Wages	10,218,889	11,727,983	12,079,822	351,839	3.00	
Employee Benefits	2,537,468	3,493,896	3,598,713	104,817	3.00	
Supplies and Expenses	8,045,338	6,921,732	7,129,384	207,652	3.00	
Equipment and Other Capital Assets	20,104	0	0	0	.....	
Scholarships and Fellowships	5,027	0	0	0	.....	
TOTAL EDUCATIONAL AND GENERAL EXPENDITURES BY OBJECT						
	20,826,826	22,143,611	22,807,919	664,308	3.00	
<u>PERSONNEL</u>						
Educational and General-Restricted	208.56	227.96	227.96	0.00	0.00	

**AUBURN UNIVERSITY AT MONTGOMERY**

	Actual 2022	Estimated 2023	Requested 2024	Increase/(Decrease) From Prior Year		Governor's Recommendation 2024
				Amount	Percent	
<b><u>COMBINED FINANCIAL SUMMARY</u></b>						
Educational and General Beginning Balance	45,176,968	38,012,997	38,012,997	0	0.00	38,012,997
<b><u>REVENUES</u></b>						
Education Trust Fund - Operations & Maintenance	27,445,279	29,424,635	31,484,359	2,059,724	7.00	31,407,751
Education Trust Fund - Senior Resource Center	114,915	114,915	114,915	0	0.00	114,915
Education Trust Fund - Supplemental Appropriation	14,325,419	0	0	0	.....	0
ETF Advancement and Technology Fund	1,781,246	0	0	0	.....	0
Tuition and Fees	54,711,414	50,104,500	52,108,680	2,004,180	4.00	52,108,680
Other Sources - Miscellaneous	29,819,362	19,480,000	20,040,600	560,600	2.88	20,040,600
<b>TOTAL REVENUES</b>	<b>128,197,635</b>	<b>99,124,050</b>	<b>103,748,554</b>	<b>4,624,504</b>	<b>4.67</b>	<b>103,671,946</b>
<b>TOTAL AVAILABLE</b>	<b>173,374,603</b>	<b>137,137,047</b>	<b>141,761,551</b>	<b>4,624,504</b>	<b>3.37</b>	<b>141,684,943</b>
Less						
<b>TOTAL EDUCATIONAL AND GENERAL EXPENDITURES</b>	<b>110,695,787</b>	<b>97,861,050</b>	<b>102,386,554</b>	<b>4,525,504</b>	<b>4.62</b>	<b>102,309,946</b>
<b><u>EDUCATIONAL AND GENERAL TRANSFERS (NET)</u></b>						
Mandatory	0	1,263,000	1,362,000	99,000	7.84	
Non Mandatory	24,665,819	0	0	0	.....	
<b>TOTAL EDUCATIONAL AND GENERAL TRANSFERS</b>	<b>24,665,819</b>	<b>1,263,000</b>	<b>1,362,000</b>	<b>99,000</b>	<b>7.84</b>	<b>1,362,000</b>
<b>TOTAL EDUCATIONAL AND GENERAL EXPENDITURES AND TRANSFERS</b>	<b>135,361,606</b>	<b>99,124,050</b>	<b>103,748,554</b>	<b>4,624,504</b>	<b>4.67</b>	<b>103,671,946</b>
<b>EDUCATIONAL AND GENERAL ENDING BALANCE</b>	<b>38,012,997</b>	<b>38,012,997</b>	<b>38,012,997</b>	<b>0</b>	<b>0.00</b>	<b>38,012,997</b>
<b><u>Educational and General Expenditures by Function</u></b>						
Instruction	35,855,102	32,686,211	35,195,609	2,509,398	7.68	
Research	814,041	382,580	404,426	21,846	5.71	
Public Service	3,423,475	2,170,727	2,357,111	186,384	8.59	
Academic Support	7,629,926	7,999,867	8,195,390	195,523	2.44	
Student Services	9,937,734	9,453,605	9,733,102	279,497	2.96	
Institutional Support	17,631,417	21,304,243	21,954,387	650,144	3.05	
Operation & Maintenance of Physical Plant	7,518,336	5,456,422	5,565,550	109,128	2.00	
Scholarships and Fellowships	27,885,756	18,407,395	18,980,979	573,584	3.12	
<b>TOTAL EDUCATIONAL AND GENERAL EXPENDITURES BY FUNCTION</b>	<b>110,695,787</b>	<b>97,861,050</b>	<b>102,386,554</b>	<b>4,525,504</b>	<b>4.62</b>	<b>102,309,946</b>



**AUBURN UNIVERSITY AT MONTGOMERY**

	Actual 2022	Estimated 2023	Requested 2024	Increase/(Decrease) From Prior Year		Governor's Recommendation 2024
				Amount	Percent	
<u>Educational and General Expenditures by Object</u>						
Salaries and Wages	41,811,464	42,859,407	44,145,189	1,285,782	3.00	
Employee Benefits	12,878,682	12,106,052	12,469,233	363,181	3.00	
Supplies and Expenses	27,445,376	23,578,196	25,841,153	2,262,957	9.60	
Equipment and Other Capital Assets	850,958	910,000	950,000	40,000	4.40	
Scholarships and Fellowships	27,709,307	18,407,395	18,980,979	573,584	3.12	
TOTAL EDUCATIONAL AND GENERAL EXPENDITURES BY OBJECT	110,695,787	97,861,050	102,386,554	4,525,504	4.62	102,309,946
<u>Auxiliary Enterprises</u>						
Auxiliary Beginning Balance	1,377,702	4,467,097	4,467,097	0	0.00	4,467,097
<u>AUXILIARY ENTERPRISES</u>						
Sales and Services	11,510,153	11,270,000	11,833,500	563,500	5.00	
TOTAL AUXILIARY ENTERPRISES REVENUES	11,510,153	11,270,000	11,833,500	563,500	5.00	11,833,500
TOTAL AVAILABLE AUXILIARY	12,887,855	15,737,097	16,300,597	563,500	3.58	16,300,597
<u>Auxiliary Expenditures</u>						
Salaries and Wages	1,624,191	1,093,280	1,126,078	32,798	3.00	
Employee Benefits	360,674	275,773	284,046	8,273	3.00	
Supplies and Expenses	5,648,730	4,547,239	5,023,376	476,137	10.47	
TOTAL AUXILIARY ENTERPRISES EXPENDITURES	7,633,595	5,916,292	6,433,500	517,208	8.74	6,433,500
<u>AUXILIARY ENTERPRISES TRANSFERS (NET)</u>						
Mandatory	1	5,353,708	5,400,000	46,292	0.86	
Non-Mandatory	787,162	0	0	0	.....	
TOTAL AUXILIARY TRANSFERS	787,163	5,353,708	5,400,000	46,292	0.86	5,400,000
TOTAL AUXILIARY EXPENDITURES AND TRANSFERS	8,420,758	11,270,000	11,833,500	563,500	5.00	11,833,500
TOTAL AUXILIARY ENDING BALANCE	4,467,097	4,467,097	4,467,097	0	0.00	4,467,097
<u>PERSONNEL</u>						
Educational and General	687.17	664.42	664.41	(0.01)	0.00	
Auxiliary Enterprises	44.80	29.43	30.30	0.87	2.96	
TOTAL PERSONNEL	731.97	693.85	694.71	0.86	0.12	

**AUBURN UNIVERSITY AT MONTGOMERY**

	Actual 2022	Estimated 2023	Requested 2024	Increase/(Decrease) From Prior Year		Governor's Recommendation 2024
				Amount	Percent	
<b><u>UNRESTRICTED FINANCIAL SUMMARY</u></b>						
Educational and General Beginning Balance	39,827,707	36,257,283	36,257,283	0	0.00	
<b><u>REVENUES</u></b>						
Education Trust Fund - Operations & Maintenance	27,445,279	29,424,635	31,484,359	2,059,724	7.00	
Education Trust Fund - Senior Resource Center	114,915	114,915	114,915	0	0.00	
Education Trust Fund - Supplemental Appropriation	14,325,419	0	0	0	.....	
ETF Advancement & Technology Fund	1,781,246	0	0	0	.....	
Tuition and Fees	54,711,414	50,104,500	52,108,680	2,004,180	4.00	
Other Sources - Miscellaneous	3,130,872	2,380,000	2,427,600	47,600	2.00	
<b>TOTAL REVENUES</b>	<b>101,509,145</b>	<b>82,024,050</b>	<b>86,135,554</b>	<b>4,111,504</b>	<b>5.01</b>	
<b>TOTAL AVAILABLE</b>	<b>141,336,852</b>	<b>118,281,333</b>	<b>122,392,837</b>	<b>4,111,504</b>	<b>3.48</b>	
Less						
<b>TOTAL EDUCATIONAL AND GENERAL EXPENDITURES</b>	<b>83,212,135</b>	<b>80,761,050</b>	<b>84,773,554</b>	<b>4,012,504</b>	<b>4.97</b>	
<b><u>EDUCATIONAL AND GENERAL TRANSFERS (NET)</u></b>						
Mandatory	0	1,263,000	1,362,000	99,000	7.84	
Non-Mandatory	21,867,434	0	0	0	.....	
<b>TOTAL EDUCATIONAL AND GENERAL TRANSFERS</b>	<b>21,867,434</b>	<b>1,263,000</b>	<b>1,362,000</b>	<b>99,000</b>	<b>7.84</b>	
<b>TOTAL EDUCATIONAL AND GENERAL EXPENDITURES AND TRANSFERS</b>	<b>105,079,569</b>	<b>82,024,050</b>	<b>86,135,554</b>	<b>4,111,504</b>	<b>5.01</b>	
<b>EDUCATIONAL AND GENERAL ENDING BALANCE</b>	<b>36,257,283</b>	<b>36,257,283</b>	<b>36,257,283</b>	<b>0</b>	<b>0.00</b>	
<b><u>Educational and General Expenditures by Function</u></b>						
Instruction	29,667,417	28,836,307	31,148,708	2,312,401	8.02	
Research	415,473	134,596	136,482	1,886	1.40	
Public Service	597,518	412,450	430,230	17,780	4.31	
Academic Support	7,559,257	7,955,898	8,145,981	190,083	2.39	
Student Services	9,870,331	9,411,668	9,685,745	274,077	2.91	
Institutional Support	17,469,836	21,203,709	21,847,848	644,139	3.04	
Operation & Maintenance of Physical Plant	7,518,336	5,456,422	5,565,550	109,128	2.00	
Scholarships and Fellowships	10,113,967	7,350,000	7,813,010	463,010	6.30	
<b>TOTAL EDUCATIONAL AND GENERAL EXPENDITURES BY FUNCTION</b>	<b>83,212,135</b>	<b>80,761,050</b>	<b>84,773,554</b>	<b>4,012,504</b>	<b>4.97</b>	

**AUBURN UNIVERSITY AT MONTGOMERY**

	Actual 2022	Estimated 2023	Requested 2024	Increase/(Decrease) From Prior Year		Governor's Recommendation 2024
				Amount	Percent	
<u>Educational and General Expenditures by Object</u>						
Salaries and Wages	39,611,353	41,320,612	42,560,230	1,239,618	3.00	
Employee Benefits	12,312,612	11,633,641	11,982,650	349,009	3.00	
Supplies and Expenses	20,515,591	19,546,797	21,467,664	1,920,867	9.83	
Equipment and Other Capital Assets	835,311	910,000	950,000	40,000	4.40	
Scholarships and Fellowships	9,937,268	7,350,000	7,813,010	463,010	6.30	
<b>TOTAL EDUCATIONAL AND GENERAL EXPENDITURES BY OBJECT</b>	<b>83,212,135</b>	<b>80,761,050</b>	<b>84,773,554</b>	<b>4,012,504</b>	<b>4.97</b>	
<u>PERSONNEL</u>						
Educational and General-Unrestricted	631.37	627.25	627.24	(0.01)	0.00	
Auxiliary Enterprises	44.80	29.43	30.30	0.87	2.96	
<b>TOTAL PERSONNEL</b>	<b>676.17</b>	<b>656.68</b>	<b>657.54</b>	<b>0.86</b>	<b>0.13</b>	
<b><u>RESTRICTED FINANCIAL SUMMARY</u></b>						
Educational and General Beginning Balance	5,349,261	1,755,714	1,755,714	0	0.00	
<u>REVENUES</u>						
Other Sources - Miscellaneous	26,688,490	17,100,000	17,613,000	513,000	3.00	
<b>TOTAL REVENUES</b>	<b>26,688,490</b>	<b>17,100,000</b>	<b>17,613,000</b>	<b>513,000</b>	<b>3.00</b>	
<b>TOTAL AVAILABLE</b>	<b>32,037,751</b>	<b>18,855,714</b>	<b>19,368,714</b>	<b>513,000</b>	<b>2.72</b>	
Less						
<b>TOTAL EDUCATIONAL AND GENERAL EXPENDITURES</b>	<b>27,483,652</b>	<b>17,100,000</b>	<b>17,613,000</b>	<b>513,000</b>	<b>3.00</b>	
<u>EDUCATIONAL AND GENERAL TRANSFERS (NET)</u>						
Non-Mandatory	2,798,385	0	0	0	.....	
<b>TOTAL EDUCATIONAL AND GENERAL TRANSFERS</b>	<b>2,798,385</b>	<b>0</b>	<b>0</b>	<b>0</b>	<b>.....</b>	
<b>TOTAL EDUCATIONAL AND GENERAL EXPENDITURES AND TRANSFERS</b>	<b>30,282,037</b>	<b>17,100,000</b>	<b>17,613,000</b>	<b>513,000</b>	<b>3.00</b>	
<b>EDUCATIONAL AND GENERAL ENDING BALANCE</b>	<b>1,755,714</b>	<b>1,755,714</b>	<b>1,755,714</b>	<b>0</b>	<b>0.00</b>	
<u>Educational and General Expenditures by Function</u>						
Instruction	6,187,685	3,849,904	4,046,901	196,997	5.12	
Research	398,568	247,984	267,944	19,960	8.05	
Public Service	2,825,957	1,758,277	1,926,881	168,604	9.59	
Academic Support	70,669	43,969	49,409	5,440	12.37	

**AUBURN UNIVERSITY AT MONTGOMERY**

	Actual 2022	Estimated 2023	Requested 2024	Increase/(Decrease) From Prior Year		Governor's Recommendation 2024
				Amount	Percent	
Student Services	67,403	41,937	47,357	5,420	12.92	
Institutional Support	161,581	100,534	106,539	6,005	5.97	
Scholarships and Fellowships	17,771,789	11,057,395	11,167,969	110,574	1.00	
<hr/>						
TOTAL EDUCATIONAL AND GENERAL EXPENDITURES BY FUNCTION	27,483,652	17,100,000	17,613,000	513,000	3.00	
<hr/>						
<u>Educational and General Expenditures by Object</u>						
Salaries and Wages	2,200,111	1,538,795	1,584,959	46,164	3.00	
Employee Benefits	566,070	472,411	486,583	14,172	3.00	
Supplies and Expenses	6,929,785	4,031,399	4,373,489	342,090	8.49	
Equipment and Other Capital Assets	15,647	0	0	0	.....	
Scholarships and Fellowships	17,772,039	11,057,395	11,167,969	110,574	1.00	
<hr/>						
TOTAL EDUCATIONAL AND GENERAL EXPENDITURES BY OBJECT	27,483,652	17,100,000	17,613,000	513,000	3.00	
<hr/>						
<u>PERSONNEL</u>						
Educational and General-Restricted	55.80	37.17	37.17	0.00	0.00	
<hr/>						

**JACKSONVILLE STATE UNIVERSITY**

	Actual 2022	Estimated 2023	Requested 2024	Increase/(Decrease) From Prior Year		Governor's Recommendation 2024
				Amount	Percent	
<b><u>COMBINED FINANCIAL SUMMARY</u></b>						
Educational and General Beginning Balance	0	0	0	0	.....	0
<b><u>REVENUES</u></b>						
Education Trust Fund - Operations and Maintenance	44,616,485	48,678,490	58,548,754	9,870,264	20.28	50,928,224
Education Trust Fund - Economic Development Initiative (Formerly Alabama Scenic River Trail)	195,000	225,000	225,000	0	0.00	225,000
Education Trust Fund - Center for Applied Forensics	500,000	500,000	500,000	0	0.00	500,000
Education Trust Fund - Little River Canyon	300,000	450,000	450,000	0	0.00	450,000
Education Trust Fund - Center for Manufacturing Support	700,000	700,000	700,000	0	0.00	700,000
Education Trust Fund - Center for Law Enforcement Best Practices	475,000	475,000	475,000	0	0.00	475,000
Education Trust Fund - Correctional Professional Training	0	0	0	0	.....	150,000
ETF Advancement & Technology Fund	3,078,476	0	0	0	.....	0
State Department of Education - In-Service Center	233,695	279,528	279,528	0	0.00	*
Other State Funds	3,057,874	3,057,874	3,057,874	0	0.00	3,057,874
Federal Funds	71,039,909	71,039,909	71,039,909	0	0.00	71,039,909
Federal Funds - Coronavirus Relief Fund	12,286,658	535,480	0	(535,480)	(100.00)	0
Local Funds	1,252,772	1,252,772	1,252,772	0	0.00	1,252,772
Tuition and Fees	93,899,000	98,314,422	101,058,799	2,744,377	2.79	101,058,799
Other Sources: Athletics Revenues	2,332,000	2,448,600	2,595,516	146,916	6.00	2,595,516
Other Sources: Investment Income	881,575	925,654	0	(925,654)	(100.00)	0
Other Sources: Miscellaneous	7,115,398	4,363,658	220,380	(4,143,278)	(94.95)	220,380
<b>TOTAL REVENUES</b>	<b>241,963,842</b>	<b>233,246,387</b>	<b>240,403,532</b>	<b>7,157,145</b>	<b>3.07</b>	<b>232,653,474</b>
<b>TOTAL AVAILABLE</b>	<b>241,963,842</b>	<b>233,246,387</b>	<b>240,403,532</b>	<b>7,157,145</b>	<b>3.07</b>	<b>232,653,474</b>
Less						
<b>TOTAL EDUCATIONAL AND GENERAL EXPENDITURES</b>	<b>237,711,576</b>	<b>229,114,116</b>	<b>236,522,321</b>	<b>7,408,205</b>	<b>3.23</b>	<b>228,772,263</b>
<b>EDUCATIONAL AND GENERAL TRANSFERS (NET)</b>						
Mandatory	3,545,859	3,586,180	3,498,789	(87,391)	(2.44)	
Non-Mandatory	706,407	546,091	382,422	(163,669)	(29.97)	
<b>TOTAL EDUCATIONAL AND GENERAL TRANSFERS</b>	<b>4,252,266</b>	<b>4,132,271</b>	<b>3,881,211</b>	<b>(251,060)</b>	<b>(6.08)</b>	<b>3,881,211</b>
<b>TOTAL EDUCATIONAL AND GENERAL EXPENDITURES AND TRANSFERS</b>	<b>241,963,842</b>	<b>233,246,387</b>	<b>240,403,532</b>	<b>7,157,145</b>	<b>3.07</b>	<b>232,653,474</b>
<b>EDUCATIONAL AND GENERAL ENDING BALANCE</b>	<b>0</b>	<b>0</b>	<b>0</b>	<b>0</b>	<b>.....</b>	<b>0</b>

**JACKSONVILLE STATE UNIVERSITY**

	Actual 2022	Estimated 2023	Requested 2024	Increase/(Decrease) From Prior Year		Governor's Recommendation 2024
				Amount	Percent	
* Funding will be through the State Department of Education.						
<u>Educational and General Expenditures by Function</u>						
Instruction	48,779,352	51,057,985	53,929,063	2,871,078	5.62	
Research	192,994	196,784	201,560	4,776	2.43	
Public Service	2,601,669	2,695,545	2,628,348	(67,197)	(2.49)	
Academic Support	8,893,727	9,322,229	9,862,142	539,913	5.79	
Student Services	24,756,948	25,972,422	27,253,919	1,281,497	4.93	
Institutional Support	28,665,261	22,937,803	24,197,826	1,260,023	5.49	
Operation & Maintenance of Physical Plant	24,755,494	17,301,665	18,339,705	1,038,040	6.00	
Scholarships and Fellowships	99,066,131	99,629,683	100,109,758	480,075	0.48	
<b>TOTAL EDUCATIONAL AND GENERAL EXPENDITURES BY FUNCTION</b>	<b>237,711,576</b>	<b>229,114,116</b>	<b>236,522,321</b>	<b>7,408,205</b>	<b>3.23</b>	<b>228,772,263</b>
<u>Educational and General Expenditures by Object</u>						
Salaries and Wages	63,848,695	66,889,180	70,720,192	3,831,012	5.73	
Employee Benefits	24,497,482	25,671,705	27,151,226	1,479,521	5.76	
Supplies and Expenses	31,669,504	27,850,131	28,923,383	1,073,252	3.85	
Equipment and Other Capital Assets	18,629,764	9,073,418	9,617,763	544,345	6.00	
Scholarships and Fellowships	99,066,131	99,629,682	100,109,757	480,075	0.48	
<b>TOTAL EDUCATIONAL AND GENERAL EXPENDITURES BY OBJECT</b>	<b>237,711,576</b>	<b>229,114,116</b>	<b>236,522,321</b>	<b>7,408,205</b>	<b>3.23</b>	<b>228,772,263</b>
<u>Auxiliary Enterprises</u>						
Auxiliary Beginning Balance	0	0	0	0	.....	0
<u>AUXILIARY REVENUES</u>						
Sales and Services	19,584,000	20,563,200	21,796,992	1,233,792	6.00	
<b>TOTAL AUXILIARY REVENUES</b>	<b>19,584,000</b>	<b>20,563,200</b>	<b>21,796,992</b>	<b>1,233,792</b>	<b>6.00</b>	<b>21,796,992</b>
<b>TOTAL AVAILABLE AUXILIARY</b>	<b>19,584,000</b>	<b>20,563,200</b>	<b>21,796,992</b>	<b>1,233,792</b>	<b>6.00</b>	<b>21,796,992</b>
<u>Auxiliary Expenditures</u>						
Salaries and Wages	1,844,080	1,936,284	2,052,461	116,177	6.00	
Employee Benefits	542,483	569,607	603,783	34,176	6.00	
Supplies and Expenses	14,956,738	15,704,575	16,646,850	942,275	6.00	
Equipment and Other Capital Assets	117,205	123,065	130,449	7,384	6.00	
<b>TOTAL AUXILIARY ENTERPRISES EXPENDITURES</b>	<b>17,460,506</b>	<b>18,333,531</b>	<b>19,433,543</b>	<b>1,100,012</b>	<b>6.00</b>	<b>19,433,543</b>
<u>AUXILIARY ENTERPRISES TRANSFERS (NET)</u>						

**JACKSONVILLE STATE UNIVERSITY**

	Actual 2022	Estimated 2023	Requested 2024	Increase/(Decrease) From Prior Year		Governor's Recommendation 2024
				Amount	Percent	
Mandatory	2,829,901	2,775,760	2,745,871	(29,889)	(1.08)	
Non-Mandatory	(706,407)	(546,091)	(382,422)	163,669	(29.97)	
<b>TOTAL AUXILIARY TRANSFERS</b>	<b>2,123,494</b>	<b>2,229,669</b>	<b>2,363,449</b>	<b>133,780</b>	<b>6.00</b>	<b>2,363,449</b>
<b>TOTAL AUXILIARY EXPENDITURES AND TRANSFERS</b>	<b>19,584,000</b>	<b>20,563,200</b>	<b>21,796,992</b>	<b>1,233,792</b>	<b>6.00</b>	<b>21,796,992</b>
<b>TOTAL AUXILIARY ENDING BALANCE</b>	<b>0</b>	<b>0</b>	<b>0</b>	<b>0</b>	<b>.....</b>	<b>0</b>
<b><u>PERSONNEL</u></b>						
Educational and General	1,257.00	1,257.00	1,257.00	0.00	0.00	
Auxiliary Enterprises	39.00	39.00	39.00	0.00	0.00	
<b>TOTAL PERSONNEL</b>	<b>1,296.00</b>	<b>1,296.00</b>	<b>1,296.00</b>	<b>0.00</b>	<b>0.00</b>	
<b><u>UNRESTRICTED FINANCIAL SUMMARY</u></b>						
Educational and General Beginning Balance	0	0	0	0	.....	
<b><u>REVENUES</u></b>						
Education Trust Fund - Operations and Maintenance	44,616,485	48,678,490	58,548,754	9,870,264	20.28	
Education Trust Fund - Economic Development Initiative (Formerly Alabama Scenic River Trail)	195,000	225,000	225,000	0	0.00	
Education Trust Fund - Center for Applied Forensics	500,000	500,000	500,000	0	0.00	
Education Trust Fund - Little River Canyon	300,000	450,000	450,000	0	0.00	
Education Trust Fund - Center for Manufacturing Support	700,000	700,000	700,000	0	0.00	
Education Trust Fund - Center for Law Enforcement Best Practices	475,000	475,000	475,000	0	0.00	
ETF Advancement & Technology Fund	3,078,476	0	0	0	.....	
State Department of Education - In-Service Center	233,695	279,528	279,528	0	0.00	
Tuition and Fees	93,899,000	98,314,422	101,058,799	2,744,377	2.79	
Other Sources - Athletics Revenues	2,332,000	2,448,600	2,595,516	146,916	6.00	
Other Sources - Investment Income	881,575	925,654	0	(925,654)	(100.00)	
Other Sources - Miscellaneous	7,115,398	4,363,658	220,380	(4,143,278)	(94.95)	
<b>TOTAL REVENUES</b>	<b>154,326,629</b>	<b>157,360,352</b>	<b>165,052,977</b>	<b>7,692,625</b>	<b>4.89</b>	
<b>TOTAL AVAILABLE</b>	<b>154,326,629</b>	<b>157,360,352</b>	<b>165,052,977</b>	<b>7,692,625</b>	<b>4.89</b>	
Less						
<b>TOTAL EDUCATIONAL AND GENERAL EXPENDITURES</b>	<b>150,074,363</b>	<b>153,228,081</b>	<b>161,171,766</b>	<b>7,943,685</b>	<b>5.18</b>	
<b>EDUCATIONAL AND GENERAL TRANSFERS (NET)</b>						
Mandatory	3,545,859	3,586,180	3,498,789	(87,391)	(2.44)	
Non-Mandatory	706,407	546,091	382,422	(163,669)	(29.97)	

**JACKSONVILLE STATE UNIVERSITY**

	Actual 2022	Estimated 2023	Requested 2024	Increase/(Decrease) From Prior Year		Governor's Recommendation 2024
				Amount	Percent	
TOTAL EDUCATIONAL AND GENERAL TRANSFERS	4,252,266	4,132,271	3,881,211	(251,060)	(6.08)	0
TOTAL EDUCATIONAL AND GENERAL EXPENDITURES AND TRANSFERS	154,326,629	157,360,352	165,052,977	7,692,625	4.89	
EDUCATIONAL AND GENERAL ENDING BALANCE	0	0	0	0	.....	
<u>Educational and General Expenditures by Function</u>						
Instruction	45,572,664	47,851,297	50,722,375	2,871,078	6.00	
Research	75,808	79,598	84,374	4,776	6.00	
Public Service	1,877,514	1,971,390	2,089,673	118,283	6.00	
Academic Support	8,570,042	8,998,544	9,538,457	539,913	6.00	
Student Services	24,309,481	25,524,955	27,056,452	1,531,497	6.00	
Institutional Support	21,587,662	22,667,045	24,027,068	1,360,023	6.00	
Operation & Maintenance of Physical Plant	19,810,157	17,300,665	18,338,705	1,038,040	6.00	
Scholarships and Fellowships	28,271,035	28,834,587	29,314,662	480,075	1.66	
TOTAL EDUCATIONAL AND GENERAL EXPENDITURES BY FUNCTION	150,074,363	153,228,081	161,171,766	7,943,685	5.18	
<u>Educational and General Expenditures by Object</u>						
Salaries and Wages	60,809,708	63,850,193	67,681,205	3,831,012	6.00	
Employee Benefits	23,484,462	24,658,685	26,138,206	1,479,521	6.00	
Supplies and Expenses	25,535,427	26,812,198	28,420,930	1,608,732	6.00	
Equipment and Other Capital Assets	11,973,731	9,072,418	9,616,763	544,345	6.00	
Scholarships and Fellowships	28,271,035	28,834,587	29,314,662	480,075	1.66	
TOTAL EDUCATIONAL AND GENERAL EXPENDITURES BY OBJECT	150,074,363	153,228,081	161,171,766	7,943,685	5.18	
<u>PERSONNEL</u>						
Educational and General	1,198.00	1,198.00	1,198.00	0.00	0.00	
Auxiliary Enterprises	39.00	39.00	39.00	0.00	0.00	
TOTAL PERSONNEL	1,237.00	1,237.00	1,237.00	0.00	0.00	
<b><u>RESTRICTED FINANCIAL SUMMARY</u></b>						
Educational and General Beginning Balance	0	0	0	0	.....	
<u>REVENUES</u>						
Other State Funds	3,057,874	3,057,874	3,057,874	0	0.00	



**JACKSONVILLE STATE UNIVERSITY**

	Actual 2022	Estimated 2023	Requested 2024	Increase/(Decrease) From Prior Year		Governor's Recommendation 2024
				Amount	Percent	
Federal Funds - Coronavirus Relief Fund	12,286,658	535,480	0	(535,480)	(100.00)	
Federal Funds	71,039,909	71,039,909	71,039,909	0	0.00	
Local Funds	1,252,772	1,252,772	1,252,772	0	0.00	
<b>TOTAL REVENUES</b>	<b>87,637,213</b>	<b>75,886,035</b>	<b>75,350,555</b>	<b>(535,480)</b>	<b>(0.71)</b>	
<b>TOTAL AVAILABLE</b>	<b>87,637,213</b>	<b>75,886,035</b>	<b>75,350,555</b>	<b>(535,480)</b>	<b>(0.71)</b>	
Less						
<b>TOTAL EDUCATIONAL AND GENERAL EXPENDITURES</b>	<b>87,637,213</b>	<b>75,886,035</b>	<b>75,350,555</b>	<b>(535,480)</b>	<b>(0.71)</b>	
<u>EDUCATIONAL AND GENERAL TRANSFERS (NET)</u>						
<b>TOTAL EDUCATIONAL AND GENERAL EXPENDITURES AND TRANSFERS</b>	<b>87,637,213</b>	<b>75,886,035</b>	<b>75,350,555</b>	<b>(535,480)</b>	<b>(0.71)</b>	
<b>EDUCATIONAL AND GENERAL ENDING BALANCE</b>	<b>0</b>	<b>0</b>	<b>0</b>	<b>0</b>	<b>.....</b>	
<u>Educational and General Expenditures by Function</u>						
Instruction	3,206,688	3,206,688	3,206,688	0	0.00	
Research	117,186	117,186	117,186	0	0.00	
Public Service	724,155	724,155	538,675	(185,480)	(25.61)	
Academic Support	323,685	323,685	323,685	0	0.00	
Student Services	447,467	447,467	197,467	(250,000)	(55.87)	
Institutional Support	7,077,599	270,758	170,758			
Operation and Maintenance of Physical Plant	4,945,337	1,000	1,000	0	0.00	
Scholarships and Fellowships	70,795,096	70,795,096	70,795,096	0	0.00	
<b>TOTAL EDUCATIONAL AND GENERAL EXPENDITURES BY FUNCTION</b>	<b>87,637,213</b>	<b>75,886,035</b>	<b>75,350,555</b>	<b>(535,480)</b>	<b>(0.71)</b>	
<u>Educational and General Expenditures by Object</u>						
Salaries and Wages	3,038,987	3,038,987	3,038,987	0	0.00	
Employee Benefits	1,013,020	1,013,020	1,013,020	0	0.00	
Supplies and Expenses	6,134,077	1,037,933	502,453	(535,480)	(51.59)	
Equipment and Other Capital Assets	6,656,033	1,000	1,000	0	0.00	
Scholarships and Fellowships	70,795,096	70,795,095	70,795,095	0	0.00	
<b>TOTAL EDUCATIONAL AND GENERAL EXPENDITURES BY OBJECT</b>	<b>87,637,213</b>	<b>75,886,035</b>	<b>75,350,555</b>	<b>(535,480)</b>	<b>(0.71)</b>	
<u>PERSONNEL</u>						
Educational and General-Restricted	59.00	59.00	59.00	0.00	0.00	
<b>TOTAL PERSONNEL</b>	<b>59.00</b>	<b>59.00</b>	<b>59.00</b>	<b>0.00</b>	<b>0.00</b>	

**UNIVERSITY OF MONTEVALLO**

	Actual 2022	Estimated 2023	Requested 2024	Increase/(Decrease) From Prior Year		Governor's Recommendation 2024
				Amount	Percent	
<b><u>COMBINED FINANCIAL SUMMARY</u></b>						
Educational and General Beginning Balance	9,653,222	6,345,933	6,344,933	(1,000)	(0.02)	6,344,933
<b><u>REVENUES</u></b>						
Education Trust Fund - Operations & Maintenance	24,209,955	25,832,352	31,282,352	5,450,000	21.10	27,193,970
Education Trust Fund - Supplemental Appropriation	2,000,000	0	0	0	.....	0
Education Trust Fund - Books & Materials for Disadvantaged Students	25,000	50,000	50,000	0	0.00	50,000
Education Trust Fund - Rural Teacher Recruitment	0	350,000	350,000	0	0.00	350,000
Education Trust Fund - Allied Health	725,000	1,000,000	1,000,000	0	0.00	1,250,000
State Department of Education - In-Service Center	245,558	291,391	291,391	0	0.00	*
Other State Funds	3,873,210	4,801,089	4,801,089	0	0.00	4,801,089
Federal Funds	5,784,421	6,145,199	6,146,199	1,000	0.02	6,146,199
Local Funds	25,000	28,815	28,815	0	0.00	28,815
Tuition and Fees	37,134,048	39,536,257	39,536,257	0	0.00	39,536,257
All Other Sources - Miscellaneous	1,045,514	1,935,510	1,935,510	0	0.00	1,935,510
Federal Funds - Coronavirus Relief Fund	3,945,041	0	0	0	.....	750,000
<b>TOTAL REVENUES</b>	<b>79,012,747</b>	<b>79,970,613</b>	<b>85,421,613</b>	<b>5,451,000</b>	<b>6.82</b>	<b>82,041,840</b>
<b>TOTAL AVAILABLE</b>	<b>88,665,969</b>	<b>86,316,546</b>	<b>91,766,546</b>	<b>5,450,000</b>	<b>6.31</b>	<b>88,386,773</b>
Less						
<b>TOTAL EDUCATIONAL AND GENERAL EXPENDITURES</b>	<b>82,234,596</b>	<b>83,028,618</b>	<b>87,249,613</b>	<b>4,220,995</b>	<b>5.08</b>	<b>80,051,245</b>
<b><u>EDUCATIONAL AND GENERAL TRANSFERS (NET)</u></b>						
Mandatory	0	0	5,000	5,000	.....	
Non-Mandatory	85,440	(3,057,005)	(1,995,595)	1,061,410	(34.72)	
<b>TOTAL EDUCATIONAL AND GENERAL TRANSFERS</b>	<b>85,440</b>	<b>(3,057,005)</b>	<b>(1,990,595)</b>	<b>1,066,410</b>	<b>(34.88)</b>	<b>(1,990,595)</b>
<b>TOTAL EDUCATIONAL AND GENERAL EXPENDITURES AND TRANSFERS</b>	<b>82,320,036</b>	<b>79,971,613</b>	<b>85,259,018</b>	<b>5,287,405</b>	<b>6.61</b>	<b>82,041,840</b>
<b>EDUCATIONAL AND GENERAL ENDING BALANCE</b>	<b>6,345,933</b>	<b>6,344,933</b>	<b>6,507,528</b>	<b>162,595</b>	<b>2.56</b>	<b>6,344,933</b>

\* Funding will be through the State Department of Education.

**Educational and General Expenditures by Function**

Instruction	27,476,771	26,881,059	28,290,121	1,409,062	5.24
Research	38,564	39,480	39,480	0	0.00
Public Service	562,987	524,528	524,528	0	0.00

**UNIVERSITY OF MONTEVALLO**

	Actual 2022	Estimated 2023	Requested 2024	Increase/(Decrease) From Prior Year		Governor's Recommendation 2024
				Amount	Percent	
Academic Support	6,271,178	8,952,060	9,379,501	427,441	4.77	
Student Services	12,590,866	13,380,552	13,946,002	565,450	4.23	
Institutional Support	12,642,394	9,283,289	9,727,949	444,660	4.79	
Operation & Maintenance of Physical Plant	6,780,721	7,808,222	8,182,604	374,382	4.79	
Scholarships and Fellowships	15,871,115	16,159,428	17,159,428	1,000,000	6.19	
<b>TOTAL EDUCATIONAL AND GENERAL EXPENDITURES BY FUNCTION</b>	<b>82,234,596</b>	<b>83,028,618</b>	<b>87,249,613</b>	<b>4,220,995</b>	<b>5.08</b>	<b>80,051,245</b>
<u>Educational and General Expenditures by Object</u>						
Salaries and Wages	32,091,028	33,385,014	34,381,857	996,843	2.99	
Employee Benefits	11,482,686	11,793,066	12,246,131	453,065	3.84	
Supplies and Expenses	21,228,060	21,439,516	22,210,603	771,087	3.60	
Equipment and Other Capital Assets	1,561,707	251,594	1,251,594	1,000,000	397.47	
Scholarships and Fellowships	15,871,115	16,159,428	17,159,428	1,000,000	6.19	
<b>TOTAL EDUCATIONAL AND GENERAL EXPENDITURES BY OBJECT</b>	<b>82,234,596</b>	<b>83,028,618</b>	<b>87,249,613</b>	<b>4,220,995</b>	<b>5.08</b>	<b>80,051,245</b>
<u>Auxiliary Enterprises</u>						
Auxiliary Beginning Balance	19,719,559	21,710,574	21,710,574	0	0.00	21,710,574
<u>AUXILIARY ENTERPRISES</u>						
Sales and Services	10,106,663	10,392,107	10,392,107	0	0.00	
<b>TOTAL AUXILIARY ENTERPRISES REVENUES</b>	<b>10,106,663</b>	<b>10,392,107</b>	<b>10,392,107</b>	<b>0</b>	<b>0.00</b>	<b>10,392,107</b>
<b>TOTAL AVAILABLE AUXILIARY</b>	<b>29,826,222</b>	<b>32,102,681</b>	<b>32,102,681</b>	<b>0</b>	<b>0.00</b>	<b>32,102,681</b>
<u>Auxiliary Expenditures</u>						
Salaries and Wages	480,901	248,660	501,817	253,157	101.81	
Employee Benefits	101,487	80,053	105,901	25,848	32.29	
Supplies and Expenses	4,550,492	4,062,728	4,562,728	500,000	12.31	
Equipment and Other Capital Assets	6,996	0	450,000	450,000	.....	
<b>TOTAL AUXILIARY ENTERPRISES EXPENDITURES</b>	<b>5,139,876</b>	<b>4,391,441</b>	<b>5,620,446</b>	<b>1,229,005</b>	<b>27.99</b>	<b>5,620,446</b>
<u>AUXILIARY ENTERPRISES TRANSFERS (NET)</u>						
Mandatory	2,767,172	2,776,066	2,776,006	(60)	0.00	
Non-Mandatory	208,600	3,224,600	1,995,595	(1,229,005)	(38.11)	
<b>TOTAL AUXILIARY TRANSFERS</b>	<b>2,975,772</b>	<b>6,000,666</b>	<b>4,771,601</b>	<b>(1,229,065)</b>	<b>(20.48)</b>	<b>4,771,601</b>

**UNIVERSITY OF MONTEVALLO**

	Actual 2022	Estimated 2023	Requested 2024	Increase/(Decrease) From Prior Year		Governor's Recommendation 2024
				Amount	Percent	
TOTAL AUXILIARY EXPENDITURES AND TRANSFERS	8,115,648	10,392,107	10,392,047	(60)	0.00	10,392,047
TOTAL AUXILIARY ENDING BALANCE	21,710,574	21,710,574	21,710,634	60	0.00	21,710,634
<u>PERSONNEL</u>						
Educational and General	634.22	642.21	642.27	0.06	0.01	
Auxiliary Enterprises	19.61	9.05	19.59	10.54	116.46	
TOTAL PERSONNEL	653.83	651.26	661.86	10.60	1.63	
<u>UNRESTRICTED FINANCIAL SUMMARY</u>						
Educational and General Beginning Balance	5,940,788	4,664,561	4,664,561	0	0.00	
<u>REVENUES</u>						
Education Trust Fund - Operations & Maintenance	24,209,955	25,832,352	31,282,352	5,450,000	21.10	
Education Trust Fund - Supplemental Appropriation	2,000,000	0	0	0	.....	
Education Trust Fund - Books & Materials for Disadvantaged Students	25,000	50,000	50,000	0	0.00	
Education Trust Fund - Allied Health	725,000	1,000,000	1,000,000	0	0.00	
Education Trust Fund - Rural Teacher Recruitment	0	350,000	350,000	0	0	
State Department of Education - In-Service Center	245,558	291,391	291,391	0	0.00	
Tuition and Fees	37,134,048	39,536,257	39,536,257	0	0.00	
Other Sources: Miscellaneous	897,717	1,925,000	1,925,000	0	0.00	
TOTAL REVENUES	65,237,278	68,985,000	74,435,000	5,450,000	7.90	
TOTAL AVAILABLE	71,178,066	73,649,561	79,099,561	5,450,000	7.40	
Less						
TOTAL EDUCATIONAL AND GENERAL EXPENDITURES	66,423,065	72,042,005	76,263,000	4,220,995	5.86	
<u>EDUCATIONAL AND GENERAL TRANSFERS (NET)</u>						
Mandatory	5,000	0	5,000	5,000	.....	
Non-Mandatory	85,440	(3,057,005)	(1,995,595)	1,061,410	(34.72)	
TOTAL EDUCATIONAL AND GENERAL TRANSFERS	90,440	(3,057,005)	(1,990,595)	1,066,410	(34.88)	
TOTAL EDUCATIONAL AND GENERAL EXPENDITURES AND TRANSFERS	66,513,505	68,985,000	74,272,405	5,287,405	7.66	
EDUCATIONAL AND GENERAL ENDING						

**UNIVERSITY OF MONTEVALLO**

	Actual 2022	Estimated 2023	Requested 2024	Increase/(Decrease) From Prior Year		Governor's Recommendation 2024
				Amount	Percent	
BALANCE	4,664,561	4,664,561	4,827,156	162,595	3.49	
<u>Educational and General Expenditures by Function</u>						
Instruction	17,980,365	18,372,058	19,781,120	1,409,062	7.67	
Research	38,564	39,480	39,480	0	0.00	
Academic Support	6,248,450	8,914,852	9,342,293	427,441	4.79	
Student Services	11,223,308	11,793,221	12,358,671	565,450	4.79	
Institutional Support	8,606,697	9,273,987	9,718,647	444,660	4.79	
Operation & Maintenance of Physical Plant	6,780,721	7,808,222	8,182,604	374,382	4.79	
Scholarships and Fellowships	15,544,960	15,840,185	16,840,185	1,000,000	6.31	
TOTAL EDUCATIONAL AND GENERAL EXPENDITURES BY FUNCTION	66,423,065	72,042,005	76,263,000	4,220,995	5.86	
<u>Educational and General Expenditures by Object</u>						
Salaries and Wages	28,258,755	29,237,729	30,234,572	996,843	3.41	
Employee Benefits	10,367,820	10,639,660	11,092,725	453,065	4.26	
Supplies and Expenses	11,834,276	16,074,037	16,845,124	771,087	4.80	
Equipment and Other Capital Assets	417,254	250,394	1,250,394	1,000,000	399.37	
Scholarships and Fellowships	15,544,960	15,840,185	16,840,185	1,000,000	6.31	
TOTAL EDUCATIONAL AND GENERAL EXPENDITURES BY OBJECT	66,423,065	72,042,005	76,263,000	4,220,995	5.86	
<u>PERSONNEL</u>						
Educational and General	563.18	565.33	565.39	0.06	0.01	
Auxiliary Enterprises	19.61	9.05	19.59	10.54	116.46	
TOTAL PERSONNEL	582.79	574.38	584.98	10.60	1.85	
<b><u>RESTRICTED FINANCIAL SUMMARY</u></b>						
Educational and General Beginning Balance	3,712,434	1,681,372	1,680,372	(1,000)	(0.06)	
<u>REVENUES</u>						
Other State Funds	3,873,210	4,801,089	4,801,089	0	0.00	
Federal Funds	5,784,421	6,145,199	6,146,199	1,000	0.02	
Local Funds	25,000	28,815	28,815	0	0.00	
Other Sources - Miscellaneous	147,797	10,510	10,510	0	0.00	
Federal Funds - Coronavirus Relief Fund	3,945,041	0	0	0	.....	
TOTAL REVENUES	13,775,469	10,985,613	10,986,613	1,000	0.01	
TOTAL AVAILABLE	17,487,903	12,666,985	12,666,985	0	0.00	
Less						
TOTAL EDUCATIONAL AND GENERAL						

**UNIVERSITY OF MONTEVALLO**

	Actual 2022	Estimated 2023	Requested 2024	Increase/(Decrease) From Prior Year		Governor's Recommendation 2024
				Amount	Percent	
EXPENDITURES	15,811,531	10,986,613	10,986,613	0	0.00	
<u>EDUCATIONAL AND GENERAL TRANSFERS (NET)</u>						
Mandatory	(5,000)	0	0	0	.....	
TOTAL EDUCATIONAL AND GENERAL TRANSFERS	(5,000)	0	0	0	.....	
TOTAL EDUCATIONAL AND GENERAL EXPENDITURES AND TRANSFERS	15,806,531	10,986,613	10,986,613	0	0.00	
EDUCATIONAL AND GENERAL ENDING BALANCE	1,681,372	1,680,372	1,680,372	0	0.00	
<u>Educational and General Expenditures by Function</u>						
Instruction	9,496,406	8,509,001	8,509,001	0	0.00	
Public Service	562,987	524,528	524,528	0	0.00	
Academic Support	22,728	37,208	37,208	0	0.00	
Student Services	1,367,558	1,587,331	1,587,331	0	0.00	
Institutional Support	4,035,697	9,302	9,302	0	0.00	
Scholarships and Fellowships	326,155	319,243	319,243	0	0.00	
TOTAL EDUCATIONAL AND GENERAL EXPENDITURES BY FUNCTION	15,811,531	10,986,613	10,986,613	0	0.00	
<u>Educational and General Expenditures by Object</u>						
Salaries and Wages	3,832,273	4,147,285	4,147,285	0	0.00	
Employee Benefits	1,114,866	1,153,406	1,153,406	0	0.00	
Supplies and Expenses	9,393,784	5,365,479	5,365,479	0	0.00	
Equipment and Other Capital Assets	1,144,453	1,200	1,200	0	0.00	
Scholarships and Fellowships	326,155	319,243	319,243	0	0.00	
TOTAL EDUCATIONAL AND GENERAL EXPENDITURES BY OBJECT	15,811,531	10,986,613	10,986,613	0	0.00	
<u>PERSONNEL</u>						
Educational and General	71.04	76.88	76.88	0.00	0.00	

**UNIVERSITY OF NORTH ALABAMA**

	Actual 2022	Estimated 2023	Requested 2024	Increase/(Decrease) From Prior Year		Governor's Recommendation 2024
				Amount	Percent	
<b><u>COMBINED FINANCIAL SUMMARY</u></b>						
Educational and General Beginning Balance	9,259,783	(1,638,237)	(11,606,227)	(9,967,990)	608.46	(11,606,227)
<b><u>REVENUES</u></b>						
Education Trust Fund - Operations & Maintenance	37,660,091	42,754,247	53,554,000	10,799,753	25.26	46,605,509
Education Trust Fund - Workforce Development Initiative	2,250,000	2,250,000	2,250,000	0	0.00	2,250,000
Education Trust Fund - Supplemental Appropriation	3,200,000	0	0	0	.....	0
ETF Advancement & Technology Fund	2,539,231	0	0	0	.....	0
State Department of Education - In-Service Center	212,449	258,283	258,283	0	0.00	*
Other State Funds	4,409,841	2,725,000	2,735,000	10,000	0.37	2,735,000
Federal Funds - Coronavirus Relief Fund	7,587,548	0	0	0	.....	0
Federal Funds	10,712,249	1,129,000	1,330,000	201,000	17.80	1,330,000
Local Funds	116,650	0	0	0	.....	0
Tuition and Fees	77,505,676	85,785,000	90,200,000	4,415,000	5.15	90,200,000
All Other Sources - Athletic Income	2,299,017	2,808,612	2,500,000	(308,612)	(10.99)	2,500,000
All Other Sources - Investment Income	(1,280,670)	425,000	425,000	0	0.00	425,000
All Other Sources - Miscellaneous	1,114,575	1,065,577	1,100,000	34,423	3.23	1,100,000
<b>TOTAL REVENUES</b>	<b>148,326,657</b>	<b>139,200,719</b>	<b>154,352,283</b>	<b>15,151,564</b>	<b>10.88</b>	<b>147,145,509</b>
<b>TOTAL AVAILABLE</b>	<b>157,586,440</b>	<b>137,562,482</b>	<b>142,746,056</b>	<b>5,183,574</b>	<b>3.77</b>	<b>135,539,282</b>
Less						
<b>TOTAL EDUCATIONAL AND GENERAL EXPENDITURES</b>	<b>149,160,220</b>	<b>143,318,709</b>	<b>152,712,000</b>	<b>9,393,291</b>	<b>6.55</b>	<b>141,295,509</b>
<b><u>EDUCATIONAL AND GENERAL TRANSFERS (NET)</u></b>						
Mandatory	5,464,457	4,550,000	4,550,000	0	0.00	
Non-Mandatory	4,600,000	1,300,000	1,300,000	0	0.00	
<b>TOTAL EDUCATIONAL AND GENERAL TRANSFERS</b>	<b>10,064,457</b>	<b>5,850,000</b>	<b>5,850,000</b>	<b>0</b>	<b>0.00</b>	<b>5,850,000</b>
<b>TOTAL EDUCATIONAL AND GENERAL EXPENDITURES AND TRANSFERS</b>	<b>159,224,677</b>	<b>149,168,709</b>	<b>158,562,000</b>	<b>9,393,291</b>	<b>6.30</b>	<b>147,145,509</b>
<b>EDUCATIONAL AND GENERAL ENDING BALANCE</b>	<b>(1,638,237)</b>	<b>(11,606,227)</b>	<b>(15,815,944)</b>	<b>(4,209,717)</b>	<b>36.27</b>	<b>(11,606,227)</b>

\* Funding will be through the State Department of Education.

**Educational and General Expenditures by Function**

Instruction	51,448,134	49,993,170	53,060,000	3,066,830	6.13
Research	401,137	332,000	332,000	0	0.00
Public Service	5,977,184	4,304,077	4,510,000	205,923	4.78
Academic Support	6,356,500	8,942,803	9,300,000	357,197	3.99
Student Services	14,492,610	14,904,775	15,510,000	605,225	4.06
Institutional Support	16,156,466	20,344,844	21,000,000	655,156	3.22
Operation & Maintenance of Physical Plant	9,003,839	9,138,835	9,500,000	361,165	3.95

**UNIVERSITY OF NORTH ALABAMA**

	Actual 2022	Estimated 2023	Requested 2024	Increase/(Decrease) From Prior Year		Governor's Recommendation 2024
				Amount	Percent	
Scholarships and Fellowships	45,324,350	35,358,205	39,500,000	4,141,795	11.71	
<b>TOTAL EDUCATIONAL AND GENERAL EXPENDITURES BY FUNCTION</b>	<b>149,160,220</b>	<b>143,318,709</b>	<b>152,712,000</b>	<b>9,393,291</b>	<b>6.55</b>	<b>141,295,509</b>
<u>Educational and General Expenditures by Object</u>						
Salaries and Wages	59,787,256	63,750,897	66,700,000	2,949,103	4.63	
Employee Benefits	18,526,214	20,539,238	21,743,790	1,204,552	5.86	
Supplies and Expenses	19,081,137	17,176,605	17,768,210	591,605	3.44	
Equipment and Other Capital Assets	4,356,656	3,803,764	4,000,000	196,236	5.16	
Recoveries from Sales or Services	2,725,714	2,690,000	3,000,000	310,000	11.52	
Fuel and Metered Utilities	44,683,243	35,358,205	39,500,000	4,141,795	11.71	
<b>TOTAL EDUCATIONAL AND GENERAL EXPENDITURES BY OBJECT</b>	<b>149,160,220</b>	<b>143,318,709</b>	<b>152,712,000</b>	<b>9,393,291</b>	<b>6.55</b>	<b>141,295,509</b>
<u>Auxiliary Enterprises</u>						
Auxiliary Beginning Balance	13,951,419	16,743,645	19,666,545	2,922,900	17.46	19,666,545
<u>AUXILIARY REVENUES</u>						
Sales and Services	20,707,835	23,087,440	24,500,000	1,412,560	6.12	
<b>TOTAL AUXILIARY ENTERPRISES REVENUES</b>	<b>20,707,835</b>	<b>23,087,440</b>	<b>24,500,000</b>	<b>1,412,560</b>	<b>6.12</b>	<b>24,500,000</b>
<b>TOTAL AVAILABLE AUXILIARY</b>	<b>34,659,254</b>	<b>39,831,085</b>	<b>44,166,545</b>	<b>4,335,460</b>	<b>10.88</b>	<b>44,166,545</b>
<u>Auxiliary Expenditures</u>						
Salaries and Wages	3,133,602	2,912,555	3,000,000	87,445	3.00	
Employee Benefits	990,852	940,000	985,000	45,000	4.79	
Supplies and Expenses	10,437,925	11,936,985	12,500,000	563,015	4.72	
Equipment and Other Capital Assets	1,179,752	1,500,000	1,500,000	0	0.00	
<b>TOTAL AUXILIARY ENTERPRISES EXPENDITURES</b>	<b>15,742,131</b>	<b>17,289,540</b>	<b>17,985,000</b>	<b>695,460</b>	<b>4.02</b>	<b>17,985,000</b>
<u>AUXILIARY ENTERPRISES TRANSFERS (NET)</u>						
Mandatory	2,875,000	2,875,000	2,950,000	75,000	2.61	
Non-Mandatory	(701,522)	0	0	0	.....	
<b>TOTAL AUXILIARY TRANSFERS</b>	<b>2,173,478</b>	<b>2,875,000</b>	<b>2,950,000</b>	<b>75,000</b>	<b>2.61</b>	<b>2,950,000</b>
<b>TOTAL AUXILIARY EXPENDITURES AND TRANSFERS</b>	<b>17,915,609</b>	<b>20,164,540</b>	<b>20,935,000</b>	<b>770,460</b>	<b>3.82</b>	<b>20,935,000</b>
<b>TOTAL AUXILIARY ENDING BALANCE</b>	<b>16,743,645</b>	<b>19,666,545</b>	<b>23,231,545</b>	<b>3,565,000</b>	<b>18.13</b>	<b>23,231,545</b>



**UNIVERSITY OF NORTH ALABAMA**

	Actual 2022	Estimated 2023	Requested 2024	Increase/(Decrease) From Prior Year		Governor's Recommendation 2024
				Amount	Percent	
<b><u>PERSONNEL</u></b>						
Educational and General	949.50	946.00	967.00	21.00	2.22	
Auxiliary Enterprises	75.00	68.50	68.50	0.00	0.00	
<b>TOTAL PERSONNEL</b>	<b>1,024.50</b>	<b>1,014.50</b>	<b>1,035.50</b>	<b>21.00</b>	<b>2.07</b>	
<b><u>UNRESTRICTED FINANCIAL SUMMARY</u></b>						
Educational and General Beginning Balance	5,634,040	(1,967,138)	(11,935,128)	(9,967,990)	506.73	
<b><u>REVENUES</u></b>						
Education Trust Fund - Operations & Maintenance	37,660,091	42,754,247	53,554,000	10,799,753	25.26	
Education Trust Fund - Workforce Development Initiative	2,250,000	2,250,000	2,250,000	0	0.00	
ETF Advancement & Technology Fund	2,539,231	0	0	0	.....	
Education Trust Fund - Supplemental Appropriation	3,200,000	0	0	0	.....	
State Department of Education - In-Service Center	212,449	258,283	258,283	0	0.00	
Other State Funds	211,562	175,000	185,000	10,000	5.71	
Federal Funds	116,230	49,000	50,000	1,000	2.04	
Tuition and Fees	76,828,561	85,785,000	90,200,000	4,415,000	5.15	
All Other Sources - Athletic Income	2,299,017	2,808,612	2,500,000	(308,612)	(10.99)	
All Other Sources - Investment Income	(95,643)	175,000	175,000	0	0.00	
All Other Sources - Miscellaneous	1,114,575	615,577	650,000	34,423	5.59	
<b>TOTAL REVENUES</b>	<b>126,336,073</b>	<b>134,870,719</b>	<b>149,822,283</b>	<b>14,951,564</b>	<b>11.09</b>	
<b>TOTAL AVAILABLE</b>	<b>131,970,113</b>	<b>132,903,581</b>	<b>137,887,155</b>	<b>4,983,574</b>	<b>3.75</b>	
Less						
<b>TOTAL EDUCATIONAL AND GENERAL EXPENDITURES</b>	<b>124,787,251</b>	<b>138,988,709</b>	<b>148,182,000</b>	<b>9,193,291</b>	<b>6.61</b>	
<b><u>EDUCATIONAL AND GENERAL TRANSFERS (NET)</u></b>						
Mandatory	4,550,000	4,550,000	4,550,000	0	0.00	
Non-Mandatory	4,600,000	1,300,000	1,300,000	0	0.00	
<b>TOTAL EDUCATIONAL AND GENERAL TRANSFERS</b>	<b>9,150,000</b>	<b>5,850,000</b>	<b>5,850,000</b>	<b>0</b>	<b>0.00</b>	
<b>TOTAL EDUCATIONAL AND GENERAL EXPENDITURES AND TRANSFERS</b>	<b>133,937,251</b>	<b>144,838,709</b>	<b>154,032,000</b>	<b>9,193,291</b>	<b>6.35</b>	
<b>EDUCATIONAL AND GENERAL ENDING BALANCE</b>	<b>(1,967,138)</b>	<b>(11,935,128)</b>	<b>(16,144,845)</b>	<b>(4,209,717)</b>	<b>35.27</b>	
<b><u>Educational and General Expenditures by Function</u></b>						
Instruction	50,935,627	49,933,170	53,000,000	3,066,830	6.14	

**UNIVERSITY OF NORTH ALABAMA**

	Actual 2022	Estimated 2023	Requested 2024	Increase/(Decrease) From Prior Year		Governor's Recommendation 2024
				Amount	Percent	
Research	84,026	7,000	7,000	0	0.00	
Public Service	810,645	369,077	375,000	5,923	1.60	
Academic Support	6,356,500	8,942,803	9,300,000	357,197	3.99	
Student Services	14,492,610	14,894,775	15,500,000	605,225	4.06	
Institutional Support	16,156,215	20,344,844	21,000,000	655,156	3.22	
Operation & Maintenance of Physical Plant	8,264,277	9,138,835	9,500,000	361,165	3.95	
Scholarships and Fellowships	27,687,351	35,358,205	39,500,000	4,141,795	11.71	
<b>TOTAL EDUCATIONAL AND GENERAL EXPENDITURES BY FUNCTION</b>	<b>124,787,251</b>	<b>138,988,709</b>	<b>148,182,000</b>	<b>9,193,291</b>	<b>6.61</b>	
<u>Educational and General Expenditures by Object</u>						
Salaries and Wages	57,520,619	61,900,897	64,500,000	2,599,103	4.20	
Employee Benefits	17,963,897	19,989,238	21,125,790	1,136,552	5.69	
Supplies and Expenses	16,164,248	15,246,605	16,056,210	809,605	5.31	
Equipment and Other Capital Assets	2,857,654	3,803,764	4,000,000	196,236	5.16	
Recoveries from Sales or Services	2,594,262	2,690,000	3,000,000	310,000	11.52	
Fuel and Metered Utilities	27,686,571	35,358,205	39,500,000	4,141,795	11.71	
<b>TOTAL EDUCATIONAL AND GENERAL EXPENDITURES BY OBJECT</b>	<b>124,787,251</b>	<b>138,988,709</b>	<b>148,182,000</b>	<b>9,193,291</b>	<b>6.61</b>	
<u>PERSONNEL</u>						
Educational and General	898.50	913.00	928.00	15.00	1.64	
Auxiliary Enterprises	75.00	68.50	68.50	0.00	0.00	
<b>TOTAL PERSONNEL</b>	<b>973.50</b>	<b>981.50</b>	<b>996.50</b>	<b>15.00</b>	<b>1.53</b>	
<b><u>RESTRICTED FINANCIAL SUMMARY</u></b>						
Educational and General Beginning Balance	3,625,743	328,901	328,901	0	0.00	
<u>REVENUES</u>						
Other State Funds	4,198,279	2,550,000	2,550,000	0	0.00	
Federal Funds - Coronavirus Relief Fund	7,587,548	0	0	0	.....	
Federal Funds	10,596,019	1,080,000	1,280,000	200,000	18.52	
Local Funds	116,650	0	0	0	.....	
Tuition and Fees	677,115	0	0	0	.....	
Other Sources - Investment Income	(1,185,027)	250,000	250,000	0	0.00	
Other Sources - Miscellaneous	0	450,000	450,000	0	0.00	
<b>TOTAL REVENUES</b>	<b>21,990,584</b>	<b>4,330,000</b>	<b>4,530,000</b>	<b>200,000</b>	<b>4.62</b>	
<b>TOTAL AVAILABLE</b>	<b>25,616,327</b>	<b>4,658,901</b>	<b>4,858,901</b>	<b>200,000</b>	<b>4.29</b>	
Less						
<b>TOTAL EDUCATIONAL AND GENERAL EXPENDITURES</b>	<b>24,372,969</b>	<b>4,330,000</b>	<b>4,530,000</b>	<b>200,000</b>	<b>4.62</b>	

**UNIVERSITY OF NORTH ALABAMA**

	Actual 2022	Estimated 2023	Requested 2024	Increase/(Decrease) From Prior Year		Governor's Recommendation 2024
				Amount	Percent	
<b><u>EDUCATIONAL AND GENERAL TRANSFERS (NET)</u></b>						
Mandatory	914,457	0	0	0	.....	
TOTAL EDUCATIONAL AND GENERAL EXPENDITURES AND TRANSFERS	25,287,426	4,330,000	4,530,000	200,000	4.62	
<b><u>EDUCATIONAL AND GENERAL ENDING BALANCE</u></b>						
	328,901	328,901	328,901	0	0.00	
<b><u>Educational and General Expenditures by Function</u></b>						
Instruction	512,507	60,000	60,000	0	0.00	
Research	317,111	325,000	325,000	0	0.00	
Public Service	5,166,539	3,935,000	4,135,000	200,000	5.08	
Student Services	0	10,000	10,000	0	0.00	
Institutional Support	251	0	0	0	.....	
Operation and Maintenance of Physical Plant	739,562	0	0	0	.....	
Scholarships and Fellowships	17,636,999	0	0	0	.....	
TOTAL EDUCATIONAL AND GENERAL EXPENDITURES BY FUNCTION	24,372,969	4,330,000	4,530,000	200,000	4.62	
<b><u>Educational and General Expenditures by Object</u></b>						
Salaries and Wages	2,266,637	1,850,000	2,200,000	350,000	18.92	
Employee Benefits	562,317	550,000	618,000	68,000	12.36	
Supplies and Expenses	2,916,889	1,930,000	1,712,000	(218,000)	(11.30)	
Equipment and Other Capital Assets	1,499,002	0	0	0	.....	
Recoveries from Sales or Services	131,452	0	0	0	.....	
Fuel and Metered Utilities	16,996,672	0	0	0	.....	
TOTAL EDUCATIONAL AND GENERAL EXPENDITURES BY OBJECT	24,372,969	4,330,000	4,530,000	200,000	4.62	
<b><u>PERSONNEL</u></b>						
Educational and General	51.00	33.00	39.00	6.00	18.18	

**UNIVERSITY OF SOUTH ALABAMA**

	Actual 2022	Estimated 2023	Requested 2024	Increase/(Decrease) From Prior Year		Governor's Recommendation 2024
				Amount	Percent	
<b><u>COMBINED FINANCIAL SUMMARY</u></b>						
Educational and General Beginning Balance	140,218,671	148,620,954	148,620,954	0	0.00	148,620,954
<b><u>REVENUES</u></b>						
Education Trust Fund - Operations and Maintenance	113,156,157	123,798,191	136,178,010	12,379,819	10.00	149,874,562
Education Trust Fund - Appropriation - ALS Clinic	0	0	500,000	500,000	.....	500,000
Education Trust Fund - School of Banking	50,000	0	0	0	.....	0
Education Trust Fund - Supplemental Appropriation	7,500,000	0	0	0	.....	0
State Department of Education In-Service Center	322,811	368,644	368,644	0	0.00	*
Other State Funds	11,305,781	16,116,209	72,550,000	56,433,791	350.17	72,550,000
Federal Funds	46,737,507	48,745,768	50,545,000	1,799,232	3.69	50,545,000
Local Funds	20,793,744	13,701,552	14,550,000	848,448	6.19	14,550,000
Tuition and Fees	167,559,091	157,142,487	161,856,762	4,714,275	3.00	161,856,762
Other Sources-Endowments	8,000,753	7,300,000	7,500,000	200,000	2.74	7,500,000
Other Sources-Miscellaneous	8,067,485	19,846,133	19,900,000	53,867	0.27	19,900,000
ETF Advancement & Technology Fund	4,110,972	0	0	0	.....	0
Federal Funds - Other COVID-19 Appropriations	19,733,097	5,700,000	0	(5,700,000)	(100.00)	0
<b>TOTAL REVENUES</b>	<b>407,337,398</b>	<b>392,718,984</b>	<b>463,948,416</b>	<b>71,229,432</b>	<b>18.14</b>	<b>477,276,324</b>
<b>TOTAL AVAILABLE</b>	<b>547,556,069</b>	<b>541,339,938</b>	<b>612,569,370</b>	<b>71,229,432</b>	<b>13.16</b>	<b>625,897,278</b>
Less						
<b>TOTAL EDUCATIONAL AND GENERAL EXPENDITURES</b>	<b>362,542,298</b>	<b>368,836,454</b>	<b>435,672,438</b>	<b>66,835,984</b>	<b>18.12</b>	<b>449,000,346</b>
<b><u>EDUCATIONAL AND GENERAL TRANSFERS (NET)</u></b>						
Mandatory	22,618,194	20,450,458	20,450,458	0	0.00	
Non-Mandatory	13,774,623	3,432,072	7,825,520	4,393,448	128.01	
<b>TOTAL EDUCATIONAL AND GENERAL TRANSFERS</b>	<b>36,392,817</b>	<b>23,882,530</b>	<b>28,275,978</b>	<b>4,393,448</b>	<b>18.40</b>	<b>28,275,978</b>
<b>TOTAL EDUCATIONAL AND GENERAL EXPENDITURES AND TRANSFERS</b>	<b>398,935,115</b>	<b>392,718,984</b>	<b>463,948,416</b>	<b>71,229,432</b>	<b>18.14</b>	<b>477,276,324</b>
<b>EDUCATIONAL AND GENERAL ENDING BALANCE</b>	<b>148,620,954</b>	<b>148,620,954</b>	<b>148,620,954</b>	<b>0</b>	<b>0.00</b>	<b>148,620,954</b>

\* Funding will be through the State Department of Education.

**Educational and General Expenditures by Function**

Instruction	118,881,262	124,800,672	157,062,102	32,261,430	25.85
Research	27,281,089	34,168,663	63,893,663	29,725,000	86.99
Public Service	9,435,062	9,729,198	9,844,198	115,000	1.18
Academic Support	30,219,297	32,510,270	34,426,584	1,916,314	5.89

**UNIVERSITY OF SOUTH ALABAMA**

	Actual 2022	Estimated 2023	Requested 2024	Increase/(Decrease) From Prior Year		Governor's Recommendation 2024
				Amount	Percent	
Student Services	36,760,232	36,462,204	38,375,419	1,913,215	5.25	
Institutional Support	56,275,857	35,045,901	30,867,545	(4,178,356)	(11.92)	
Operation & Maintenance of Physical Plant	32,256,876	37,672,219	40,678,544	3,006,325	7.98	
Scholarships and Fellowships	51,432,623	58,447,327	60,524,383	2,077,056	3.55	
<b>TOTAL EDUCATIONAL AND GENERAL EXPENDITURES BY FUNCTION</b>	<b>362,542,298</b>	<b>368,836,454</b>	<b>435,672,438</b>	<b>66,835,984</b>	<b>18.12</b>	<b>449,000,346</b>
<u>Educational and General Expenditures by Object</u>						
Salaries and Wages	167,806,586	171,176,849	175,829,603	4,652,754	2.72	
Employee Benefits	49,297,927	53,627,049	54,796,171	1,169,122	2.18	
Supplies and Expenses	89,598,408	75,507,268	76,668,356	1,161,088	1.54	
Equipment and Other Capital Assets	4,406,753	10,077,961	67,853,925	57,775,964	573.29	
Scholarships and Fellowships	51,432,624	58,447,327	60,524,383	2,077,056	3.55	
<b>TOTAL EDUCATIONAL AND GENERAL EXPENDITURES BY OBJECT</b>	<b>362,542,298</b>	<b>368,836,454</b>	<b>435,672,438</b>	<b>66,835,984</b>	<b>18.12</b>	<b>449,000,346</b>
<u>Auxiliary Enterprises</u>						
Auxiliary Beginning Balance	177,780	66,247	66,247	0	0.00	66,247
<u>AUXILIARY ENTERPRISES</u>						
Sales and Services	23,777,143	21,869,999	22,963,499	1,093,500	5.00	
<b>TOTAL AUXILIARY ENTERPRISES REVENUES</b>	<b>23,777,143</b>	<b>21,869,999</b>	<b>22,963,499</b>	<b>1,093,500</b>	<b>5.00</b>	<b>22,963,499</b>
<b>TOTAL AVAILABLE AUXILIARY</b>	<b>23,954,923</b>	<b>21,936,246</b>	<b>23,029,746</b>	<b>1,093,500</b>	<b>4.98</b>	<b>23,029,746</b>
<u>Auxiliary Expenditures</u>						
Salaries and Wages	1,937,383	2,272,751	2,386,389	113,638	5.00	
Employee Benefits	415,496	544,042	571,244	27,202	5.00	
Supplies and Expenses	10,764,441	12,181,292	13,063,952	882,660	7.25	
Equipment and Other Capital Assets	68,122	75,000	100,000	25,000	33.33	
<b>TOTAL AUXILIARY ENTERPRISES EXPENDITURES</b>	<b>13,185,442</b>	<b>15,073,085</b>	<b>16,121,585</b>	<b>1,048,500</b>	<b>6.96</b>	<b>16,121,585</b>
<u>AUXILIARY ENTERPRISES TRANSFERS (NET)</u>						
Mandatory	5,442,508	5,442,017	5,442,017	0	0.00	
Non-Mandatory	5,260,726	1,354,897	1,399,897	45,000	3.32	
<b>TOTAL AUXILIARY TRANSFERS</b>	<b>10,703,234</b>	<b>6,796,914</b>	<b>6,841,914</b>	<b>45,000</b>	<b>0.66</b>	<b>6,841,914</b>
<b>TOTAL AUXILIARY EXPENDITURES AND TRANSFERS</b>	<b>23,888,676</b>	<b>21,869,999</b>	<b>22,963,499</b>	<b>1,093,500</b>	<b>5.00</b>	<b>22,963,499</b>

**UNIVERSITY OF SOUTH ALABAMA**

	Actual 2022	Estimated 2023	Requested 2024	Increase/(Decrease) From Prior Year		Governor's Recommendation 2024
				Amount	Percent	
TOTAL AUXILIARY ENDING BALANCE	66,247	66,247	66,247	0	0.00	66,247
<b><u>PERSONNEL</u></b>						
Educational and General	3,028.41	3,005.34	3,015.64	10.30	0.34	
Auxiliary Enterprises	66.35	77.18	80.38	3.20	4.15	
TOTAL PERSONNEL	3,094.76	3,082.52	3,096.02	13.50	0.44	
<b><u>UNRESTRICTED FINANCIAL SUMMARY</u></b>						
Educational and General Beginning Balance	132,594,071	139,587,109	139,587,109	0	0.00	
<b><u>REVENUES</u></b>						
Education Trust Fund - Operations and Maintenance	113,156,157	123,798,191	136,178,010	12,379,819	10.00	
Education Trust Fund - School of Banking	50,000	0	0	0	.....	
Education Trust Fund - Supplemental Appropriation	7,500,000	0	0	0	.....	
Education Trust Fund - Appropriation - ALS Clinic	0	0	500,000	500,000	.....	
State Department of Education In-Service Center	322,811	368,644	368,644	0	0.00	
Other State Funds	1,873,209	816,209	1,150,000	333,791	40.90	
Federal Funds	7,610,846	5,445,768	5,745,000	299,232	5.49	
Local Funds	10,771,001	5,601,552	6,250,000	648,448	11.58	
Tuition and Fees	167,559,091	157,142,487	161,856,762	4,714,275	3.00	
Other Sources-Miscellaneous	8,067,485	19,846,133	19,900,000	53,867	0.27	
ETF Advancement & Technology Fund	4,110,972	0	0	0	.....	
TOTAL REVENUES	321,021,572	313,018,984	331,948,416	18,929,432	6.05	
TOTAL AVAILABLE	453,615,643	452,606,093	471,535,525	18,929,432	4.18	
Less						
TOTAL EDUCATIONAL AND GENERAL EXPENDITURES	276,226,472	289,136,454	303,672,438	14,535,984	5.03	
<b><u>EDUCATIONAL AND GENERAL TRANSFERS (NET)</u></b>						
Mandatory	22,828,174	20,450,458	20,450,458	0	0.00	
Non-Mandatory	14,973,888	3,432,072	7,825,520	4,393,448	128.01	
TOTAL EDUCATIONAL AND GENERAL TRANSFERS	37,802,062	23,882,530	28,275,978	4,393,448	18.40	
TOTAL EDUCATIONAL AND GENERAL EXPENDITURES AND TRANSFERS	314,028,534	313,018,984	331,948,416	18,929,432	6.05	
EDUCATIONAL AND GENERAL ENDING						

**UNIVERSITY OF SOUTH ALABAMA**

	Actual 2022	Estimated 2023	Requested 2024	Increase/(Decrease) From Prior Year		Governor's Recommendation 2024
				Amount	Percent	
BALANCE	139,587,109	139,587,109	139,587,109	0	0.00	
<u>Educational and General Expenditures by Function</u>						
Instruction	106,126,295	111,850,672	115,862,102	4,011,430	3.59	
Research	5,851,374	9,118,663	9,593,663	475,000	5.21	
Public Service	2,265,903	3,229,198	3,244,198	15,000	0.46	
Academic Support	29,766,288	32,510,270	34,426,584	1,916,314	5.89	
Student Services	36,031,017	35,562,204	37,375,419	1,813,215	5.10	
Institutional Support	36,343,906	29,345,901	30,867,545	1,521,644	5.19	
Operation & Maintenance of Physical Plant	32,187,698	37,672,219	40,678,544	3,006,325	7.98	
Scholarships and Fellowships	27,653,991	29,847,327	31,624,383	1,777,056	5.95	
TOTAL EDUCATIONAL AND GENERAL EXPENDITURES BY FUNCTION	276,226,472	289,136,454	303,672,438	14,535,984	5.03	
<u>Educational and General Expenditures by Object</u>						
Salaries and Wages	145,567,086	152,276,849	157,929,603	5,652,754	3.71	
Employee Benefits	44,549,976	49,277,049	50,596,171	1,319,122	2.68	
Supplies and Expenses	56,077,458	55,357,268	58,468,356	3,111,088	5.62	
Equipment and Other Capital Assets	2,377,961	2,377,961	5,053,925	2,675,964	112.53	
Scholarships and Fellowships	27,653,991	29,847,327	31,624,383	1,777,056	5.95	
TOTAL EDUCATIONAL AND GENERAL EXPENDITURES BY OBJECT	276,226,472	289,136,454	303,672,438	14,535,984	5.03	
<u>PERSONNEL</u>						
Educational and General	3,028.41	3,005.34	3,015.64	10.30	0.34	
Auxiliary Enterprises	66.35	77.18	80.38	3.20	4.15	
TOTAL PERSONNEL	3,094.76	3,082.52	3,096.02	13.50	0.44	
<b><u>RESTRICTED FINANCIAL SUMMARY</u></b>						
Educational and General Beginning Balance	7,624,600	9,033,845	9,033,845	0	0.00	
<u>REVENUES</u>						
Other State Funds	9,432,572	15,300,000	71,400,000	56,100,000	366.67	
Federal Funds	39,126,661	43,300,000	44,800,000	1,500,000	3.46	
Local Funds	10,022,743	8,100,000	8,300,000	200,000	2.47	
Other Sources-Endowments	8,000,753	7,300,000	7,500,000	200,000	2.74	
Federal Funds - Other - COVID-19 Appropriations	19,733,097	5,700,000	0	(5,700,000)	(100.00)	
TOTAL REVENUES	86,315,826	79,700,000	132,000,000	52,300,000	65.62	
TOTAL AVAILABLE	93,940,426	88,733,845	141,033,845	52,300,000	58.94	

**UNIVERSITY OF SOUTH ALABAMA**

	Actual 2022	Estimated 2023	Requested 2024	Increase/(Decrease) From Prior Year		Governor's Recommendation 2024
				Amount	Percent	
Less						
TOTAL EDUCATIONAL AND GENERAL EXPENDITURES	86,315,826	79,700,000	132,000,000	52,300,000	65.62	
<u>EDUCATIONAL AND GENERAL TRANSFERS (NET)</u>						
Mandatory	(209,980)	0	0	0	.....	
Non-Mandatory	(1,199,265)	0	0	0	.....	
TOTAL EDUCATIONAL AND GENERAL TRANSFERS	(1,409,245)	0	0	0	.....	
TOTAL EDUCATIONAL AND GENERAL EXPENDITURES AND TRANSFERS	84,906,581	79,700,000	132,000,000	52,300,000	65.62	
EDUCATIONAL AND GENERAL ENDING BALANCE	9,033,845	9,033,845	9,033,845	0	0.00	
<u>Educational and General Expenditures by Function</u>						
Instruction	12,754,967	12,950,000	41,200,000	28,250,000	218.15	
Research	21,429,715	25,050,000	54,300,000	29,250,000	116.77	
Public Service	7,169,159	6,500,000	6,600,000	100,000	1.54	
Academic Support	453,009	0	0	0	.....	
Student Services	729,215	900,000	1,000,000	100,000	11.11	
Institutional Support	19,931,951	5,700,000	0	(5,700,000)	(100.00)	
Operation and Maintenance of Physical Plant	69,178	0	0	0	.....	
Scholarships and Fellowships	23,778,632	28,600,000	28,900,000	300,000	1.05	
TOTAL EDUCATIONAL AND GENERAL EXPENDITURES BY FUNCTION	86,315,826	79,700,000	132,000,000	52,300,000	65.62	
<u>Educational and General Expenditures by Object</u>						
Salaries and Wages	22,239,500	18,900,000	17,900,000	(1,000,000)	(5.29)	
Employee Benefits	4,747,951	4,350,000	4,200,000	(150,000)	(3.45)	
Supplies and Expenses	33,520,950	20,150,000	18,200,000	(1,950,000)	(9.68)	
Equipment and Other Capital Assets	2,028,792	7,700,000	62,800,000	55,100,000	715.58	
Scholarships and Fellowships	23,778,633	28,600,000	28,900,000	300,000	1.05	
TOTAL EDUCATIONAL AND GENERAL EXPENDITURES BY OBJECT	86,315,826	79,700,000	132,000,000	52,300,000	65.62	
<u>PERSONNEL</u>						
Educational and General	505.65	422.55	393.60	(28.95)	(6.85)	
TOTAL PERSONNEL (excluding hospitals)	505.65	422.55	393.60	(28.95)	(6.85)	



**UNIVERSITY OF SOUTH ALABAMA**

	Actual 2022	Estimated 2023	Requested 2024	Increase/(Decrease) From Prior Year		Governor's Recommendation 2024
				Amount	Percent	
<b><i>HOSPITAL FINANCIAL SUMMARY</i></b>						
Educational and General Beginning Balance	109,786,364	113,722,922	147,265,922	33,543,000	29.50	147,265,922
<b>REVENUES</b>						
Patient Services	1,877,544,495	2,018,493,011	2,119,417,661	100,924,650	5.00	2,119,417,661
Less Allowances for Uncollectible Accounts	(1,167,828,528)	(1,268,907,861)	(1,332,353,254)	(63,445,393)	5.00	(1,332,353,254)
Net Patient Services	709,715,967	749,585,150	787,064,407	37,479,257	5.00	787,064,407
Education Trust Fund	15,891,373	16,915,678	18,607,246	1,691,568	10.00	*
Other Source: Sale, Reimbursements & Investments	40,720,222	34,231,428	34,916,057	684,629	2.00	34,916,057
<b>TOTAL REVENUES</b>	<b>766,327,562</b>	<b>800,732,256</b>	<b>840,587,710</b>	<b>39,855,454</b>	<b>4.98</b>	<b>821,980,464</b>
* Included in ETF Appropriation for Operations and Maintenance						
<b>EXPENDITURES</b>						
Administrative Service:						
Salaries and Wages	35,980,662	42,178,825	43,444,190	1,265,365	3.00	
Employee Benefits	12,239,835	12,319,688	12,689,278	369,590	3.00	
Supplies and Expenses	63,117,832	68,305,569	71,720,848	3,415,279	5.00	
Equipment & Other Capital Assets	1,852,954	2,938,598	3,085,528	146,930	5.00	
<b>TOTAL</b>	<b>113,191,283</b>	<b>125,742,680</b>	<b>130,939,844</b>	<b>5,197,164</b>	<b>4.13</b>	
Nursing and Professional Services:						
Salaries and Wages	278,896,798	310,458,405	319,772,157	9,313,752	3.00	
Employee Benefits	54,222,467	62,808,916	64,693,183	1,884,267	3.00	
Supplies and Expenses	251,105,713	235,664,954	247,448,201	11,783,247	5.00	
Equipment & Other Capital Assets	2,063,154	613,510	644,186	30,676	5.00	
<b>TOTAL</b>	<b>586,288,132</b>	<b>609,545,785</b>	<b>632,557,727</b>	<b>23,011,942</b>	<b>3.78</b>	
Operation and Maintenance of Physical Plant:						
Salaries and Wages	4,820,634	5,046,383	5,197,775	151,392	3.00	
Employee Benefits	1,416,819	1,482,898	1,527,385	44,487	3.00	
Supplies and Expenses	14,597,441	14,995,822	15,745,613	749,791	5.00	
Equipment & Other Capital Assets	61,907	0	0	0	.....	
Utilities	5,437,918	5,332,413	5,865,654	533,241	10.00	
<b>TOTAL</b>	<b>26,334,719</b>	<b>26,857,516</b>	<b>28,336,427</b>	<b>1,478,911</b>	<b>5.51</b>	
<b>TOTAL HOSPITAL EXPENDITURES</b>	<b>725,814,134</b>	<b>762,145,981</b>	<b>791,833,998</b>	<b>29,688,017</b>	<b>3.90</b>	<b>786,630,464</b>

**UNIVERSITY OF SOUTH ALABAMA**

	Actual 2022	Estimated 2023	Requested 2024	Increase/(Decrease) From Prior Year		Governor's Recommendation 2024
				Amount	Percent	
<u>TRANSFERS (NET)</u>						
Mandatory	5,549,928	21,170,618	23,100,000	1,929,382	9.11	
Non-Mandatory	31,026,942	(16,127,343)	12,250,000	28,377,343	(175.96)	
TOTAL TRANSFERS	36,576,870	5,043,275	35,350,000	30,306,725	600.93	35,350,000
TOTAL HOSPITAL EXPENDITURES AND TRANSFERS	762,391,004	767,189,256	827,183,998	59,994,742	7.82	821,980,464
BALANCE AT THE END OF YEAR	113,722,922	147,265,922	160,669,634	13,403,712	9.10	147,265,922
<u>ACCOUNTS RECEIVABLE</u>						
Beginning of Year	49,112,594	50,890,615	53,435,146	2,544,531	5.00	
End of Year	50,890,615	53,435,146	50,763,388	(2,671,758)	(5.00)	
<u>PERSONNEL BREAKDOWN</u>						
	<u>Actual 2022</u>		<u>Estimated 2023</u>		<u>Requested 2024</u>	
	FTE	Amount	FTE	Amount	FTE	Amount
<u>HOSPITAL PERSONNEL</u>						
Executive/Administrative/Managerial	176.00	24,622,865	200.00	27,995,516	206.00	28,835,382
Faculty Full Time	514.00	84,196,319	570.00	91,877,925	587.00	94,634,263
Faculty Part Time	1.00	749,998	2.00	791,397	2.00	815,139
Professional Non-Faculty	1,875.00	146,736,035	2,120.00	165,479,141	2,183.00	170,443,516
Secretarial/Clerical	581.00	17,313,221	652.00	19,345,367	672.00	19,925,727
Student and Graduate Assistant	24.00	163,763	18.00	185,632	18.00	191,201
Other Personnel	867.00	45,915,893	983.00	52,008,635	1,013.00	53,568,894
TOTAL HOSPITAL PERSONNEL	4,038.00	319,698,094	4,545.00	357,683,613	4,681.00	368,414,122

**TROY STATE UNIVERSITY SYSTEM**

	Actual 2022	Estimated 2023	Requested 2024	Increase/(Decrease)		Governor's Recommendation 2024
				From Prior Year		
				Amount	Percent	
<b><u>COMBINED FINANCIAL SUMMARY</u></b>						
Educational and General Beginning Balance	0	0	0	0	.....	0
<b><u>REVENUES</u></b>						
Education Trust Fund - Operations and Maintenance	61,202,662	67,123,640	84,000,000	16,876,360	25.14	73,911,358
Education Trust Fund - Dothan Campus	350,000	450,000	600,000	150,000	33.33	450,000
Education Trust Fund - Interpreter Training Program (ITP)	325,000	450,000	450,000	0	0.00	450,000
Education Trust Fund - Supplemental Appropriation - Interpreter Training Program (ITP)	2,000,000	0	0	0	.....	0
ETF Advancement and Technology Fund	4,819,705	0	9,000,000	9,000,000	.....	0
State Department of Education - In-Service Center	248,042	293,875	293,875	0	0.00	*
Other State Funds	15,199,000	22,264,615	22,314,615	50,000	0.22	22,314,615
Federal Funds	11,154,018	16,948,102	16,953,155	5,053	0.03	16,953,155
Tuition and Fees	132,815,595	128,392,929	130,910,609	2,517,680	1.96	130,910,609
Other Sources - Athletics Revenues	7,616,865	4,978,969	5,128,325	149,356	3.00	5,128,325
Other Sources - Endowments	2,692,564	1,725,051	1,747,551	22,500	1.30	1,747,551
Other Sources - Educational Sales & Services	4,211,021	3,640,461	3,727,312	86,851	2.39	3,727,312
Other Sources - Gifts and Grants	775,471	327,678	329,546	1,868	0.57	329,546
Federal Funds - Coronavirus Relief Fund	217,573	267,857	267,857	0	0.00	267,857
Federal Funds - Other COVID-19 Appropriations	16,979,946	0	0	0	.....	0
<b>TOTAL REVENUES</b>	<b>260,607,462</b>	<b>246,863,177</b>	<b>275,722,845</b>	<b>28,859,668</b>	<b>11.69</b>	<b>256,190,328</b>
<b>TOTAL AVAILABLE</b>	<b>260,607,462</b>	<b>246,863,177</b>	<b>275,722,845</b>	<b>28,859,668</b>	<b>11.69</b>	<b>256,190,328</b>
Less						
<b>TOTAL EDUCATIONAL AND GENERAL EXPENDITURES</b>	<b>238,073,524</b>	<b>252,455,636</b>	<b>271,515,013</b>	<b>19,059,377</b>	<b>7.55</b>	<b>251,982,496</b>
<b><u>EDUCATIONAL AND GENERAL TRANSFERS (NET)</u></b>						
Mandatory	13,566,681	13,292,553	14,973,161	1,680,608	12.64	
Non-Mandatory	8,967,257	(18,885,012)	(10,765,329)	8,119,683	(43.00)	
<b>TOTAL EDUCATIONAL AND GENERAL TRANSFERS</b>	<b>22,533,938</b>	<b>(5,592,459)</b>	<b>4,207,832</b>	<b>9,800,291</b>	<b>(175.24)</b>	<b>4,207,832</b>
<b>TOTAL EDUCATIONAL AND GENERAL EXPENDITURES AND TRANSFERS</b>	<b>260,607,462</b>	<b>246,863,177</b>	<b>275,722,845</b>	<b>28,859,668</b>	<b>11.69</b>	<b>256,190,328</b>
<b>EDUCATIONAL AND GENERAL ENDING BALANCE</b>	<b>0</b>	<b>0</b>	<b>0</b>	<b>0</b>	<b>.....</b>	<b>0</b>

**TROY STATE UNIVERSITY SYSTEM**

	Actual	Estimated	Requested	Increase/(Decrease)		Governor's Recommendation 2024
				From Prior Year		
				2022	2023	
* Funding will be through the State Department of Education.						
<u>Educational and General Expenditures by Function</u>						
Instruction	68,247,709	70,684,982	75,258,455	4,573,473	6.47	
Research	2,129,662	5,603,196	5,972,988	369,792	6.60	
Public Service	20,700,585	32,292,150	32,485,426	193,276	0.60	
Academic Support	18,493,170	20,837,296	21,930,969	1,093,673	5.25	
Student Services	36,450,290	35,214,812	37,014,504	1,799,692	5.11	
Institutional Support	36,006,471	34,570,346	39,919,744	5,349,398	15.47	
Operation & Maintenance of Physical Plant	20,212,183	18,237,858	20,203,493	1,965,635	10.78	
Scholarships and Fellowships	35,833,454	35,014,996	38,729,434	3,714,438	10.61	
TOTAL EDUCATIONAL AND GENERAL EXPENDITURES BY FUNCTION	238,073,524	252,455,636	271,515,013	19,059,377	7.55	251,982,496
<u>Educational and General Expenditures by Object</u>						
Salaries and Wages	99,767,782	104,002,806	108,877,691	4,874,885	4.69	
Employee Benefits	33,906,292	37,082,283	42,314,743	5,232,460	14.11	
Supplies and Expenses	66,504,409	70,827,259	78,025,437	7,198,178	10.16	
Equipment and Other Capital Assets	1,787,296	3,538,215	3,585,765	47,550	1.34	
Scholarships and Fellowships	36,107,745	37,005,073	38,711,377	1,706,304	4.61	
TOTAL EDUCATIONAL AND GENERAL EXPENDITURES BY OBJECT	238,073,524	252,455,636	271,515,013	19,059,377	7.55	251,982,496
<u>Auxiliary Enterprises</u>						
Auxiliary Beginning Balance	0	0	0	0	.....	0
<u>AUXILIARY REVENUE</u>						
Sales and Services	17,851,538	18,535,320	19,462,086	926,766	5.00	
TOTAL AUXILIARY REVENUES	17,851,538	18,535,320	19,462,086	926,766	5.00	19,462,086
TOTAL AVAILABLE AUXILIARY	17,851,538	18,535,320	19,462,086	926,766	5.00	19,462,086
<u>Auxiliary Expenditures</u>						
Salaries and Wages	1,159,939	1,128,058	1,184,461	56,403	5.00	
Employee Benefits	267,889	256,385	275,562	19,177	7.48	
Supplies and Expenses	7,241,754	8,440,722	9,242,591	801,869	9.50	
Equipment and Other Capital Asset	0	40,000	42,000	2,000	5.00	

**TROY STATE UNIVERSITY SYSTEM**

	Actual	Estimated	Requested	Increase/(Decrease)		Governor's Recommendation
				From Prior Year		
				2022	2023	
TOTAL AUXILIARY ENTERPRISES						
EXPENDITURES	8,669,582	9,865,165	10,744,614	879,449	8.91	10,744,614
<u>AUXILIARY ENTERPRISES TRANSFERS (NET)</u>						
Non-Mandatory	9,181,956	8,670,155	8,717,472	47,317	0.55	
TOTAL AUXILIARY TRANSFERS	9,181,956	8,670,155	8,717,472	47,317	0.55	8,717,472
TOTAL AUXILIARY EXPENDITURES AND TRANSFERS	17,851,538	18,535,320	19,462,086	926,766	5.00	19,462,086
TOTAL AUXILIARY ENDING BALANCE	0	0	0	0	.....	0
<u>PERSONNEL</u>						
Educational and General	2,047.50	2,224.00	2,234.00	10.00	0.45	
Auxiliary Enterprises	74.00	60.00	60.00	0.00	0.00	
TOTAL PERSONNEL	2,121.50	2,284.00	2,294.00	10.00	0.44	
<u>UNRESTRICTED FINANCIAL SUMMARY</u>						
Educational and General Beginning Balance	0	0	0	0	.....	
<u>REVENUES</u>						
Education Trust Fund - Operations and Maintenance	61,202,662	67,123,640	84,000,000	16,876,360	25.14	
Education Trust Fund - Supplemental Appropriation	2,000,000	0	0	0	.....	
Education Trust Fund - Interpreter Training Program (ITP)	325,000	450,000	450,000	0	0.00	
ETF Advancement and Technology Fund	4,819,705	0	9,000,000	9,000,000	.....	
State Department of Education - In-Service Center	248,042	293,875	293,875	0	0.00	
Other State Funds	1,230,552	950,000	1,000,000	50,000	5.26	
Federal Funds	1,107,178	505,300	510,353	5,053	1.00	
Tuition and Fees	131,667,485	125,883,980	128,401,660	2,517,680	2.00	
Other Sources - Athletics Revenues	7,616,865	4,978,548	5,127,904	149,356	3.00	
Other Sources - Endowments	1,412,406	750,000	772,500	22,500	3.00	
Other Sources - Educational Sales & Services	3,600,183	2,895,025	2,981,876	86,851	3.00	
Other Sources - Gifts and Grants	383,206	62,278	64,146	1,868	3.00	
Education Trust Fund - Dothan Campus	350,000	450,000	600,000	150,000	33.33	
TOTAL REVENUES	215,963,284	204,342,646	233,202,314	28,859,668	14.12	

**TROY STATE UNIVERSITY SYSTEM**

	Actual 2022	Estimated 2023	Requested 2024	Increase/(Decrease)		Governor's Recommendation 2024
				From Prior Year		
				Amount	Percent	
TOTAL AVAILABLE	215,963,284	204,342,646	233,202,314	28,859,668	14.12	
Less						
TOTAL EDUCATIONAL AND GENERAL EXPENDITURES	204,584,610	208,614,611	227,673,988	19,059,377	9.14	
<u>EDUCATIONAL AND GENERAL TRANSFERS (NET)</u>						
Mandatory	13,566,681	13,292,553	14,973,161	1,680,608	12.64	
Non-Mandatory	(2,188,007)	(17,564,518)	(9,444,835)	8,119,683	(46.23)	
TOTAL EDUCATIONAL AND GENERAL TRANSFERS	11,378,674	(4,271,965)	5,528,326	9,800,291	(229.41)	
TOTAL EDUCATIONAL AND GENERAL EXPENDITURES AND TRANSFERS	215,963,284	204,342,646	233,202,314	28,859,668	14.12	
EDUCATIONAL AND GENERAL ENDING BALANCE	0	0	0	0	.....	
<u>Educational and General Expenditures by Function</u>						
Instruction	66,161,742	67,401,006	71,974,479	4,573,473	6.79	
Research	113,095	130,208	500,000	369,792	284.00	
Public Service	3,689,783	3,480,944	3,674,220	193,276	5.55	
Academic Support	17,880,103	18,994,916	20,088,589	1,093,673	5.76	
Student Services	33,362,027	32,336,333	34,136,025	1,799,692	5.57	
Institutional Support	35,436,676	33,236,053	38,585,451	5,349,398	16.10	
Operation & Maintenance of Physical Plant	20,101,288	18,218,958	20,184,593	1,965,635	10.79	
Scholarships and Fellowships	27,839,896	34,816,193	38,530,631	3,714,438	10.67	
TOTAL EDUCATIONAL AND GENERAL EXPENDITURES BY FUNCTION	204,584,610	208,614,611	227,673,988	19,059,377	9.14	
<u>Educational and General Expenditures by Object</u>						
Salaries and Wages	86,815,351	85,097,681	89,972,566	4,874,885	5.73	
Employee Benefits	30,450,088	32,316,543	37,549,003	5,232,460	16.19	
Supplies and Expenses	59,656,039	56,123,307	63,321,485	7,198,178	12.83	
Equipment and Other Capital Assets	497,072	951,000	998,550	47,550	5.00	
Scholarships and Fellowships	27,166,060	34,126,080	35,832,384	1,706,304	5.00	

**TROY STATE UNIVERSITY SYSTEM**

	Actual	Estimated	Requested	Increase/(Decrease)		Governor's Recommendation 2024
				From Prior Year		
				2022	2023	
TOTAL EDUCATIONAL AND GENERAL EXPENDITURES BY OBJECT	204,584,610	208,614,611	227,673,988	19,059,377	9.14	
<b><u>PERSONNEL</u></b>						
Educational and General	1,595.50	1,564.00	1,574.00	10.00	0.64	
Auxiliary Enterprises	63.50	60.00	60.00	0.00	0.00	
TOTAL PERSONNEL	1,659.00	1,624.00	1,634.00	10.00	0.62	
<b><u>RESTRICTED FINANCIAL SUMMARY</u></b>						
Educational and General Beginning Balance	0	0	0	0	.....	
<b><u>REVENUES</u></b>						
Other State Funds	13,968,448	21,314,615	21,314,615	0	0.00	
Federal Funds	10,046,840	16,442,802	16,442,802	0	0.00	
Tuition and Fees	1,148,110	2,508,949	2,508,949	0	0.00	
Other Sources - Athletics Revenues	0	421	421	0	0.00	
Other Sources - Endowments	1,280,158	975,051	975,051	0	0.00	
Other Sources - Educational Sales & Services	610,838	745,436	745,436	0	0.00	
Other Sources - Gifts and Grants	392,265	265,400	265,400	0	0.00	
Federal Funds - Coronavirus Relief Fund	217,573	267,857	267,857	0	0.00	
Federal Funds - COVID-19 Appropriations	16,979,946	0	0	0	.....	
TOTAL REVENUES	44,644,178	42,520,531	42,520,531	0	0.00	
TOTAL AVAILABLE	44,644,178	42,520,531	42,520,531	0	0.00	
Less						
TOTAL EDUCATIONAL AND GENERAL EXPENDITURES	33,488,914	43,841,025	43,841,025	0	0.00	
<b><u>EDUCATIONAL AND GENERAL TRANSFERS (NET)</u></b>						
Non-Mandatory	11,155,264	(1,320,494)	(1,320,494)	0	0.00	
TOTAL EDUCATIONAL AND GENERAL TRANSFERS	11,155,264	(1,320,494)	(1,320,494)	0	0.00	
TOTAL EDUCATIONAL AND GENERAL EXPENDITURES AND TRANSFERS	44,644,178	42,520,531	42,520,531	0	0.00	

**TROY STATE UNIVERSITY SYSTEM**

	Actual	Estimated	Requested	Increase/(Decrease)		Governor's Recommendation
				From Prior Year		
				2022	2023	
<b>EDUCATIONAL AND GENERAL ENDING</b>						
BALANCE	0	0	0	0	.....	
<u>Educational and General Expenditures by Function</u>						
Instruction	2,085,967	3,283,976	3,283,976	0	0.00	
Research	2,016,567	5,472,988	5,472,988	0	0.00	
Public Service	17,010,802	28,811,206	28,811,206	0	0.00	
Academic Support	613,067	1,842,380	1,842,380	0	0.00	
Student Services	3,088,263	2,878,479	2,878,479	0	0.00	
Institutional Support	569,795	1,334,293	1,334,293	0	0.00	
Operation and Maintenance of Physical Plant	110,895	18,900	18,900	0	0.00	
Scholarships and Fellowships	7,993,558	198,803	198,803	0	0.00	
<b>TOTAL EDUCATIONAL AND GENERAL EXPENDITURES BY FUNCTION</b>						
	33,488,914	43,841,025	43,841,025	0	0.00	
<u>Educational and General Expenditures by Object</u>						
Salaries and Wages	12,952,431	18,905,125	18,905,125	0	0.00	
Employee Benefits	3,456,204	4,765,740	4,765,740	0	0.00	
Supplies and Expenses	6,848,370	14,703,952	14,703,952	0	0.00	
Equipment and Other Capital Assets	1,290,224	2,587,215	2,587,215	0	0.00	
Scholarships and Fellowships	8,941,685	2,878,993	2,878,993	0	0.00	
<b>TOTAL EDUCATIONAL AND GENERAL EXPENDITURES BY OBJECT</b>						
	33,488,914	43,841,025	43,841,025	0	0.00	
<u>PERSONNEL</u>						
Educational and General	462.50	660.00	660.00	0.00	0.00	



**UNIVERSITY OF WEST ALABAMA**

	Actual 2022	Estimated 2023	Requested 2024	Increase/(Decrease) From Prior Year		Governor's Recommendation 2024
				Amount	Percent	
<b><u>COMBINED FINANCIAL SUMMARY</u></b>						
Educational and General Beginning Balance	0	200,000	445,834	245,834	122.92	445,834
<b>REVENUES</b>						
Education Trust Fund - Operations & Maintenance	20,715,195	24,036,648	29,314,329	5,277,681	21.96	26,010,078
Education Trust Fund - Blackbelt Teaching Initiative	450,000	610,000	690,000	80,000	13.11	690,000
Education Trust Fund - National Young Farmers Education Program	50,000	50,000	50,000	0	0.00	50,000
Education Trust Fund - Stillman College O&M	100,000	100,000	0	(100,000)	(100.00)	100,000
Education Trust Fund - Rural Workforce Development	400,000	400,000	400,000	0	0.00	400,000
Education Trust Fund - Black Belt STEM	0	550,000	550,000	0	0.00	550,000
Education Trust Fund - Women's Hall Fame	0	10,000	25,000	15,000	150.00	10,000
Education Trust Fund - Supplemental Amphitheater Appropriation	450,000	0	0	0	.....	0
Education Trust Fund - Cahaba Bio Diversity Center	0	0	275,000	275,000	.....	0
ETF Advancement & Technology Fund	1,862,187	0	0	0	.....	0
State Department of Education - In-Service Center	200,000	245,834	245,834	0	0.00	*
Tuition and Fees	48,872,000	45,890,750	45,890,750	0	0.00	45,890,750
Federal Funds	753,034	953,034	953,034	0	0.00	953,034
Federal Funds - Coronavirus Relief Fund	4,235,145	0	0	0	.....	0
Other Sources: Waste Management Tax Receipts	170,000	170,000	170,000	0	0.00	170,000
<b>TOTAL REVENUES</b>	<b>78,257,561</b>	<b>73,016,266</b>	<b>78,563,947</b>	<b>5,547,681</b>	<b>7.60</b>	<b>74,823,862</b>
<b>TOTAL AVAILABLE</b>	<b>78,257,561</b>	<b>73,216,266</b>	<b>79,009,781</b>	<b>5,793,515</b>	<b>7.91</b>	<b>75,269,696</b>
Less						
<b>TOTAL EDUCATIONAL AND GENERAL EXPENDITURES</b>	<b>78,057,561</b>	<b>72,770,432</b>	<b>78,563,947</b>	<b>5,793,515</b>	<b>7.96</b>	<b>74,823,862</b>
<b><u>EDUCATIONAL AND GENERAL TRANSFERS (NET)</u></b>						
<b>TOTAL EDUCATIONAL AND GENERAL TRANSFERS</b>	<b>0</b>	<b>0</b>	<b>0</b>	<b>0</b>	<b>.....</b>	<b>0</b>
<b>TOTAL EDUCATIONAL AND GENERAL EXPENDITURES AND TRANSFERS</b>	<b>78,057,561</b>	<b>72,770,432</b>	<b>78,563,947</b>	<b>5,793,515</b>	<b>7.96</b>	<b>74,823,862</b>
<b>EDUCATIONAL AND GENERAL ENDING BALANCE</b>	<b>200,000</b>	<b>445,834</b>	<b>445,834</b>	<b>0</b>	<b>0.00</b>	<b>445,834</b>

\*Funding will be through the State Department of Education.

**Educational and General Expenditures by Function**

Instruction	40,538,749	39,459,270	41,343,638	1,884,368	4.78
Public Service	249,794	223,828	229,984	6,156	2.75
Academic Support	3,974,678	4,175,199	6,769,942	2,594,743	62.15

**UNIVERSITY OF WEST ALABAMA**

	Actual 2022	Estimated 2023	Requested 2024	Increase/(Decrease) From Prior Year		Governor's Recommendation 2024
				Amount	Percent	
Student Services	15,172,959	13,080,691	13,112,954	32,263	0.25	
Institutional Support	7,352,340	7,035,700	7,765,796	730,096	10.38	
Operation & Maintenance of Physical Plant	8,019,041	5,895,744	5,941,633	45,889	0.78	
Scholarships and Fellowships	2,750,000	2,900,000	3,400,000	500,000	17.24	
<b>TOTAL EDUCATIONAL AND GENERAL EXPENDITURES BY FUNCTION</b>	<b>78,057,561</b>	<b>72,770,432</b>	<b>78,563,947</b>	<b>5,793,515</b>	<b>7.96</b>	<b>74,823,862</b>
<u>Educational and General Expenditures by Object</u>						
Salaries and Wages	28,293,657	29,104,933	30,541,570	1,436,637	4.94	
Employee Benefits	12,982,277	13,021,749	13,665,953	644,204	4.95	
Supplies and Expenses	27,761,425	27,182,940	28,796,002	1,613,062	5.93	
Equipment and Other Capital Assets	2,706,917	560,810	2,160,422	1,599,612	285.23	
Scholarships and Fellowships	6,313,285	2,900,000	3,400,000	500,000	17.24	
<b>TOTAL EDUCATIONAL AND GENERAL EXPENDITURES BY OBJECT</b>	<b>78,057,561</b>	<b>72,770,432</b>	<b>78,563,947</b>	<b>5,793,515</b>	<b>7.96</b>	<b>74,823,862</b>
<u>Auxiliary Enterprises</u>						
Auxiliary Beginning Balance	0	0	0	0	.....	0
<u>AUXILIARY REVENUE</u>						
Sales and Services	5,846,271	5,745,217	5,963,447	218,230	3.80	
<b>TOTAL AUXILIARY REVENUES</b>	<b>5,846,271</b>	<b>5,745,217</b>	<b>5,963,447</b>	<b>218,230</b>	<b>3.80</b>	<b>5,963,447</b>
<b>TOTAL AVAILABLE AUXILIARY</b>	<b>5,846,271</b>	<b>5,745,217</b>	<b>5,963,447</b>	<b>218,230</b>	<b>3.80</b>	<b>5,963,447</b>
<u>Auxiliary Expenditures</u>						
Salaries and Wages	399,266	390,692	410,227	19,535	5.00	
Employee Benefits	131,758	128,928	135,375	6,447	5.00	
Supplies and Expenses	3,136,272	3,040,794	3,223,242	182,448	6.00	
Equipment and Other Capital Assets	73,650	59,650	59,650	0	0.00	
<b>TOTAL AUXILIARY ENTERPRISES EXPENDITURES</b>	<b>3,740,946</b>	<b>3,620,064</b>	<b>3,828,494</b>	<b>208,430</b>	<b>5.76</b>	<b>3,828,494</b>
<u>AUXILIARY ENTERPRISES TRANSFERS (NET)</u>						
Mandatory	2,105,325	2,125,153	2,134,953	9,800	0.46	
<b>TOTAL AUXILIARY TRANSFERS</b>	<b>2,105,325</b>	<b>2,125,153</b>	<b>2,134,953</b>	<b>9,800</b>	<b>0.46</b>	<b>2,134,953</b>
<b>TOTAL AUXILIARY EXPENDITURES AND TRANSFERS</b>	<b>5,846,271</b>	<b>5,745,217</b>	<b>5,963,447</b>	<b>218,230</b>	<b>3.80</b>	<b>5,963,447</b>

**UNIVERSITY OF WEST ALABAMA**

	Actual 2022	Estimated 2023	Requested 2024	Increase/(Decrease) From Prior Year		Governor's Recommendation 2024
				Amount	Percent	
TOTAL AUXILIARY ENDING BALANCE	0	0	0	0	.....	0
<u>PERSONNEL</u>						
Educational and General	511.00	597.50	597.50	0.00	0.00	
Auxiliary Enterprises	14.00	18.00	18.00	0.00	0.00	
TOTAL PERSONNEL	525.00	615.50	615.50	0.00	0.00	
<u>UNRESTRICTED FINANCIAL SUMMARY</u>						
Educational and General Beginning Balance	0	200,000	445,834	245,834	122.92	
<u>REVENUES</u>						
Education Trust Fund - Operations & Maintenance	20,715,195	24,036,648	29,314,329	5,277,681	21.96	
Education Trust Fund - Blackbelt Teaching Initiative	450,000	610,000	690,000	80,000	13.11	
Education Trust Fund - National Young Farmers Education Program	50,000	50,000	50,000	0	0.00	
Education Trust Fund - Stillman College O&M	100,000	100,000	0	(100,000)	(100.00)	
Education Trust Fund - Rural Workforce Development	400,000	400,000	400,000	0	0.00	
Education Trust Fund - Black Belt STEM	0	550,000	550,000	0	0.00	
Education Trust Fund - Women's Hall Fame	0	10,000	25,000	15,000	150.00	
Education Trust Fund - Supplemental Amphitheater Appropriation	450,000	0	0	0	.....	
Education Trust Fund - Cahaba Bio Diversity Center	0	0	275,000	275,000	.....	
ETF Advancement & Technology Fund	1,862,187	0	0	0	.....	
State Department of Education - In-Service Center	200,000	245,834	245,834	0	0.00	
Tuition and Fees	48,872,000	45,890,750	45,890,750	0	0.00	
Other Sources: Waste Management Tax Receipts	170,000	170,000	170,000	0	0.00	
TOTAL REVENUES	73,269,382	72,063,232	77,610,913	5,547,681	7.70	
TOTAL AVAILABLE	73,269,382	72,263,232	78,056,747	5,793,515	8.02	
Less						
TOTAL EDUCATIONAL AND GENERAL EXPENDITURES	73,069,382	71,817,398	77,610,913	5,793,515	8.07	
<u>EDUCATIONAL AND GENERAL TRANSFERS (NET)</u>						
TOTAL EDUCATIONAL AND GENERAL TRANSFERS	0	0	0	0	.....	
TOTAL EDUCATIONAL AND GENERAL EXPENDITURES AND TRANSFERS	73,069,382	71,817,398	77,610,913	5,793,515	8.07	
EDUCATIONAL AND GENERAL ENDING BALANCE	200,000	445,834	445,834	0	0.00	

**UNIVERSITY OF WEST ALABAMA**

	Actual 2022	Estimated 2023	Requested 2024	Increase/(Decrease) From Prior Year		Governor's Recommendation 2024
				Amount	Percent	
<u>Educational and General Expenditures by Function</u>						
Instruction	40,538,749	39,459,270	41,343,638	1,884,368	4.78	
Public Service	249,794	223,828	229,984	6,156	2.75	
Academic Support	3,974,678	4,175,199	6,769,942	2,594,743	62.15	
Student Services	11,008,621	12,127,657	12,159,920	32,263	0.27	
Institutional Support	6,528,499	7,035,700	7,765,796	730,096	10.38	
Operation & Maintenance of Physical Plant	8,019,041	5,895,744	5,941,633	45,889	0.78	
Scholarships and Fellowships	2,750,000	2,900,000	3,400,000	500,000	17.24	
<b>TOTAL EDUCATIONAL AND GENERAL EXPENDITURES BY FUNCTION</b>	<b>73,069,382</b>	<b>71,817,398</b>	<b>77,610,913</b>	<b>5,793,515</b>	<b>8.07</b>	
<u>Educational and General Expenditures by Object</u>						
Salaries and Wages	27,903,613	28,732,731	30,169,368	1,436,637	5.00	
Employee Benefits	12,812,622	12,862,622	13,506,826	644,204	5.01	
Supplies and Expenses	26,954,442	26,761,235	28,374,297	1,613,062	6.03	
Equipment and Other Capital Assets	2,648,705	560,810	2,160,422	1,599,612	285.23	
Scholarships and Fellowships	2,750,000	2,900,000	3,400,000	500,000	17.24	
<b>TOTAL EDUCATIONAL AND GENERAL EXPENDITURES BY OBJECT</b>	<b>73,069,382</b>	<b>71,817,398</b>	<b>77,610,913</b>	<b>5,793,515</b>	<b>8.07</b>	
<u>PERSONNEL</u>						
Educational and General	495.00	582.50	582.50	0.00	0.00	
Auxiliary Enterprises	14.00	18.00	18.00	0.00	0.00	
<b>TOTAL PERSONNEL</b>	<b>509.00</b>	<b>600.50</b>	<b>600.50</b>	<b>0.00</b>	<b>0.00</b>	
<b><u>RESTRICTED FINANCIAL SUMMARY</u></b>						
Educational and General Beginning Balance	0	0	0	0	.....	
<u>REVENUES</u>						
Federal Funds	753,034	953,034	953,034	0	0.00	
Federal Funds - Coronavirus Relief Fund	4,235,145	0	0	0	.....	
<b>TOTAL REVENUES</b>	<b>4,988,179</b>	<b>953,034</b>	<b>953,034</b>	<b>0</b>	<b>0.00</b>	
<b>TOTAL AVAILABLE</b>	<b>4,988,179</b>	<b>953,034</b>	<b>953,034</b>	<b>0</b>	<b>0.00</b>	
Less						
<b>TOTAL EDUCATIONAL AND GENERAL EXPENDITURES</b>	<b>4,988,179</b>	<b>953,034</b>	<b>953,034</b>	<b>0</b>	<b>0.00</b>	

**UNIVERSITY OF WEST ALABAMA**

	Actual 2022	Estimated 2023	Requested 2024	Increase/(Decrease) From Prior Year		Governor's Recommendation 2024
				Amount	Percent	
<u>EDUCATIONAL AND GENERAL TRANSFERS (NET)</u>						
TOTAL EDUCATIONAL AND GENERAL TRANSFERS	0	0	0	0	.....	
TOTAL EDUCATIONAL AND GENERAL EXPENDITURES AND TRANSFERS	4,988,179	953,034	953,034	0	0.00	
EDUCATIONAL AND GENERAL ENDING BALANCE	0	0	0	0	.....	
<u>Educational and General Expenditures by Function</u>						
Student Services	4,164,338	953,034	953,034	0	0.00	
Institutional Support	823,841	0	0	0	.....	
TOTAL EDUCATIONAL AND GENERAL EXPENDITURES BY FUNCTION	4,988,179	953,034	953,034	0	0.00	
<u>Educational and General Expenditures by Object</u>						
Salaries and Wages	390,044	372,202	372,202	0	0.00	
Employee Benefits	169,655	159,127	159,127	0	0.00	
Supplies and Expenses	806,983	421,705	421,705	0	0.00	
Equipment and Other Capital Assets	58,212	0	0	0	.....	
Scholarships and Fellowships	3,563,285	0	0	0	.....	
TOTAL EDUCATIONAL AND GENERAL EXPENDITURES BY OBJECT	4,988,179	953,034	953,034	0	0.00	
<u>PERSONNEL</u>						
Educational and General	16.00	15.00	15.00	0.00	0.00	

# PRIVATE AND STATE RELATED SCHOOLS



**SOUTHERN PREPARATORY ACADEMY**

	Actual 2022	Estimated 2023	Requested 2024	Increase/(Decrease) From Prior Year		Governor's Recommendation 2024
				Amount	Percent	
<b><u>COMBINED FINANCIAL SUMMARY</u></b>						
Educational and General Beginning Balance	0	0	0	0	.....	0
<b><u>REVENUES</u></b>						
Education Trust Fund - Operation & Maintenance	389,327 *	389,327 **	389,327	0	0.00	389,327
Federal Funds	45,000	45,000	45,000	0	0.00	45,000
Tuition and Fees	2,600,000	2,600,000	2,700,000	100,000	3.85	2,700,000
<b>TOTAL REVENUES</b>	<b>3,034,327</b>	<b>3,034,327</b>	<b>3,134,327</b>	<b>100,000</b>	<b>3.30</b>	<b>3,134,327</b>
<b>TOTAL AVAILABLE</b>	<b>3,034,327</b>	<b>3,034,327</b>	<b>3,134,327</b>	<b>100,000</b>	<b>3.30</b>	<b>3,134,327</b>
Less						
<b>TOTAL EDUCATIONAL AND GENERAL EXPENDITURES</b>	<b>3,034,327</b>	<b>3,034,327</b>	<b>3,034,327</b>	<b>0</b>	<b>0.00</b>	<b>3,134,327</b>
Educational and General Transfer (Net)	0	0	0	0	.....	0
<b>TOTAL EDUCATIONAL AND GENERAL EXPENDITURES</b>	<b>3,034,327</b>	<b>3,034,327</b>	<b>3,034,327</b>	<b>0</b>	<b>0.00</b>	<b>3,134,327</b>
Educational and General Ending Balance	0	0	100,000	100,000	.....	0
*Act 2021-331 **Act 2022-204						
<b><u>Educational and General Expenditures by Function</u></b>						
Instruction	400,000	400,000	400,000	0	0.00	
Academic Support	425,000	425,000	425,000	0	0.00	
Student Services	800,000	800,000	800,000	0	0.00	
Institutional Support	790,000	790,000	790,000	0	0.00	
Operation & Maintenance of Physical Plant	244,327	244,327	244,327	0	0.00	
Scholarships and Fellowships	375,000	375,000	375,000	0	0.00	
<b>TOTAL EDUCATIONAL AND GENERAL EXPENDITURES BY FUNCTION</b>	<b>3,034,327</b>	<b>3,034,327</b>	<b>3,034,327</b>	<b>0</b>	<b>0.00</b>	<b>3,134,327</b>
<b><u>Educational and General Expenditures by Object</u></b>						
Salaries and Wages	990,000	990,000	990,000	0	0.00	
Employee Benefits	120,000	120,000	120,000	0	0.00	
Supplies and Expenses	880,000	880,000	880,000	0	0.00	
Equipment and Other Capital Assets	553,327	553,327	553,327	0	0.00	
Scholarships and Fellowships	491,000	491,000	491,000	0	0.00	
<b>TOTAL EDUCATIONAL AND GENERAL EXPENDITURES BY OBJECT</b>	<b>3,034,327</b>	<b>3,034,327</b>	<b>3,034,327</b>	<b>0</b>	<b>0.00</b>	<b>3,134,327</b>
<b><u>PERSONNEL</u></b>						
Educational and General	51.00	51.00	51.00	—	0.00	
<b>TOTAL PERSONNEL</b>	<b>51.00</b>	<b>51.00</b>	<b>51.00</b>	<b>—</b>	<b>0.00</b>	



**TALLADEGA COLLEGE**

	Actual 2022	Estimated 2023	Requested 2024	Increase/(Decrease) From Prior Year		Governor's Recommendation 2024
				Amount	Percent	
<b><u>COMBINED FINANCIAL SUMMARY</u></b>						
Educational and General Beginning Balance	0	35,164,618	35,280,012	115,394	0.33	35,280,012
<b>REVENUES</b>						
Education Trust Fund - Operations and Maintenance	1,003,976 *	1,069,234 **	1,122,496	53,262	4.98	1,069,234
Federal Funds	38,928,736	4,758,976	4,996,924	237,948	5.00	4,996,924
Tuition and Fees	14,509,644	11,076,800	11,630,640	553,840	5.00	11,630,640
Other Sources: Interest/Investment Income	6,713	20,000	20,000	0	0.00	20,000
Other Sources: Gifts and Grants	1,609,212	1,923,310	2,017,476	94,166	4.90	2,017,476
Other Sources: Miscellaneous	636,001	275,000	288,750	13,750	5.00	288,750
Federal Funds - Coronavirus Relief Fund	9,211,459	9,354,045	0	(9,354,045)	(100.00)	0
<b>TOTAL REVENUES</b>	<b>65,905,741</b>	<b>28,477,365</b>	<b>20,076,286</b>	<b>(8,401,079)</b>	<b>(29.50)</b>	<b>20,023,024</b>
<b>TOTAL AVAILABLE</b>	<b>65,905,741</b>	<b>63,641,983</b>	<b>55,356,298</b>	<b>(8,285,685)</b>	<b>(13.02)</b>	<b>55,303,036</b>
Less						
<b>TOTAL EDUCATIONAL AND GENERAL EXPENDITURES</b>	<b>30,741,123</b>	<b>28,361,971</b>	<b>30,213,230</b>	<b>1,851,259</b>	<b>6.53</b>	<b>30,159,968</b>
<b>TOTAL EDUCATIONAL AND GENERAL EXPENDITURES AND TRANSFERS</b>	<b>30,741,123</b>	<b>28,361,971</b>	<b>30,213,230</b>	<b>1,851,259</b>	<b>6.53</b>	<b>20,023,024</b>
<b>EDUCATIONAL AND GENERAL ENDING BALANCE</b>	<b>35,164,618</b>	<b>35,280,012</b>	<b>25,143,068</b>	<b>(10,136,944)</b>	<b>(28.73)</b>	<b>25,143,068</b>
*Act 2021-332 **Act 2022-205						
<b><u>Educational and General Expenditures by Function</u></b>						
Instruction	3,473,581	4,404,809	4,625,050	220,241	5.00	
Public Service	175,923	190,896	200,441	9,545	5.00	
Academic Support	830,393	1,674,588	1,758,317	83,729	5.00	
Student Services	4,147,945	4,588,335	4,817,752	229,417	5.00	
Institutional Support	7,832,368	7,526,533	7,902,859	376,326	5.00	
Operation & Maintenance of Physical Plant	9,444,555	6,660,810	6,993,851	333,041	5.00	
Scholarships and Fellowships	4,836,358	3,316,000	3,914,960	598,960	18.06	
<b>TOTAL EDUCATIONAL AND GENERAL EXPENDITURES BY FUNCTION</b>	<b>30,741,123</b>	<b>28,361,971</b>	<b>30,213,230</b>	<b>1,851,259</b>	<b>6.53</b>	<b>30,159,968</b>
<b><u>Educational and General Expenditures by Object</u></b>						
Salaries and Wages	7,230,758	10,833,414	10,775,085	(58,329)	(0.54)	
Employee Benefits	1,151,660	1,622,345	1,703,462	81,117	5.00	
Supplies and Expenses	14,256,205	11,684,212	10,801,583	(882,629)	(7.55)	
Equipment and Other Capital Assets	2,206,830	0	1,900,000	1,900,000	.....	
Fuel and Metered Utilities	1,059,312	906,000	951,300	45,300	5.00	
Scholarships and Fellowships	4,836,358	3,316,000	4,081,800	765,800	23.09	
<b>TOTAL EDUCATIONAL AND GENERAL EXPENDITURES BY OBJECT</b>	<b>30,741,123</b>	<b>28,361,971</b>	<b>30,213,230</b>	<b>1,851,259</b>	<b>6.53</b>	<b>30,159,968</b>

**TALLADEGA COLLEGE**

	Actual 2022	Estimated 2023	Requested 2024	Increase/(Decrease) From Prior Year		Governor's Recommendation 2024
				Amount	Percent	
<u>Auxiliary Enterprises</u>						
Auxiliary Beginning Balance	0	2,310,504	4,574,598	2,264,094	97.99	4,574,598
<u>AUXILIARY REVENUES</u>						
Sales and Services	4,386,000	4,778,694	5,017,629	238,935	5.00	
TOTAL AUXILIARY REVENUES	4,386,000	4,778,694	5,017,629	238,935	5.00	5,017,629
TOTAL AVAILABLE AUXILIARY	4,386,000	7,089,198	9,592,227	2,503,029	35.31	9,592,227
<u>Auxiliary Expenditures</u>						
Salaries and Wages	160,809	161,000	169,050	8,050	5.00	
Employee Benefits	11,746	12,000	12,600	600	5.00	
Supplies and Expenses	1,900,543	2,331,600	2,448,180	116,580	5.00	
Equipment and Other Capital Assets	2,398	10,000	10,500			
TOTAL AUXILIARY ENTERPRISES EXPENDITURES	2,075,496	2,514,600	2,640,330	125,730	5.00	2,640,330
<u>Auxiliary Transfers (Net)</u>						
Mandatory	0	0	0	0	0.00	
TOTAL AUXILIARY EXPENDITURES AND TRANSFERS	2,075,496	2,514,600	2,640,330	125,730	5.00	2,640,330
TOTAL AUXILIARY ENDING BALANCE	2,310,504	4,574,598	6,951,897	2,377,299	51.97	6,951,897
<u>PERSONNEL</u>						
Educational and General	181.00	300.00	300.00	—	0.00	
Auxiliary Enterprises	6.00	6.00	6.00	—	0.00	
TOTAL PERSONNEL	187.00	306.00	306.00	—	0.00	
<u>UNRESTRICTED FINANCIAL SUMMARY</u>						
Educational and General Beginning Balance	0	19,384,638	19,500,032	115,394	0.60	
<u>REVENUES</u>						
Education Trust Fund - Operations and Maintenance	1,003,976	1,069,234	1,122,696	53,462	5.00	
Federal Funds	19,464,368	2,379,488	2,498,462	118,974	5.00	
Tuition and Fees	14,509,644	11,076,800	11,630,640	553,840	5.00	
Other Sources: Interest/Investment Income	6,713	20,000	20,000	0	0.00	
Other Sources: Gifts and Grants	1,609,212	1,923,310	2,017,476	94,166	4.90	
Other Sources: Miscellaneous	636,001	275,000	288,750			
Federal Funds - Coronavirus Relief Fund	9,211,459	9,354,045	0	(9,354,045)	(100.00)	
TOTAL REVENUES	46,441,373	26,097,877	17,578,024	(8,519,853)	(32.65)	
TOTAL AVAILABLE	46,441,373	45,482,515	37,078,056	(8,404,459)	(18.48)	

**TALLADEGA COLLEGE**

	Actual 2022	Estimated 2023	Requested 2024	Increase/(Decrease) From Prior Year		Governor's Recommendation 2024
				Amount	Percent	
Less						
TOTAL EDUCATIONAL AND GENERAL EXPENDITURES	27,056,735	25,982,483	27,314,768	1,332,285	5.13	
<b><u>EDUCATIONAL AND GENERAL TRANSFERS (NET)</u></b>						
TOTAL EDUCATIONAL AND GENERAL EXPENDITURES AND TRANSFERS	27,056,735	25,982,483	27,314,768	1,332,285	5.13	
EDUCATIONAL AND GENERAL ENDING BALANCE	19,384,638	19,500,032	9,763,288	(9,736,744)	(49.93)	
<b><u>Educational and General Expenditures by Function</u></b>						
Instruction	2,991,863	3,932,130	4,128,737	196,607	5.00	
Academic Support	553,991	1,022,099	1,073,204	51,105	5.00	
Student Services	3,775,777	4,399,735	4,619,722	219,987	5.00	
Institutional Support	6,884,765	6,819,685	7,160,669	340,984	5.00	
Operation & Maintenance of Physical Plant	8,612,028	6,492,834	6,817,476	324,642	5.00	
Scholarships and Fellowships	4,238,311	3,316,000	3,514,960	198,960	6.00	
TOTAL EDUCATIONAL AND GENERAL EXPENDITURES BY FUNCTION	27,056,735	25,982,483	27,314,768	1,332,285	5.13	
<b><u>Educational and General Expenditures by Object</u></b>						
Salaries and Wages	6,205,190	9,708,083	10,193,487	485,404	5.00	
Employee Benefits	1,063,661	1,510,200	1,585,710	75,510	5.00	
Supplies and Expenses	13,229,585	10,542,200	10,102,471	(439,729)	(4.17)	
Equipment and Other Capital Assets	1,260,676	0	1,000,000	1,000,000	.....	
Fuel and Metered Utilities	1,059,312	906,000	951,300	45,300	5.00	
Scholarships and Fellowships	4,238,311	3,316,000	3,481,800	165,800	5.00	
TOTAL EDUCATIONAL AND GENERAL EXPENDITURES BY OBJECT	27,056,735	25,982,483	27,314,768	1,332,285	5.13	
<b><u>PERSONNEL</u></b>						
Educational and General	148.00	267.00	267.00	—	0.00	
Auxiliary Enterprises	6.00	6.00	6.00	—	0.00	
TOTAL PERSONNEL	154.00	273.00	273.00	—	0.00	
<b><u>RESTRICTED FINANCIAL SUMMARY</u></b>						
Educational and General Beginning Balance	0	15,779,980	15,779,980	0	0.00	
<b><u>REVENUES</u></b>						
Federal Funds	19,464,368	2,379,488	2,498,462	118,974	5.00	
TOTAL REVENUES	19,464,368	2,379,488	2,498,462	118,974	5.00	
TOTAL AVAILABLE	19,464,368	18,159,468	18,278,442	118,974	0.66	
Less						
TOTAL EDUCATIONAL AND GENERAL EXPENDITURES	3,684,388	2,379,488	2,898,462	518,974	21.81	

**TALLADEGA COLLEGE**

	Actual 2022	Estimated 2023	Requested 2024	Increase/(Decrease) From Prior Year		Governor's Recommendation 2024
				Amount	Percent	
TOTAL EDUCATIONAL AND GENERAL EXPENDITURES AND TRANSFERS	3,684,388	2,379,488	2,898,462	518,974	21.81	
EDUCATIONAL AND GENERAL ENDING BALANCE	15,779,980	15,779,980	15,379,980	(400,000)	(2.53)	
<u>Educational and General Expenditures by Function</u>						
Instruction	481,718	472,679	496,313	23,634	5.00	
Public Service	175,923	190,896	200,441	9,545	5.00	
Academic Support	276,402	652,489	685,113	32,624	5.00	
Student Services	372,168	188,600	198,030	9,430	5.00	
Institutional Support	947,603	706,848	742,190	35,342	5.00	
Operation & Maintenance of Physical Plant	832,527	167,976	176,375	8,399	5.00	
Scholarships and Fellowships	598,047	0	400,000	400,000	.....	
TOTAL EDUCATIONAL AND GENERAL EXPENDITURES BY FUNCTION	3,684,388	2,379,488	2,898,462	518,974	21.81	
<u>Educational and General Expenditures by Object</u>						
Salaries and Wages	1,025,568	1,125,331	581,598	(543,733)	(48.32)	
Employee Benefits	87,999	112,145	117,752	5,607	5.00	
Supplies and Expenses	1,026,620	1,142,012	699,112	(442,900)	(38.78)	
Equipment and Other Capital Asset	946,154	0	900,000	900,000	.....	
Scholarships and Fellowships	598,047	0	600,000	600,000	.....	
TOTAL EDUCATIONAL AND GENERAL EXPENDITURES BY OBJECT	3,684,388	2,379,488	2,898,462	518,974	21.81	
<u>PERSONNEL</u>						
Educational and General	33.00	33.00	33.00	—	0.00	
TOTAL PERSONNEL	33.00	33.00	33.00	—	0.00	

**TUSKEGEE UNIVERSITY**

	Actual 2022	Estimated 2023	Requested 2024	Increase/(Decrease) From Prior Year		Governor's Recommendation 2024
				Amount	Percent	
<b><u>COMBINED FINANCIAL SUMMARY</u></b>						
Educational and General Beginning Balance	0	0	0	0	.....	0
<b><u>REVENUES</u></b>						
Education Trust Fund - Operations & Maintenance	10,257,156 *	11,151,435 **	14,485,978	3,334,543	29.90	11,151,435
ETF Advancement and Technology Fund	279,226	0	0	0	.....	0
Other State Funds	3,834,093	593,018	610,809	17,791	3.00	610,809
Federal Funds	16,740,509	6,764,335	13,319,502	6,555,167	96.91	13,319,502
Federal Funds - Coronavirus Relief Fund	38,429,705	16,671,000	10,671,000	(6,000,000)	(35.99)	10,671,000
Tuition and Fees	58,024,502	63,007,440	64,267,589	1,260,149	2.00	64,267,589
Other Sources - Athletics Revenues	824,277	600,000	618,000	18,000	3.00	618,000
Other Sources - Endowments	1,237,765	1,224,523	1,261,259	36,736	3.00	1,261,259
Other Sources - Gifts and Grants	8,515,882	20,856,439	21,838,730	982,291	4.71	21,838,730
Other Sources - Grants and Contracts	4,380,501	6,254,537	6,442,173	187,636	3.00	6,442,173
Other Sources - Miscellaneous	8,617,937	7,687,206	7,917,822	230,616	3.00	7,917,822
Other Sources - Scholarships and Professorships	4,920,371	1,789,590	1,843,278	53,688	3.00	1,843,278
Education Trust Fund - Agricultural Research and Extension	2,000,000	2,000,000	2,500,000	500,000	25.00	2,000,000
Education Trust Fund - Supplemental Appropriation	2,070,000	0	0	0	.....	0
<b>TOTAL REVENUES</b>	<b>160,131,924</b>	<b>138,599,523</b>	<b>145,776,140</b>	<b>7,176,617</b>	<b>5.18</b>	<b>141,941,597</b>
<b>TOTAL AVAILABLE</b>	<b>160,131,924</b>	<b>138,599,523</b>	<b>145,776,140</b>	<b>7,176,617</b>	<b>5.18</b>	<b>141,941,597</b>
Less						
<b>TOTAL EDUCATIONAL AND GENERAL EXPENDITURES</b>	<b>164,897,613</b>	<b>145,388,824</b>	<b>150,899,662</b>	<b>5,510,838</b>	<b>3.79</b>	<b>147,065,119</b>
<b><u>EDUCATIONAL AND GENERAL TRANSFERS (NET)</u></b>						
Mandatory	5,913,067	17,333,305	19,940,023	2,606,718	15.04	
Non-Mandatory	(10,678,756)	(24,122,606)	(25,063,545)	(940,939)	3.90	
<b>TOTAL EDUCATIONAL AND GENERAL TRANSFERS</b>	<b>(4,765,689)</b>	<b>(6,789,301)</b>	<b>(5,123,522)</b>	<b>1,665,779</b>	<b>(24.54)</b>	<b>(5,123,522)</b>
<b>TOTAL EDUCATIONAL AND GENERAL EXPENDITURES AND TRANSFERS</b>	<b>160,131,924</b>	<b>138,599,523</b>	<b>145,776,140</b>	<b>7,176,617</b>	<b>5.18</b>	<b>141,941,597</b>
<b>EDUCATIONAL AND GENERAL ENDING BALANCE</b>	<b>0</b>	<b>0</b>	<b>0</b>	<b>0</b>	<b>.....</b>	<b>0</b>

\*Act 2021-333 \*\*Act 2022-203

**Educational and General Expenditures by Function**

Instruction	41,655,056	36,472,572	37,327,944	855,372	2.35
Research	17,327,732	19,723,030	20,280,366	557,336	2.83
Public Service	9,900,816	13,890,301	14,259,634	369,333	2.66
Academic Support	4,814,567	4,823,606	4,927,067	103,461	2.14
Student Services	6,941,493	6,699,927	6,834,434	134,507	2.01
Institutional Support	18,055,674	19,854,969	20,254,773	399,804	2.01
Operation & Maintenance of Physical Plant	12,813,459	11,917,576	12,155,928	238,352	2.00
Scholarships and Fellowships	53,388,816	34,076,843	34,859,516	782,673	2.30

**TUSKEGEE UNIVERSITY**

	Actual 2022	Estimated 2023	Requested 2024	Increase/(Decrease) From Prior Year		Governor's Recommendation 2024
				Amount	Percent	
TOTAL EDUCATIONAL AND GENERAL EXPENDITURES BY FUNCTION	164,897,613	147,458,824	150,899,662	3,440,838	2.33	147,065,119
<u>Educational and General Expenditures by Object</u>						
Salaries and Wages	46,737,793	54,179,496	55,263,088	1,083,592	2.00	
Employee Benefits	11,715,868	11,235,391	12,264,509	1,029,118	9.16	
Supplies and Expenses	48,571,693	42,122,674	42,417,434	294,760	0.70	
Equipment and Other Capital Assets	4,483,443	5,844,420	6,095,115	250,695	4.29	
Scholarships and Fellowships	53,388,816	34,076,843	34,859,516	782,673	2.30	
TOTAL EDUCATIONAL AND GENERAL EXPENDITURES BY OBJECT	164,897,613	147,458,824	150,899,662	3,440,838	2.33	147,065,119
<u>Auxiliary Enterprises</u>						
Auxiliary Beginning Balance	0	0	0	0	.....	0
<u>AUXILIARY REVENUES</u>						
Sales and Services	15,556,209	19,899,583	20,297,575	397,992	2.00	
TOTAL AUXILIARY REVENUES	15,556,209	19,899,583	20,297,575	397,992	2.00	20,297,575
TOTAL AVAILABLE AUXILIARY	15,556,209	19,899,583	20,297,575	397,992	2.00	20,297,575
<u>Auxiliary Expenditures</u>						
Salaries and Wages	368,929	956,364	975,491	19,127	2.00	
Employee Benefits	83,170	200,836	170,624	(30,212)	(15.04)	
Supplies and Expenses	13,411,556	17,759,266	18,292,044	532,778	3.00	
Equipment and Other Capital Assets	0	732,179	768,788	36,609	5.00	
TOTAL AUXILIARY ENTERPRISES EXPENDITURES	13,863,655	19,648,645	20,206,947	558,302	2.84	20,206,947
<u>AUXILIARY ENTERPRISES TRANSFERS (NET)</u>						
Non-Mandatory	1,692,554	250,938	90,628	(160,310)	(63.88)	
TOTAL AUXILIARY TRANSFERS	1,692,554	250,938	90,628	(160,310)	(63.88)	90,628
TOTAL AUXILIARY EXPENDITURES AND TRANSFERS	15,556,209	19,899,583	20,297,575	397,992	2.00	20,297,575
TOTAL AUXILIARY ENDING BALANCE	0	0	0	0	.....	0
<u>PERSONNEL</u>						
Educational and General	894.00	1045.00	1045.00	—	0.00	
Auxiliary Enterprises	11.00	29.00	30.00	1.00	3.45	
TOTAL PERSONNEL	905.00	1074.00	1075.00	1.00	0.09	
<u>UNRESTRICTED FINANCIAL SUMMARY</u>						
Educational and General Beginning Balance	0	0	0	0	.....	
<u>REVENUES</u>						
Education Trust Fund - Operations & Maintenance	10,257,156	11,151,435	14,485,978	3,334,543	29.90	

**TUSKEGEE UNIVERSITY**

	Actual 2022	Estimated 2023	Requested 2024	Increase/(Decrease)		Governor's Recommendation 2024
				From Prior Year		
				Amount	Percent	
ETF Advancement & Technology Fund	279,226	0	0	0	.....	
Other State Funds	3,160,638	593,018	610,809	17,791	3.00	
Federal Funds	3,942,732	3,829,028	3,943,899	114,871	3.00	
Tuition and Fees	58,024,502	63,007,440	64,267,589	1,260,149	2.00	
Other Sources - Athletics Revenues	824,277	600,000	618,000	18,000	3.00	
Other Sources - Gifts and Grants	7,149,213	18,092,047	18,991,406	899,359	4.97	
Other Sources - Miscellaneous	6,706,694	6,764,150	6,967,074	202,924	3.00	
Education Trust Fund - Agricultural Research and Extension	2,000,000	2,000,000	2,500,000	500,000	25.00	
Education Trust Fund - Supplemental Appropriation	2,070,000	0	0	0	.....	
<b>TOTAL REVENUES</b>	<b>94,414,438</b>	<b>106,037,118</b>	<b>112,384,755</b>	<b>6,347,637</b>	<b>5.99</b>	
<b>TOTAL AVAILABLE</b>	<b>94,414,438</b>	<b>106,037,118</b>	<b>112,384,755</b>	<b>6,347,637</b>	<b>5.99</b>	
Less						
<b>TOTAL EDUCATIONAL AND GENERAL EXPENDITURES</b>	<b>95,032,816</b>	<b>96,222,476</b>	<b>100,258,327</b>	<b>4,035,851</b>	<b>4.19</b>	
<b>EDUCATIONAL AND GENERAL TRANSFERS (NET)</b>						
Mandatory	2,960,275	14,135,633	16,987,231	2,851,598	20.17	
Non-Mandatory	(3,578,653)	(4,320,991)	(4,860,803)	(539,812)	12.49	
<b>TOTAL EDUCATIONAL AND GENERAL TRANSFERS</b>	<b>(618,378)</b>	<b>9,814,642</b>	<b>12,126,428</b>	<b>2,311,786</b>	<b>23.55</b>	
<b>TOTAL EDUCATIONAL AND GENERAL EXPENDITURES AND TRANSFERS</b>	<b>94,414,438</b>	<b>106,037,118</b>	<b>112,384,755</b>	<b>6,347,637</b>	<b>5.99</b>	
<b>EDUCATIONAL AND GENERAL ENDING BALANCE</b>	<b>0</b>	<b>0</b>	<b>0</b>	<b>0</b>	<b>.....</b>	
<b>Educational and General Expenditures by Function</b>						
Instruction	19,896,728	23,880,495	24,358,105	477,610	2.00	
Research	3,529,494	3,435,440	3,504,149	68,709	2.00	
Public Service	1,790,977	4,737,563	4,832,314	94,751	2.00	
Academic Support	4,200,941	4,124,684	4,207,178	82,494	2.00	
Student Services	6,768,637	6,649,031	6,782,012	132,981	2.00	
Institutional Support	16,771,070	19,584,447	19,976,136	391,689	2.00	
Operation & Maintenance of Physical Plant	12,813,459	11,917,576	12,155,928	238,352	2.00	
Scholarships and Fellowships	29,261,510	23,963,240	24,442,505	479,265	2.00	
<b>TOTAL EDUCATIONAL AND GENERAL EXPENDITURES BY FUNCTION</b>	<b>95,032,816</b>	<b>98,292,476</b>	<b>100,258,327</b>	<b>1,965,851</b>	<b>2.00</b>	
<b>Educational and General Expenditures by Object</b>						
Salaries and Wages	30,138,483	37,129,867	37,872,467	742,600	2.00	
Employee Benefits	7,175,869	7,846,095	8,271,759	425,664	5.43	
Supplies and Expenses	28,080,136	25,585,204	25,715,122	129,918	0.51	
Equipment and Other Capital Assets	376,818	3,768,070	3,956,474	188,404	5.00	
Scholarships and Fellowships	29,261,510	23,963,240	24,442,505	479,265	2.00	

**TUSKEGEE UNIVERSITY**

	Actual 2022	Estimated 2023	Requested 2024	Increase/(Decrease) From Prior Year		Governor's Recommendation 2024
				Amount	Percent	
TOTAL EDUCATIONAL AND GENERAL EXPENDITURES BY OBJECT	95,032,816	98,292,476	100,258,327	1,965,851	2.00	
<u>PERSONNEL</u>						
Educational and General	651.00	749.00	749.00	—	0.00	
Auxiliary Enterprises	11.00	29.00	30.00	1.00	3.45	
TOTAL PERSONNEL	662.00	778.00	779.00	1.00	0.13	
<u>RESTRICTED FINANCIAL SUMMARY</u>						
Educational and General Beginning Balance	0	0	0	0	.....	
<u>REVENUES</u>						
Other State Funds	673,455	0	0	0	.....	
Federal Funds	12,797,777	2,935,307	9,375,603	6,440,296	219.41	
Federal Funds - Coronavirus Relief Fund	38,429,705	16,671,000	10,671,000	(6,000,000)	(35.99)	
Other Sources - Endowments	1,237,765	1,224,523	1,261,259	36,736	3.00	
Other Sources - Gifts and Grants	1,366,669	2,764,392	2,847,324	82,932	3.00	
Other Sources - Grants and Contracts	4,380,501	6,254,537	6,442,173	187,636	3.00	
Other Sources - Miscellaneous	1,911,243	923,056	950,748	27,692	3.00	
Other Sources - Scholarships and Professorships	4,920,371	1,789,590	1,843,278	53,688	3.00	
TOTAL REVENUES	65,717,486	32,562,405	33,391,385	828,980	2.55	
TOTAL AVAILABLE	65,717,486	32,562,405	33,391,385	828,980	2.55	
Less						
TOTAL EDUCATIONAL AND GENERAL EXPENDITURES	69,864,797	49,166,348	50,641,335	1,474,987	3.00	
<u>AUXILIARY ENTERPRISES TRANSFERS (NET)</u>						
Mandatory	2,952,792	3,197,672	2,952,792	(244,880)	(7.66)	
Non-Mandatory	(7,100,103)	(19,801,615)	(20,202,742)	(401,127)	2.03	
TOTAL EDUCATIONAL AND GENERAL TRANSFERS	(4,147,311)	(16,603,943)	(17,249,950)	(646,007)	3.89	
TOTAL EDUCATIONAL AND GENERAL EXPENDITURES AND TRANSFERS	65,717,486	32,562,405	33,391,385	828,980	2.55	
EDUCATIONAL AND GENERAL ENDING BALANCE	0	0	0	0	.....	
<u>Educational and General Expenditures by Function</u>						
Instruction	21,758,328	12,592,077	12,969,839	377,762	3.00	
Research	13,798,238	16,287,590	16,776,217	488,627	3.00	
Public Service	8,109,839	9,152,738	9,427,320	274,582	3.00	
Academic Support	613,626	698,922	719,889	20,967	3.00	
Student Services	172,856	50,896	52,422	1,526	3.00	
Institutional Support	1,284,604	270,522	278,637	8,115	3.00	
Scholarships and Fellowships	24,127,306	10,113,603	10,417,011	303,408	3.00	



**TUSKEGEE UNIVERSITY**

	Actual 2022	Estimated 2023	Requested 2024	Increase/(Decrease) From Prior Year		Governor's Recommendation 2024
				Amount	Percent	
TOTAL EDUCATIONAL AND GENERAL EXPENDITURES BY FUNCTION	69,864,797	49,166,348	50,641,335	1,474,987	3.00	
<u>Educational and General Expenditures by Object</u>						
Salaries and Wages	16,599,310	17,049,829	17,390,621	340,792	2.00	
Employee Benefits	4,539,999	3,389,296	3,992,750	603,454	17.80	
Supplies and Expenses	20,491,557	16,537,470	16,702,312	164,842	1.00	
Equipment and Other Capital Assets	4,106,625	2,076,350	2,138,641	62,291	3.00	
Scholarships and Fellowships	24,127,306	10,113,603	10,417,011	303,408	3.00	
TOTAL EDUCATIONAL AND GENERAL EXPENDITURES BY OBJECT	69,864,797	49,166,548	50,641,335	1,474,787	3.00	
<u>PERSONNEL</u>						
Educational and General	243.00	296.00	296.00	0.00	0.00	
TOTAL PERSONNEL	243.00	296.00	296.00	0.00	0.00	

# NON-STATE AGENCIES



**ALABAMA NETWORK OF CHILDREN'S ADVOCACY CENTERS**

	Actual 2022	Budgeted 2023	Requested 2024	Increase/(Decrease) From Prior Year		Governor's Recommendation 2024
				Amount	Percent	
Unencumbered Balance Brought Forward	0	0	0	0	.....	0
<b>RECEIPTS:</b>						
State Funds:						
State General Fund	0	0	1,650,000	1,650,000	.....	0
Education Trust Fund	0	0	1,200,000	1,200,000	.....	0
State General Fund - Transfer from DHR	1,050,000	1,350,000	0	(1,350,000)	(100.00)	1,050,000
Education Trust Fund - Transfer from DHR	701,470	900,000	0	(900,000)	(100.00)	701,470
<b>TOTAL RECEIPTS</b>	<b>1,751,470</b>	<b>2,250,000</b>	<b>2,850,000</b>	<b>600,000</b>	<b>26.67</b>	<b>1,751,470</b>
<b>TOTAL AVAILABLE</b>	<b>1,751,470</b>	<b>2,250,000</b>	<b>2,850,000</b>	<b>600,000</b>	<b>26.67</b>	<b>1,751,470</b>
<b>LESS: EXPENDITURES</b>	<b>1,751,470</b>	<b>2,250,000</b>	<b>2,850,000</b>	<b>600,000</b>	<b>26.67</b>	<b>1,751,470</b>
Balance Unencumbered	0	0	0	0	.....	0

SUMMARY BUDGET REQUEST

PROGRAMS AND PROGRAM FUNCTIONS

NON-STATE PROGRAM

Protective Services Function	1,751,470	2,250,000	2,850,000	600,000	26.67	
<b>TOTAL</b>	<b>1,751,470</b>	<b>2,250,000</b>	<b>2,850,000</b>	<b>600,000</b>	<b>26.67</b>	
<b>TOTAL EXPENDITURES</b>	<b>1,751,470</b>	<b>2,250,000</b>	<b>2,850,000</b>	<b>600,000</b>	<b>26.67</b>	<b>1,751,470</b>

ALABAMA NETWORK OF CHILDREN'S ADVOCACY CENTERS SUMMARY

Personnel Costs	8,259	27,750	50,000	22,250	80.18	
Employee Benefits	980	12,850	21,193	8,343	64.93	
Travel - In-State	18,320	3,400	25,000	21,600	635.29	
Travel - Out-of-State	0	0	5,000	5,000	.....	
Rentals and Leases	650	7,500	8,500	1,000	13.33	
Utilities and Communication	1,124	0	3,000	3,000	.....	
Professional Fees and Services	0	47,400	75,000	27,600	58.23	
Supplies/Materials/Operating Expenses	6,314	12,320	62,307	49,987	405.74	
Grants and Benefits	1,715,823	2,138,780	2,600,000	461,220	21.56	
<b>TOTAL EXPENDITURES</b>	<b>1,751,470</b>	<b>2,250,000</b>	<b>2,850,000</b>	<b>600,000</b>	<b>26.67</b>	<b>1,751,470</b>
Total Number of Employees	1.00	1.00	1.00	0.00	0.00	

SOURCE OF FUNDS:

State General Fund	0	0	1,650,000	1,650,000	.....	0
Education Trust Fund	0	0	1,200,000	1,200,000	.....	0
Education Trust Fund - Transfer from DHR	701,470	900,000	0	(900,000)	(100.00)	701,470
State General Fund - Transfer from DHR	1,050,000	1,350,000	0	(1,350,000)	(100.00)	1,050,000
<b>Total Funds</b>	<b>1,751,470</b>	<b>2,250,000</b>	<b>2,850,000</b>	<b>600,000</b>	<b>26.67</b>	<b>1,751,470</b>

AGENCY DESCRIPTION: A not-for-profit organization that promotes the multi-disciplinary process in fostering an abuse-free society for Alabama's children and support the development of the children's advocacy center model through public awareness, training and networking. The network achieves this mission through 47 full-member advocacy centers, and two pilot projects that serve 54 counties with forensic interviewing, evaluations and counseling.

**ALABAMA COALITION AGAINST DOMESTIC VIOLENCE**

	Actual 2022	Budgeted 2023	Requested 2024	Increase/(Decrease) From Prior Year		Governor's Recommendation 2024
				Amount	Percent	
Unencumbered Balance Brought Forward	0	0	0	0	.....	0
<b>RECEIPTS:</b>						
<b>Federal and Local Funds:</b>						
Health and Human Services	393,471	393,471	393,471	0	0.00	393,471
Department of Justice	98,706	90,342	90,342	0	0.00	90,342
Housing and Urban Development	804,200	804,200	804,200	0	0.00	804,200
<b>State Funds:</b>						
State General Fund	169,633 *	169,633 **	169,633	0	0.00	169,633
Marriage License Fees	280,757	280,757	280,757	0	0.00	280,757
Memberships, Contributions	16,000	16,000	16,000	0	0.00	16,000
<b>TOTAL RECEIPTS</b>	<b>1,762,767</b>	<b>1,754,403</b>	<b>1,754,403</b>	<b>0</b>	<b>0.00</b>	<b>1,754,403</b>
<b>TOTAL AVAILABLE</b>	<b>1,762,767</b>	<b>1,754,403</b>	<b>1,754,403</b>	<b>0</b>	<b>0.00</b>	<b>1,754,403</b>
<b>LESS: EXPENDITURES</b>	<b>1,762,767</b>	<b>1,754,403</b>	<b>1,754,403</b>	<b>0</b>	<b>0.00</b>	<b>1,754,403</b>
Balance Unencumbered	0	0	0	0	.....	0

\*Act 2021-370 \*\*Act 2022-159

SUMMARY BUDGET REQUEST

PROGRAMS AND PROGRAM FUNCTIONS

NON-STATE PROGRAM

Protective Services Function	1,762,767	1,754,403	1,754,403	0	0.00	
<b>TOTAL</b>	<b>1,762,767</b>	<b>1,754,403</b>	<b>1,754,403</b>	<b>0</b>	<b>0.00</b>	
<b>TOTAL EXPENDITURES</b>	<b>1,762,767</b>	<b>1,754,403</b>	<b>1,754,403</b>	<b>0</b>	<b>0.00</b>	<b>1,754,403</b>

ALABAMA COALITION AGAINST DOMESTIC VIOLENCE SUMMARY

Personnel Costs	401,000	429,661	429,661	0	0.00	
Employee Benefits	98,000	107,718	107,718	0	0.00	
Travel - In-State	25,000	16,440	16,440	0	0.00	
Travel - Out-Of-State	6,000	10,000	10,000	0	0.00	
Repairs and Maintenance	6,800	7,000	7,000	0	0.00	
Rentals and Leases	42,000	54,000	54,000	0	0.00	
Utilities and Communication	7,800	7,000	7,000	0	0.00	
Professional Fees and Services	135,000	158,323	158,323	0	0.00	
Supplies/Materials/Operating Expenses	383,167	42,000	42,000	0	0.00	
Grants and Benefits	658,000	922,261	922,261	0	0.00	
<b>TOTAL EXPENDITURES</b>	<b>1,762,767</b>	<b>1,754,403</b>	<b>1,754,403</b>	<b>0</b>	<b>0.00</b>	<b>1,754,403</b>
Total Number of Employees	9.00	9.00	9.00	0.00	0.00	

SOURCE OF FUNDS:

State General Fund	169,633	169,633	169,633	0	0.00	169,633
Health and Human Services	393,471	393,471	393,471	0	0.00	393,471
Department of Justice	98,706	90,342	90,342	0	0.00	90,342
Housing and Urban Development	944,081	804,200	804,200	0	0.00	804,200
Marriage License Fees	140,876	280,757	280,757	0	0.00	280,757
Memberships, Contributions	16,000	16,000	16,000	0	0.00	16,000
<b>Total Funds</b>	<b>1,762,767</b>	<b>1,754,403</b>	<b>1,754,403</b>	<b>0</b>	<b>0.00</b>	<b>1,754,403</b>

AGENCY DESCRIPTION: A not-for-profit organization that promotes the multi-disciplinary process in fostering an abuse-free society for Alabama's children and support the development of the children's advocacy center model through public awareness, training and networking. The network achieves this mission through 16 member programs that serve 67 counties with emergency shelters, 24 hour crisis hotline, and counseling.

# INDEX



## GLOSSARY

<b>Accrual</b>	Particular money set aside for a specific purpose.
<b>Agency</b>	Includes state agencies, departments, boards, bureaus, the legislature, and institutions of the state.
<b>Allotment</b>	A quarterly division of the agency's appropriation into amounts that may be encumbered or expended during a fiscal quarter.
<b>Appropriation</b>	The authorization for an agency to make expenditures and to incur obligations for specific purposes.
<b>Appropriation Transfer</b>	Changes between programs (appropriation class) by an agency or department that may only be made by the Governor.
<b>Audit</b>	An official inspection of an individual's or organization's accounts, typically by an independent body.
<b>Balanced Budget</b>	Occurs in financial planning or the budgeting process when total expected revenues are equal to or greater than total planned spending. A budget can be considered balanced after a full year's worth of revenues and expenses have been incurred and recorded.
<b>Bonded Indebtedness</b>	Any formally executed written agreement representing a promise by a unit of government to pay to another a specified sum of money, at a specified date or dates at least one year into the future.
<b>Capital Outlay</b>	Expenditures on capital projects that result in the acquisition, construction or major alteration of land, buildings, or infrastructure (as listed in Section 41-4-93, Code of Alabama 1975) and will not be completed within one fiscal year.
<b>Comprehensive Annual Financial Report (CAFR)</b>	Financial statements prepared by the State Comptroller's Office which report financial information of all State Government as a single entity. This report is prepared according to Generally Accepted Accounting Principles and the Governmental Accounting Standards Board.
<b>Conditional Appropriation</b>	The authorization for an agency to make expenditures and to incur obligations for specific purposes only after certain conditions are met by the agency as to the need of the appropriation. The conditional request is then approved by the Governor, Finance Director and the Legislature in order to release the funds to the agency.
<b>Earmark Funds</b>	An official order laying claim to the use of property or materials.
<b>Education Trust Fund (ETF)</b>	The largest operating fund of the State of Alabama. Used for the support, maintenance and development of public education in Alabama, debt service and capital improvements relating to educational facilities, and other functions related to educating the state's citizens.
<b>Emergency Appropriations</b>	Allotments which may be made for authorized purposes for which no specific appropriation has been made or for which an insufficient appropriation was inadvertently made.



<b>Encumbrance</b>	An obligation of state funds that reserve a portion of the annual appropriation and allotments. The total amount of all outstanding purchase orders, delivery orders, and other encumbrance related documents.
<b>Executive Budget Office (EBO)</b>	A division of the Department of Finance that is responsible for preparing the Governor's budget proposal, administering and supervising the execution of legislative appropriations, estimating revenues for budget preparation, and administration and assisting in the drafting of budget appropriation bills.
<b>Expended Amount</b>	The total of transactions that have been processed in STAARS Financial for the budget fiscal year.
<b>Expenditure</b>	The act of spending money.
<b>Fiduciary Fund</b>	Used in governmental accounting to report on assets held in trust for others. When financial statements are prepared for fiduciary funds, they are presented using the economic resources measurement focus and the accrual basis of accounting.
<b>Fiscal Year</b>	A twelve-month period beginning October 1 and ending September 30 of the following calendar year which is used as the state's accounting and appropriation period.
<b>Fund</b>	A fiscal and accounting entity with a self-balancing set of accounts that the State uses to keep track of specific sources of funding and spending for a particular purpose.
<b>Fund Balance</b>	The beginning balance is the ending balance brought forward from the previous year. The ending balance is the sum of the beginning balance, revenues/receipts, and lapses less expenditures and reversions within the fiscal year.
<b>General Fund</b>	One of six major operating funds in the State of Alabama. Supports state programs such as child development and protection, criminal justice, conservation efforts, economic development, public health and safety, mental health, Medicaid, legislative activities, and the court system.
<b>Governmental Fund</b>	Money, assets, or property, of the United States government, of a State government, or of a local government, including any branch, subdivision, department, agency, or other component of any such government.
<b>Interagency Agreement</b>	Documents executed between agencies or departments which defines the transfer of funds between the agencies.
<b>Legislative Services Agency</b>	Created by Act 2017-214 to provide legal, fiscal and code revision (LSA) services to the Alabama Legislature. The Legislative Services Agency includes the Alabama Law Institute, Legislative Fiscal Office, and Legislative Reference Service.
<b>Major Fund</b>	Those funds whose revenues, expenditures/expenses, assets or liabilities are at least 10 percent of the total for their fund category and 5 percent of the aggregate of all governmental enterprise funds in total.
<b>Obligated Amount</b>	The expended amount plus the encumbered amount.
<b>Operations Plan</b>	Annual plan for the operation of each authorized program of an agency that ensures the objectives of the Legislature's appropriations are met. It identifies the personnel costs, employee benefits, travel, supplies, equipment purchases, and other expenditures by major object.

<b>Operations Plan Revision</b>	The written request of an agency to revise an appropriation.
<b>Performance Indicators</b>	These are listed under the agency pages for Teachers' Retirement System, Judicial Retirement Fund and Employees' Retirement System. The charts listed are a comparison of actual, budgeted and estimated contribution rates and membership numbers of active and retired members of each system.
<b>Program</b>	Major functional areas of an agency that corresponds with appropriation authority specified by the Legislature.
<b>Program Change</b>	A transfer or change of appropriations between programs within an agency or department, which can only be made by the Governor, and are reported to the Legislature quarterly.
<b>Program Function</b>	Further breakdown of major functional areas of each agency.
<b>Proprietary Fund</b>	Used in governmental accounting to account for activities that involve business-like interactions, either within the government or outside of it. The two types of proprietary funds are enterprise funds and internal service funds.
<b>Quarterly Performance Reports (QPR)</b>	Reports on actual accomplishments of each state agency, mandated by the Budget Management Act to be reported quarterly to the Governor and the Legislature.
<b>Rainy Day Fund (ETF)</b>	Amendment 803 to the Constitution of Alabama 1901 established the current Education Trust Fund Rainy Day Account within the Alabama Trust Fund through oil and gas capital payments. The maximum amount available for withdrawal equals 6.5% of the ETF appropriations for the prior fiscal year less any amounts previously withdrawn that have not been repaid. The Account's repayment deadline is six years.
<b>Rainy Day Fund (General Fund)</b>	Amendment 803 to the Constitution of Alabama 1901 created the State General Fund Rainy Day Account as a part of the Alabama Trust Fund. At no time may the amount withdrawn from this Account exceed 10% of General Fund appropriations for the previous fiscal year less any amounts previously withdrawn which have not been repaid. The Legislature must replenish the Account within 10 years after withdrawal.
<b>Requisition</b>	An official order laying claim to the use of property or materials.
<b>Revenue</b>	Monies received from taxes, fees, fines, federal grants, bond sales, and other sources deposited in the state treasury and available as a source of funds to state government.
<b>Reversion</b>	All unencumbered balances of all appropriations revert to the State Treasury at the end of each fiscal year and are credited to the General Fund or the special fund from which the appropriations were made.
<b>Reversion Reappropriated</b>	An appropriation which remains unexpended in the prior year may be authorized to spend in the following fiscal year.
<b>Strategic Planning</b>	The Governor is required by law to develop a four-year strategic plan for presentation to the Legislature prior to the first day of the second regular legislative session in each term of office. The plan shall include program, long-range revenue, and expenditure plans for the quadrennium, improvements in the state infrastructure requiring capital outlay, and recommended steps to reduce the cost of operation of state government. (§ 41-19-3(b), Code of Alabama 1975)

**Supplemental Appropriation** The authorization for an agency to make expenditures and to incur obligations for specific purposes. Supplemental appropriation bills are for a single purpose and provide the source of revenue necessary to pay the appropriation. A supplemental appropriation bill can increase/decrease a current appropriation, create a new appropriation, or amend the current appropriation bill by correcting or changing language in the bill regarding a specific expenditure.

**Unencumbered Balance** An agency's beginning available cash in a fund minus any prior year expenditures and adjustments.

## **A**

Accountancy, Board of Public	23
Adjustment, Board of	24
Agricultural and Conservation Development Commission	25
Agricultural Museum Board, Alabama	26
Agriculture and Industries, Department of	27
Alabama, University of	287
Alabama - Birmingham, University at	292
Alabama - Huntsville, University at	298
Alabama A&M University	303
Alabama State University	308
Alabama Office of Minority Affairs	137
Alabama Trust Fund	29
Alcoholic Beverage Control Board	30
American Legion and Auxiliary Scholarships	32
Architects, Board for Registration of	33
Archives and History, Department of	34
Arrest of Absconding Felons	212
Arts, Alabama State Council on the	36
Assisted Living Administrators, Board of Examiners of	38
Athens State University	313
Athlete Agent Regulatory Commission	39
Athletic Commission, Alabama	40
Athletic Trainers, Alabama Board of	41
Attorney General, Office of the	42
Auburn University Main	318
Auburn University - Agriculture Experiment Station	323
Auburn University - Alabama Cooperative Extension System	327
Auburn University at Montgomery	331
Auctioneers, Board of	44
Auditor, Office of State	45
Automatic Appeal - Court Assessed	212
Automatic Appeal Expenses	212

## **B**

Banking Department, State	46
Bar Association, Alabama State	47

## **C**

Child Abuse and Neglect Prevention	48
Children's Advocacy Centers, Alabama Network of	383
Children's Services Facilitation Team	50
Chiropractic Examiners, Alabama Board of	51

Choctawhatchee, Pea, Yellow Rivers Watershed Management Authority	52
Coalition Against Domestic Violence, Alabama	384
Commerce, Department of	53
Community College System, Alabama	55
Conservation and Natural Resources, Department of	61
Construction Recruitment Institute, Alabama	63
Contractors, State Licensing Board for General	64
Corrections, Department of	65
Cosmetology and Barbering, Alabama Board of	69
Counseling, Alabama Board of Examiners in	70
County Gov't Cap Improvement	212
Court Costs-Act 558, 1957	212
Court of Civil Appeals	11
Court of Criminal Appeals	12
Court Reporting, Alabama Board of	71
Court-Assessed Costs-AG	212
Court-Assessed Costs-Finance	212
Credit Union Administration, Alabama	72
Crime Victims Compensation Commission	73
Cyber Technology & Engineering, Alabama School of	74

## **D**

Deaf and Blind, Alabama Institute for - Adult Programs	75
Deaf and Blind, Alabama Institute for - Children and Youth Programs	78
Deaf and Blind, Alabama Institute for - Industries for the Blind	81
Dental Scholarship Awards	83
Dietetics/Nutrition Practice, Board of Examiners	84
Distribution of Public Documents	212
District Attorneys	85
Drycleaning Environmental Response Trust Fund	87

## **E**

Early Childhood Education	88
Economic and Community Affairs, Alabama Department of	90
Education, Department of, State	93
Education, Local Board of	97
Election Expenses	212
Election, Training Officials	212
Electrical Contractors, Board of	100
Electronic Security Board of Licensure, Alabama	101
Emergency Forest Fire Fund	212
Emergency Fund, Departmental	212
Emergency Management Agency	102

Employees' Suggestion Incentives Awards Board	104
Engineers and Land Surveyors. State Board of Licensure for Professional	105
Environmental Management, Department of	106
Ethics Commission, Alabama	109
Evaluation of Services, Alabama Commission on the	110
Examiners of Public Accounts	1

## **F**

Fair Trial Tax Transfer	212
Family Practice Rural Health Board	112
Feeding of Prisoners	212
Finance, Department of	113
Finance-CMIA	212
Finance-FEMA	212
Fine Arts, Alabama School of	116
Firefighters' Personnel Standards and Education Commission, Alabama Fire College	117
Flexible Employee Benefits Board	121
Forensic Sciences	123
Foresters, Alabama State Board of Registration for	125
Forestry Commission, Alabama	126
Forever Wild Land Trust, Board of	128
Forever Wild Trust Fund/Stewardship Board	129
Funeral Services, Alabama Board of	130

## **G**

Genetic Counseling, Board of	131
Geological Survey	132
Geologist, Alabama Board of Licensure for Professional	134
Governor's Conference, National	212
Governor's Contingency Fund	135
Governor's Mansion Authority	136
Governor's Office of Volunteer Services	138
Governor's Office on Disability	139
Governor's Office	140
Governor's Proclamation Expense	212
Governor's Widows Retirement	212

## **H**

Health Planning and Development Agency, State	141
Health, Alabama Department of Public	142
Hearing Instrument Dealers Board	145
Heating, Air Conditioning, and Refrigeration Contractors, Board of	146
Higher Education, Alabama Commission	147

Historic Blakeley Authority	150
Historical Commission, Alabama	151
Home Builders Licensure Board	154
Home Medical Equipment Services Providers Board	156
Human Resources, Department of	157

<b>I</b>	
Indian Affairs Commission	160
Industrial Development Authority	161
Information Technology, Office of	162
Innovation Fund, Alabama	163
Insurance Board, State Employees	164
Insurance Department	166
Interior Design, Board of Registration for	168
Interpreters and Transliterated, Alabama Board of	169

<b>J</b>	
Jacksonville State University	336
Judicial Inquiry Commission	13
Judicial Retirement Fund	14

<b>L</b>	
Labor, Department of	170
Landscape Architects, Board of Examiners of	172
Law Enforcement Agency - Emergency Code	212
Law Enforcement Agency - SBI Cost of Evidence	212
Law Enforcement Agency, State	173
Law Enforcement Fund	212
Law Enforcement Legal Defense	212
Legislative Council	3
Legislative Services Agency	4
Legislature	6
Library Service, Alabama Public	176
Lieutenant Governor, Office of the	178
Liquefied Petroleum Gas Board	180

<b>M</b>	
Manufactured Housing Commission	181
Marine Environmental Sciences Consortium	182
Marriage and Family Therapy Board	186
Massage Therapy, Alabama Board of	187
Mathematics and Science, Alabama School of	188
Medicaid Agency, Alabama	190

Medical Cannabis Commission, Alabama	192
Medical Scholarship Awards, Board of	194
Men's Hall of Fame, Alabama	195
Mental Health, Department of	196
Midwifery, Board of	199
Military - Emergency Active Duty	212
Military Department	200
Montevallo, University of	341
Motor Sports Hall of Fame	202
Municipal Government Capital Improvement Fund	212
Music Hall of Fame, Alabama	204

## **N**

North Alabama, University of	346
Nursing Home Administrators, Board of Examiners	205
Nursing, Alabama Board of	206

## **O**

Occupational Therapy, Board of	207
Oil and Gas Board	208
Onsite Wastewater Board	210
Optometric Scholarship Awards, Board of	211
Organization Chart, State of Alabama	1
Other Appropriations	212

## **P**

Pardons and Paroles, Board of	215
Peace Officers' Annuity and Benefit Board, Alabama	217
Peace Officers' Standards and Training Commission, Alabama	218
Personnel Department, State	220
Physical Fitness, Governor's Commission on	223
Physical Therapy, Board of	224
Plumbers and Gas Fitters Examining Board	225
Polygraph Examiners, Board of	226
Port Authority, Alabama State	227
Postsecondary Education - Alabama Community College System	55
President Pro Tem of the Senate, Office of the	7
Printing Code and Supplement - Secretary of State	212
Printing Legislative Acts and Journals	212
Private Investigation Board, Alabama	229
Professional Bail Bonding Board, Alabama	230
Prosecution Services, Office of	231
Prosthetists and Orthotists, Alabama State of	233



Psychology, Board of Examiners in	234
Public Education Employees' Health Care Trust, Retired	235
Public Education Employees' Health Insurance Board	236
Public Health, Alabama Department of	142
Public Service Commission	238

## R

Real Estate Appraisers Board	240
Real Estate Commission	241
Registration of Voters	212
Registration of Voters - Photo Voter Identification	212
Registration of Voters - Voter Registrars	212
Rehabilitation Services, Department of	243
Removal of Prisoners	212
Respiratory Therapy, Alabama State Board of	245
Retirement System, Employees'	246
Retirement System, Teachers'	248
Revenue Department	250

## S

Secretary of State, Office of the	252
Securities Commission	254
Security Regulatory Board, Alabama	255
Senior Services, Department of	256
Sickle Cell Oversight/Regulatory Commission	258
Social Work Examiners, Alabama State Board of	259
Soil and Water Conservation Committee	260
South Alabama, University of	351
Southern Preparatory Academy	371
Space Science Exhibit Commission	262
Speaker of the House of Representatives, Office of the	8
Speech-Language Pathology and Audiology, Alabama Board of Examiners for	264
Supercomputer Authority, Alabama	265
Supreme Court Library	18
Supreme Court of Alabama	16
Surface Mining Commission	266

## T

Talladega College	372
Tax Tribunal, Alabama	268
Television Commission, Educational	99
Tennessee-Tombigbee Waterway Development Authority	269
Tourism Department, Alabama	270

Transportation, Department of	271
Treasurer, State	274
Troy University System	358
Tuskegee University	376

## **U**

Underground and Aboveground Storage Trust Fund Management Board	276
Unified Judicial System	19

## **V**

Veterans Affairs, Department of	277
Veterinary Medical Examiners, Board of	279

## **W**

West Alabama, University of	364
Women's Commission, Alabama	280
Women's Hall of Fame, Alabama	281

## **Y**

Youth Services, Department of	282
-------------------------------	-----